



US00D658895S

(12) **United States Design Patent**
Pottes et al.

(10) **Patent No.:** **US D658,895 S**
(45) **Date of Patent:** **** May 8, 2012**

(54) **BROOM HEAD**

(75) Inventors: **Fabiano G. Pottes**, São Paulo (BR);
Amaro K. Andrade, São Paulo (BR)

(73) Assignee: **3M Innovative Properties Company**,
St. Paul, MN (US)

(**) Term: **14 Years**

(21) Appl. No.: **29/390,611**

(22) Filed: **Apr. 27, 2011**

(51) **LOC (9) Cl.** **04-99**

(52) **U.S. Cl.** **D4/199**

(58) **Field of Classification Search** D4/130,
D4/132, 135, 137, 138, 199; D32/50-52;
15/145, 146, 159.1, 160, 167.3, 171, 176.1,
15/176.2, 191.1, 192, 193

See application file for complete search history.

(56) **References Cited**

U.S. PATENT DOCUMENTS

D499,555 S	*	12/2004	Molek et al.	D4/199
D501,088 S	*	1/2005	Libman et al.	D4/199
D537,255 S	*	2/2007	Berti	D4/199
D549,465 S	*	8/2007	Hay et al.	D4/199
D572,013 S	*	7/2008	Weis et al.	D4/199

D591,514 S	*	5/2009	McNeil et al.	D4/135
D601,350 S	*	10/2009	Wales	D4/199
D621,622 S	*	8/2010	Giacolo et al.	D4/199
D627,978 S	*	11/2010	Libman	D4/199
D630,022 S	*	1/2011	Giacolo et al.	D4/199
D637,006 S	*	5/2011	Marsden et al.	D4/199

* cited by examiner

Primary Examiner — Austin Murphy

(74) *Attorney, Agent, or Firm* — Trisha D. Adamson

(57) **CLAIM**

The ornamental design for a broom head, as shown and described.

DESCRIPTION

FIG. 1 is a perspective view showing the new design of a broom head;

FIG. 2 is a front view thereof, the rear view being a mirror image thereof;

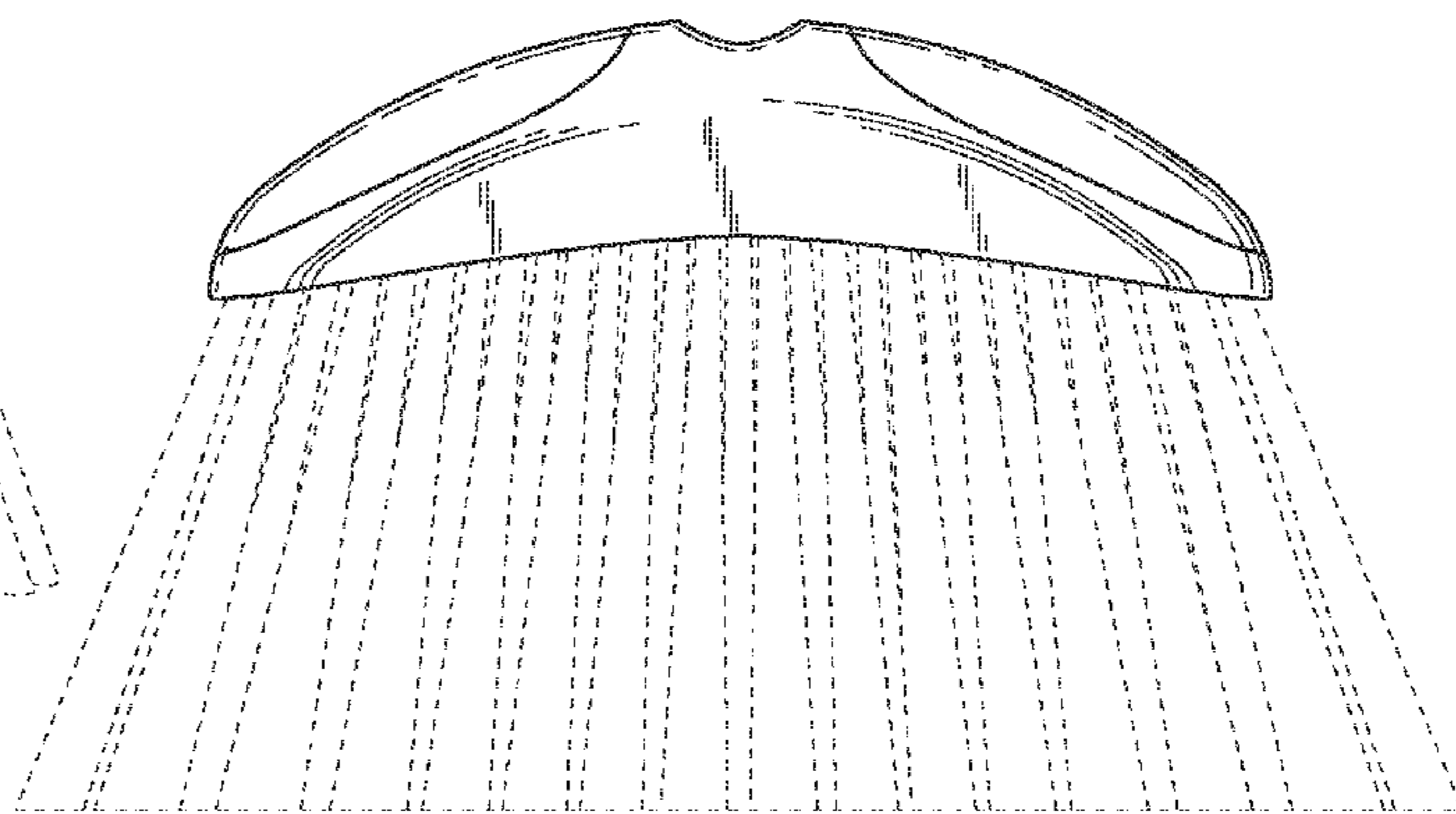
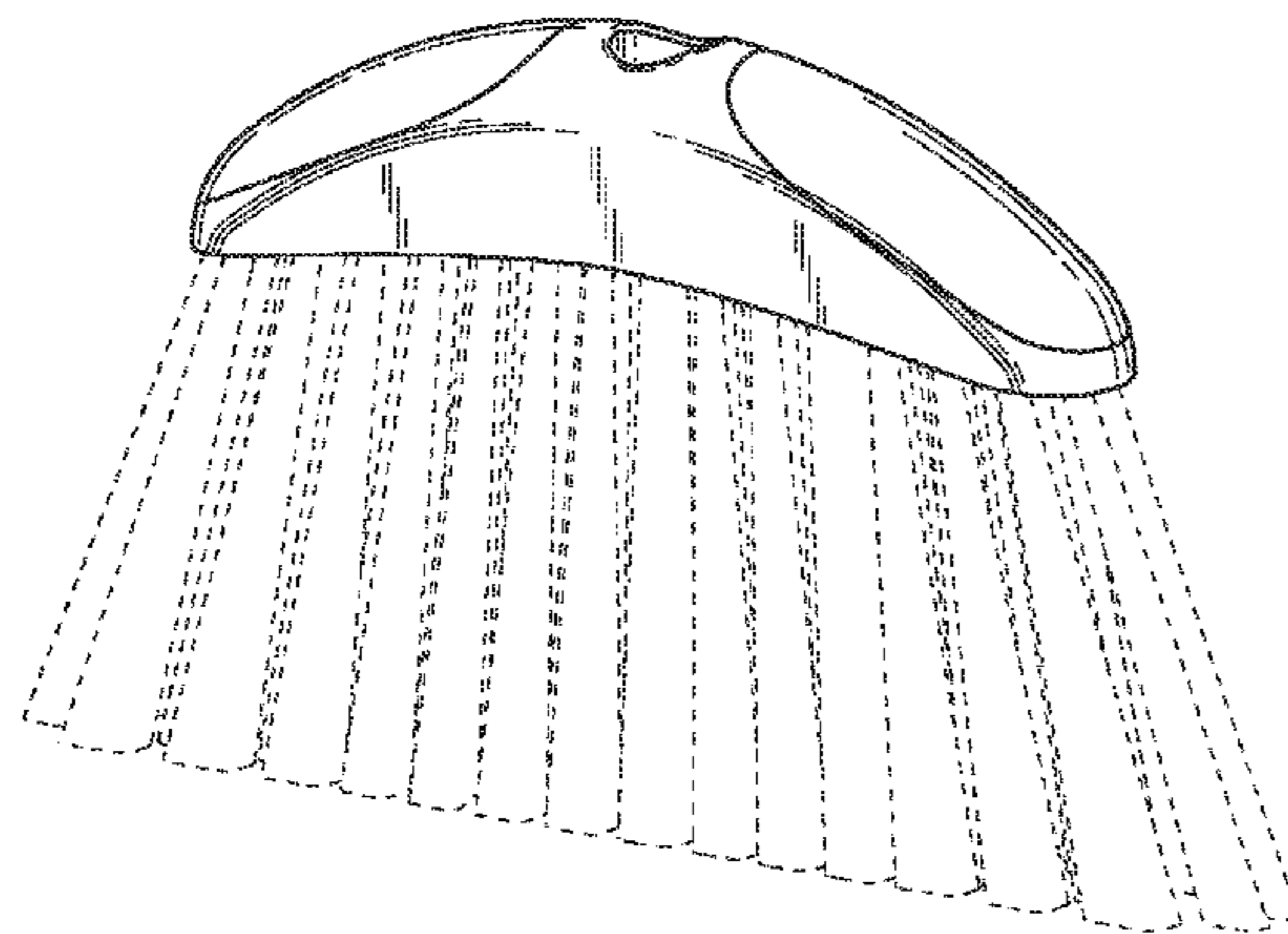
FIG. 3 is a top view thereof;

FIG. 4 is a bottom view thereof; and,

FIG. 5 is a right side view thereof, the left side view being a mirror image thereof.

The surface shading and broken lines in the drawings are shown for illustrative purposes only and form no part of the claimed design.

1 Claim, 2 Drawing Sheets



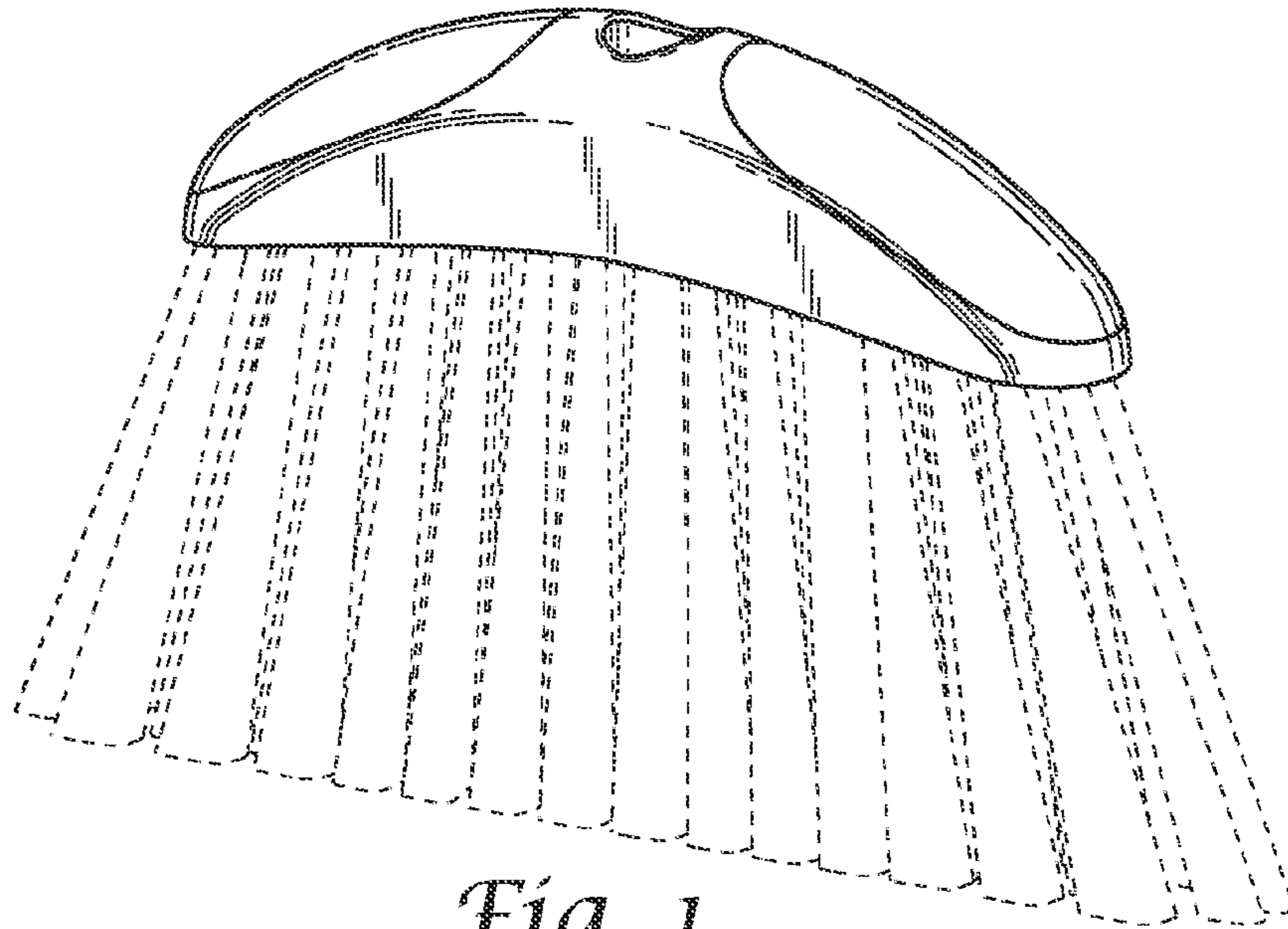


Fig. 1

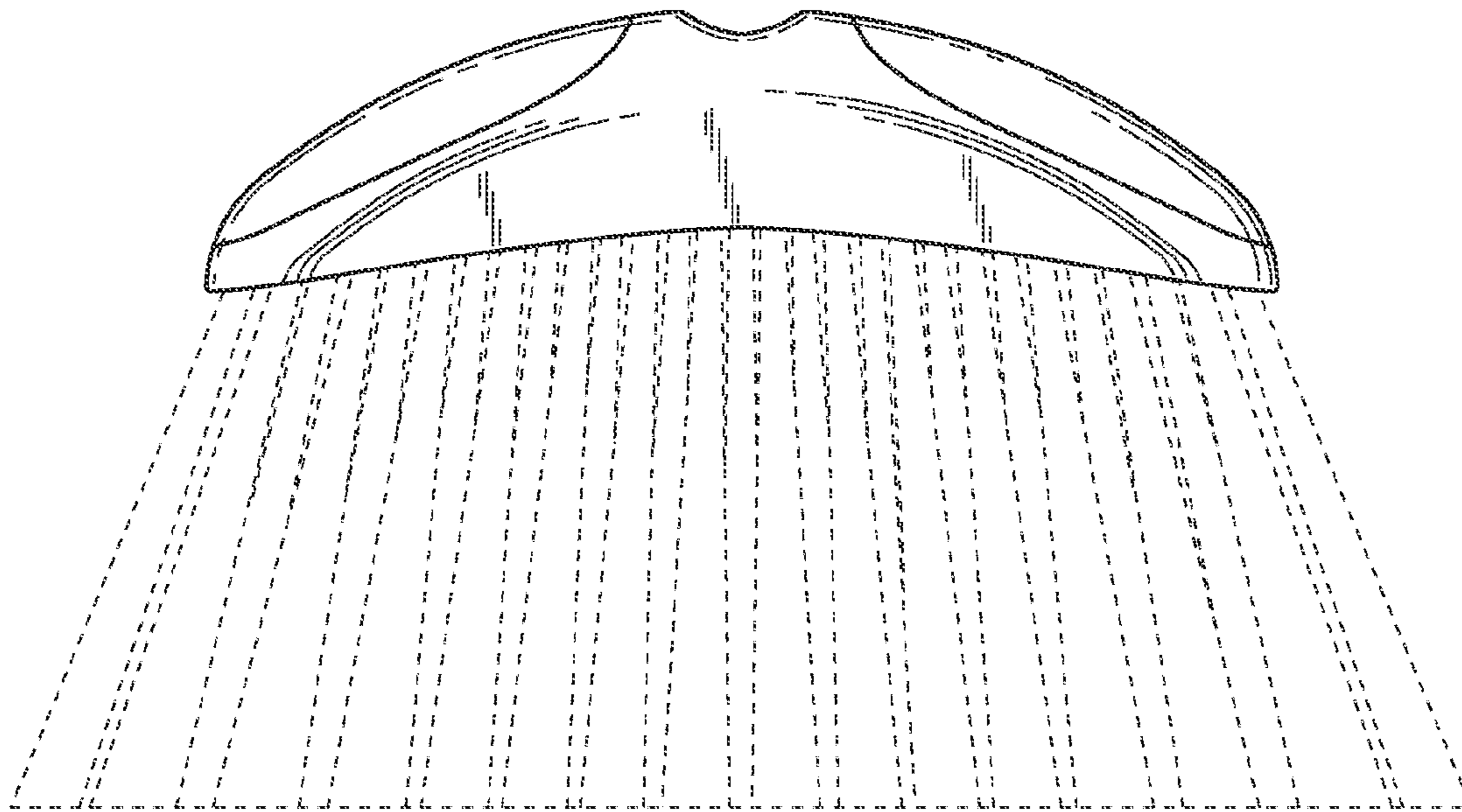


Fig. 2

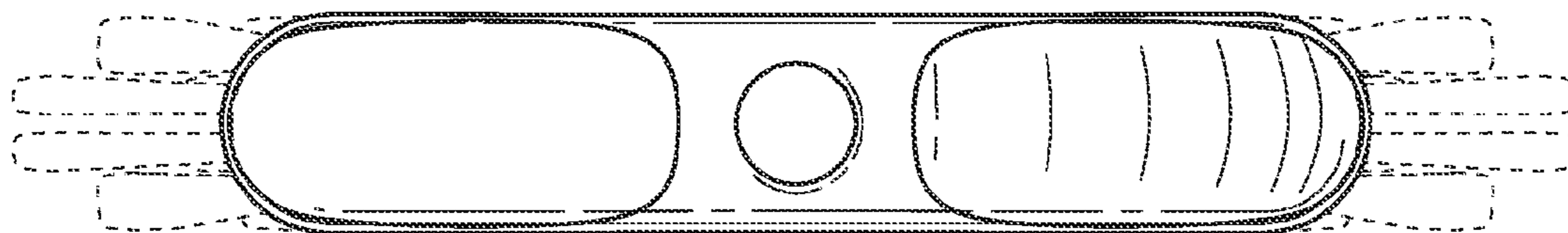


Fig. 3

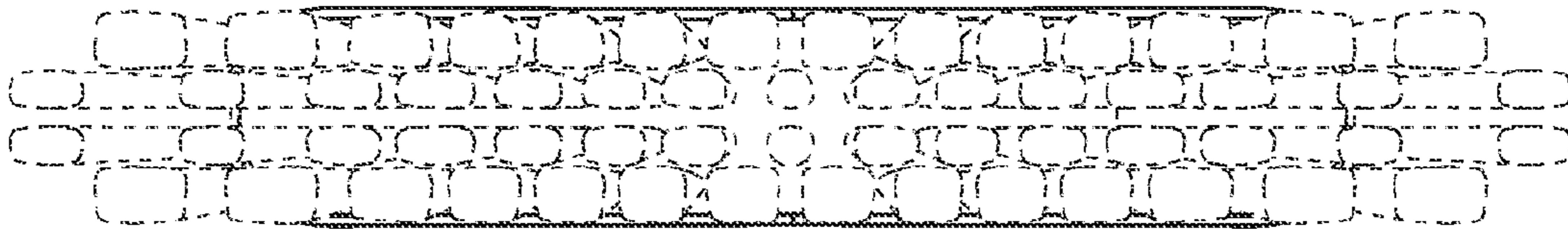


Fig. 4

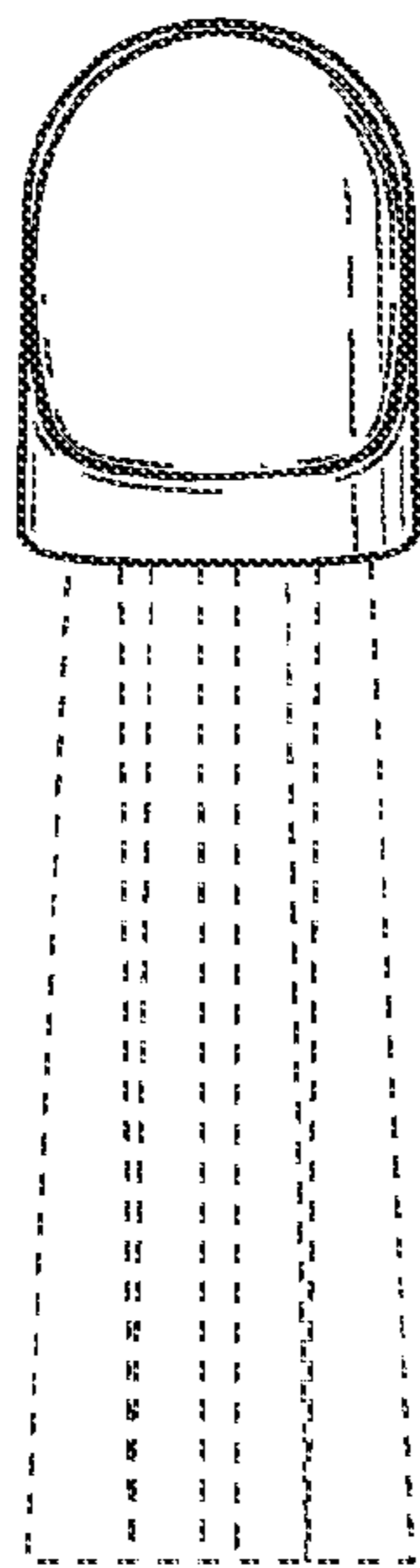


Fig. 5

UNITED STATES PATENT AND TRADEMARK OFFICE
CERTIFICATE OF CORRECTION

PATENT NO. : D658,895 S
APPLICATION NO. : 29/390611
DATED : May 8, 2012
INVENTOR(S) : Pottes et al.

Page 1 of 4

It is certified that error appears in the above-identified patent and that said Letters Patent is hereby corrected as shown below:

Delete the title page and substitute therefore with the attached title page consisting of the corrected illustrative figure(s).

Please replace FIGS. 1-5 with FIGS. 1-5 as shown on the attached pages.

Signed and Sealed this
Twenty-sixth Day of April, 2016



Michelle K. Lee
Director of the United States Patent and Trademark Office

(12) **United States Design Patent**
Pottes et al.

(10) **Patent No.:** **US D658,895 S**
(45) **Date of Patent:** **** May 8, 2012**

(54) **BROOM HEAD**

(75) **Inventors:** **Fabiano G. Pottes, São Paulo (BR);**
Amaro K. Andrade, São Paulo (BR)

(73) **Assignee:** **3M Innovative Properties Company,**
St. Paul, MN (US)

(**) **Term:** **14 Years**

(21) **Appl. No.:** **29/390,611**

(22) **Filed:** **Apr. 27, 2011**

(51) **LOC (9) Cl.** **04-99**

(52) **U.S. Cl.** **D4/199**

(58) **Field of Classification Search** D4/130,
D4/132, 135, 137, 138, 199; D32/50-52;
15/145, 146, 159.1, 160, 167.3, 171, 176.1,
15/176.2, 191.1, 192, 193

See application file for complete search history.

(56) **References Cited**

U.S. PATENT DOCUMENTS

D499,555 S	*	12/2004	Molek et al.	D4:199
D501,088 S	*	1/2005	Libman et al.	D4:199
D537,255 S	*	2/2007	Berti	D4:199
D549,465 S	*	8/2007	Hay et al.	D4:199
D572,013 S	*	7/2008	Weis et al.	D4:199

D591,514 S	*	5/2009	McNeil et al.	D4:135
D601,350 S	*	10/2009	Wales	D4:199
D621,622 S	*	8/2010	Giacolo et al.	D4:199
D627,978 S	*	11/2010	Libman	D4:199
D630,022 S	*	1/2011	Giacolo et al.	D4:199
D637,006 S	*	5/2011	Marsden et al.	D4:199

* cited by examiner

Primary Examiner — Austin Murphy

(74) *Attorney, Agent, or Firm* — Trisha D. Adamson

(57) **CLAIM**

The ornamental design for a broom head, as shown and described.

DESCRIPTION

FIG. 1 is a perspective view showing the new design of a broom head;

FIG. 2 is a front view thereof, the rear view being a mirror image thereof;

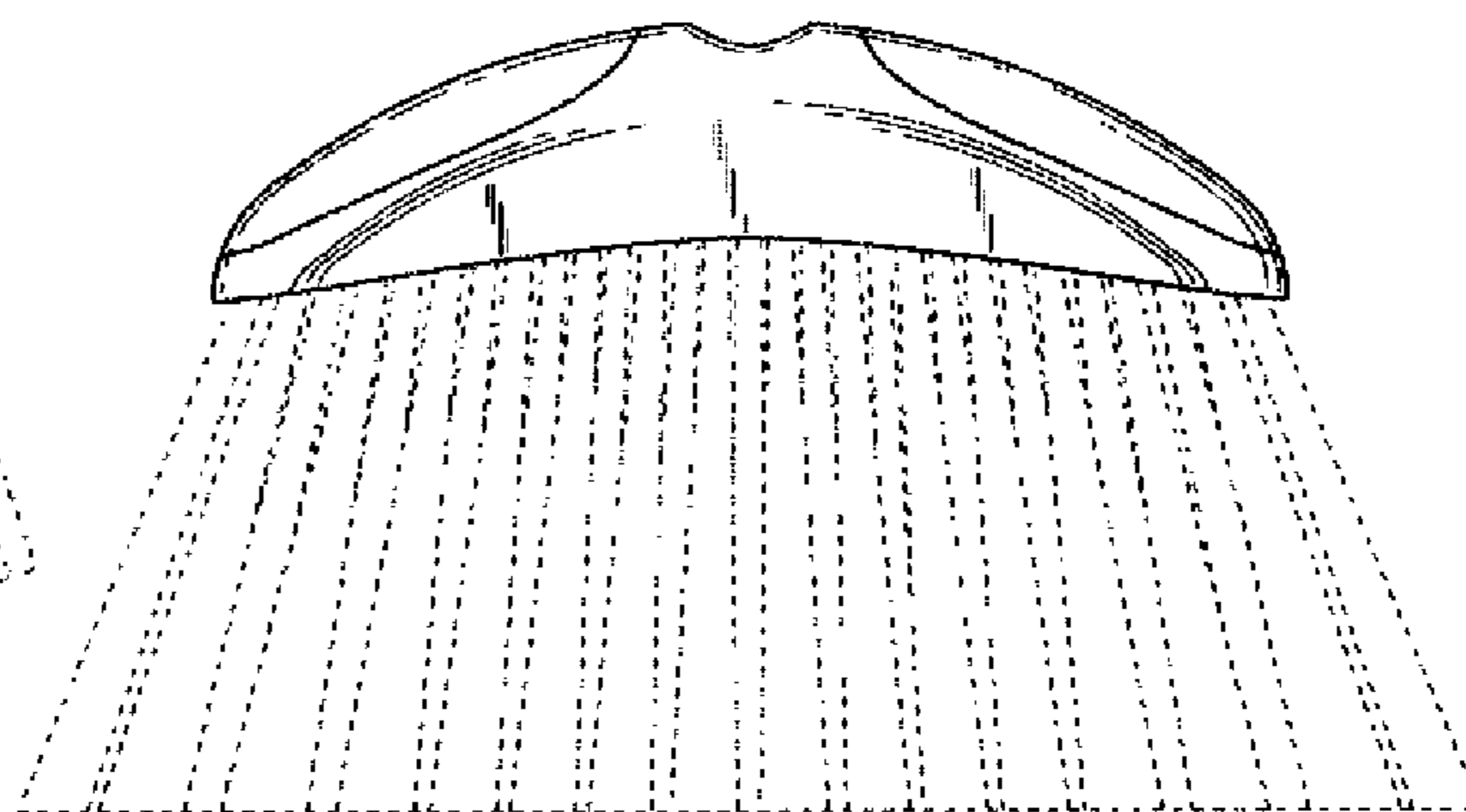
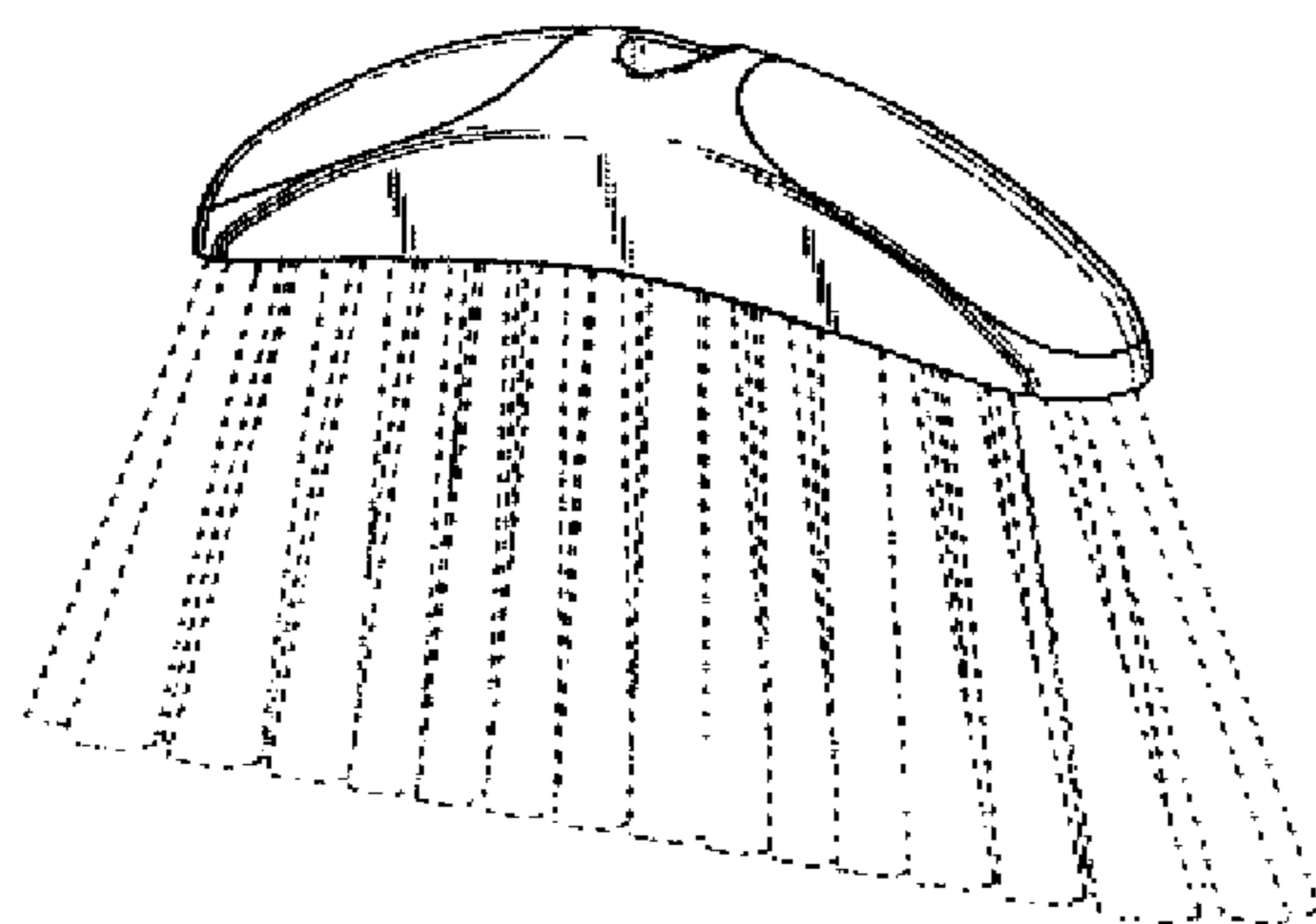
FIG. 3 is a top view thereof;

FIG. 4 is a bottom view thereof; and,

FIG. 5 is a right side view thereof, the left side view being a mirror image thereof.

The surface shading and broken lines in the drawings are shown for illustrative purposes only and form no part of the claimed design.

1 Claim, 2 Drawing Sheets



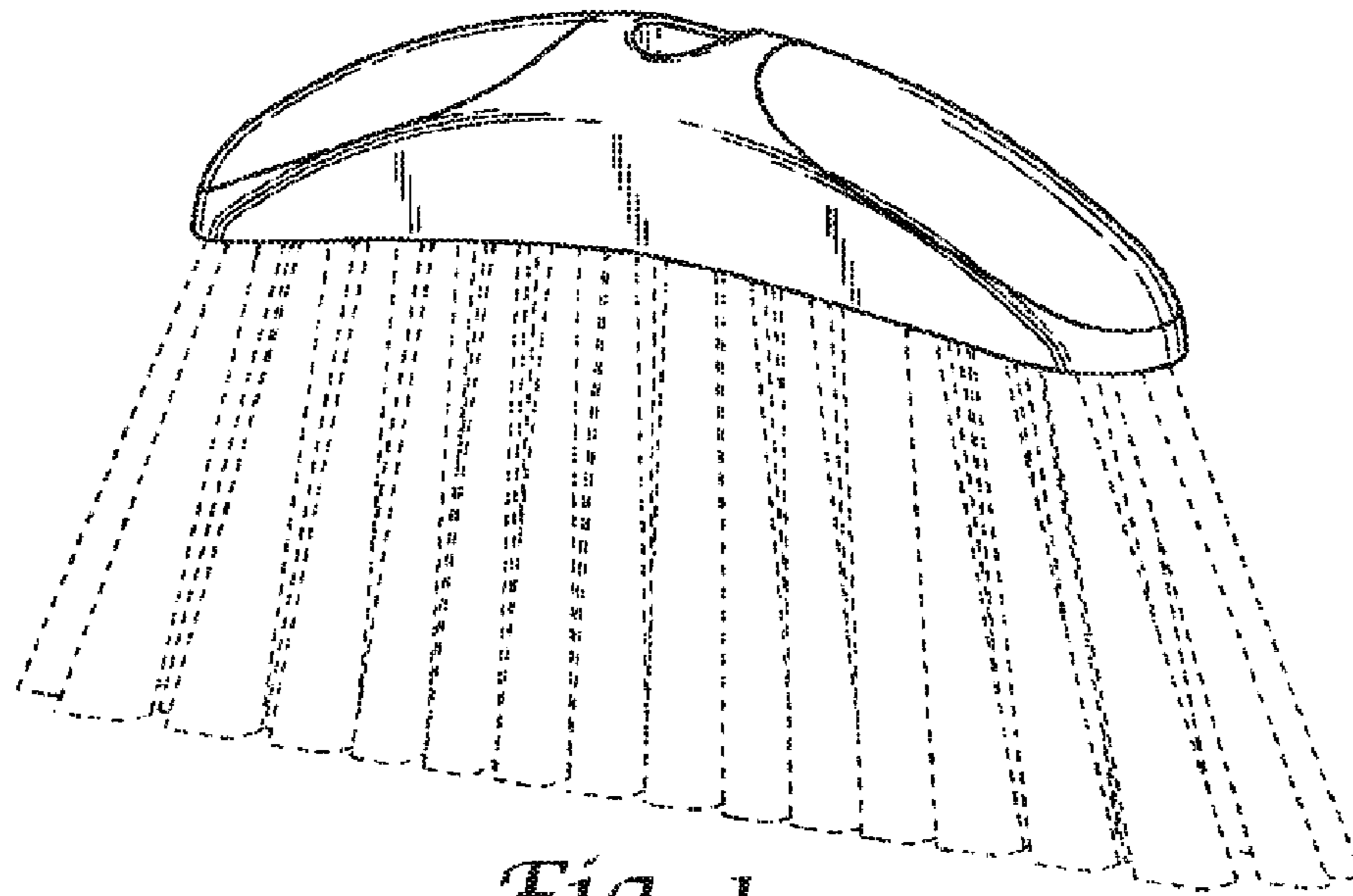


Fig. 1

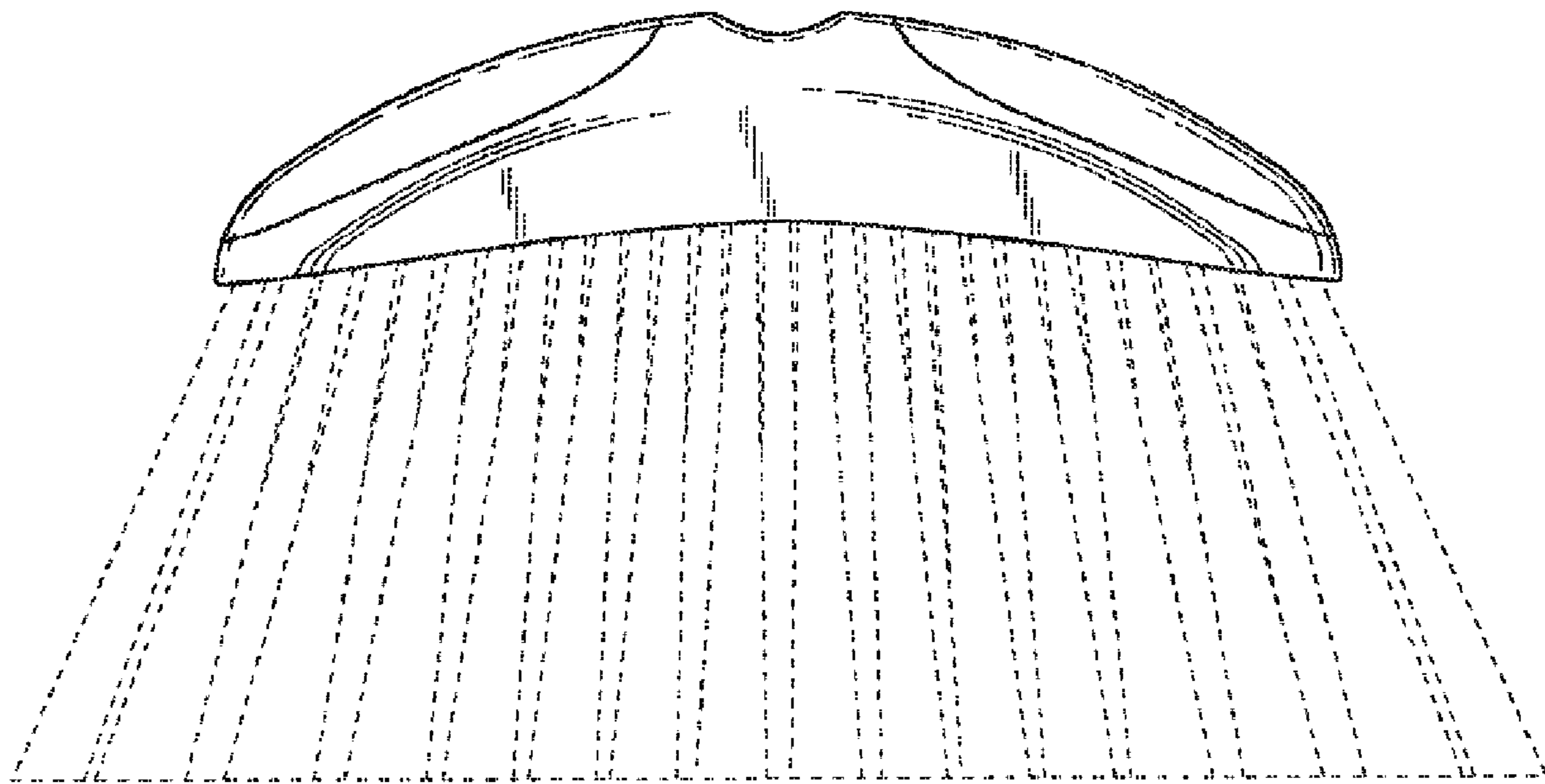


Fig. 2




Fig. 3

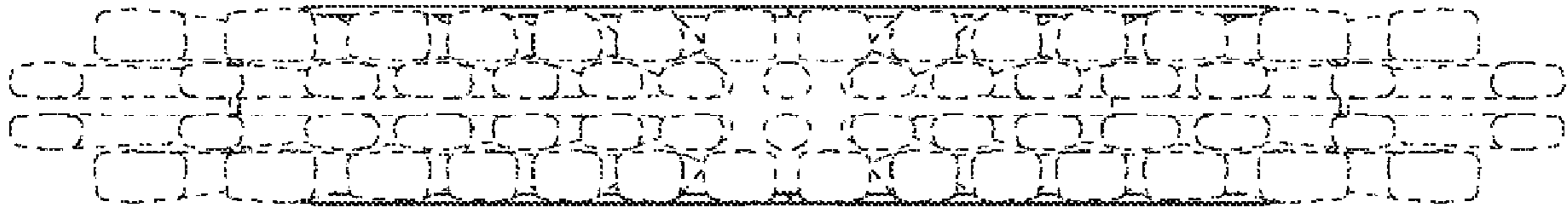


Fig. 4




Fig. 5