



US00D658885S

(12) **United States Design Patent**  
**Pereira et al.**

(10) **Patent No.:** **US D658,885 S**  
(45) **Date of Patent:** **\*\* May 8, 2012**

(54) **TOOTHBRUSH HANDLE**

(75) Inventors: **Amarildo Jose Pereira**, Sao Paulo (BR);  
**Emilson Ismael Netto**, Sao Paul (BR);  
**Takayuki Watanabe**, Nishigo-mura  
(JP); **Stephen J. Blanchard**, London  
(GB); **Karin Taylor**, New York, NY  
(US)

(73) Assignee: **McNeil-PPC, Inc.**, Skillman, NJ (US)

(\*\*) Term: **14 Years**

(21) Appl. No.: **29/384,172**

(22) Filed: **Jan. 27, 2011**

**Related U.S. Application Data**

(63) Continuation of application No. 29/325,373, filed on  
Sep. 30, 2008.

(51) **LOC (9) Cl.** ..... **04-02**

(52) **U.S. Cl.** ..... **D4/104; D4/138**

(58) **Field of Classification Search** ..... D4/104-112,  
D4/138; D7/393, 395, 401.2; D8/107, 303;  
D28/46, 48; 15/143.1, 167.1, 167.2; 16/430  
See application file for complete search history.

(56) **References Cited**

**U.S. PATENT DOCUMENTS**

D254,587 S \* 4/1980 Kelly ..... D7/395  
D289,583 S \* 5/1987 Chan ..... D4/104  
D347,736 S \* 6/1994 Schneider et al. .... D4/104  
D363,373 S \* 10/1995 Heinzelman et al. .... D4/104

D365,966 S \* 1/1996 Ancona ..... D7/401.2  
D401,069 S \* 11/1998 Lamond et al. .... D4/104  
D403,556 S \* 1/1999 Juhlin et al. .... D7/401.2  
D404,205 S \* 1/1999 Hohlbein ..... D4/104  
5,926,900 A \* 7/1999 Bennett ..... 15/167.1  
D433,814 S \* 11/2000 Blaustein et al. .... D4/104  
D579,667 S \* 11/2008 Jamson ..... D4/107

**FOREIGN PATENT DOCUMENTS**

KR 30-0319379 S \* 3/2003

\* cited by examiner

*Primary Examiner* — Melanie H Tung

*Assistant Examiner* — Lavone D Tabor

(74) *Attorney, Agent, or Firm* — Karen G. Horowitz

(57) **CLAIM**

We claim the ornamental design for a toothbrush handle, as  
shown and described.

**DESCRIPTION**

FIG. 1 is a left, bottom, front perspective view of a toothbrush  
handle showing our new design;

FIG. 2 is a left side elevational view thereof;

FIG. 3 is a front elevational view thereof;

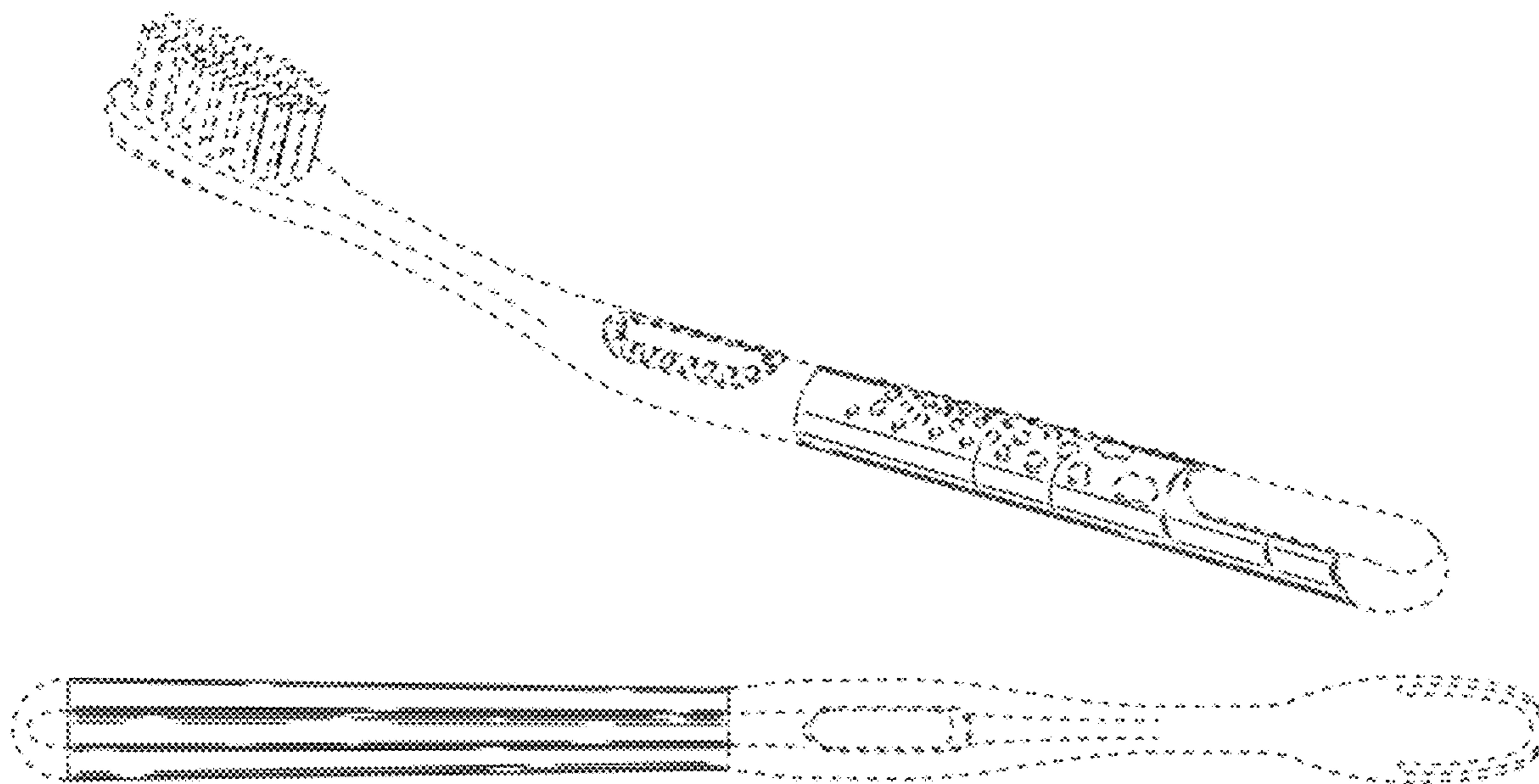
FIG. 4 is back elevational view thereof;

FIG. 5 is an elevational view taken along the top of the  
toothbrush as oriented in FIG. 2; and,

FIG. 6 is an elevational view taken along the bottom of the  
toothbrush as oriented in FIG. 2.

The broken lines are included for the purpose of illustrating  
portions and environment of the toothbrush handle that form  
no part of the claimed design, with the dash-dot-dash lines  
being representative of unclaimed boundaries.

**1 Claim, 4 Drawing Sheets**



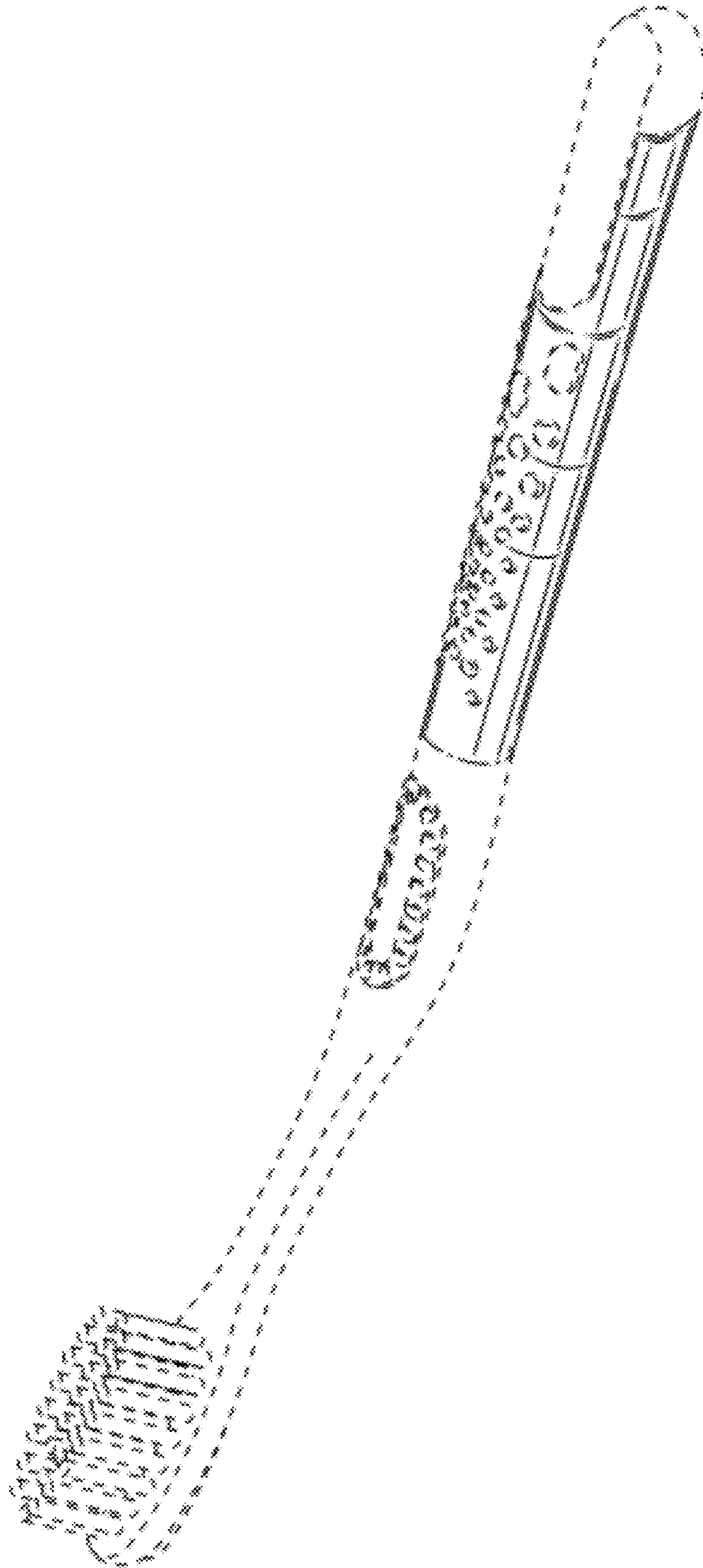


Fig. 1

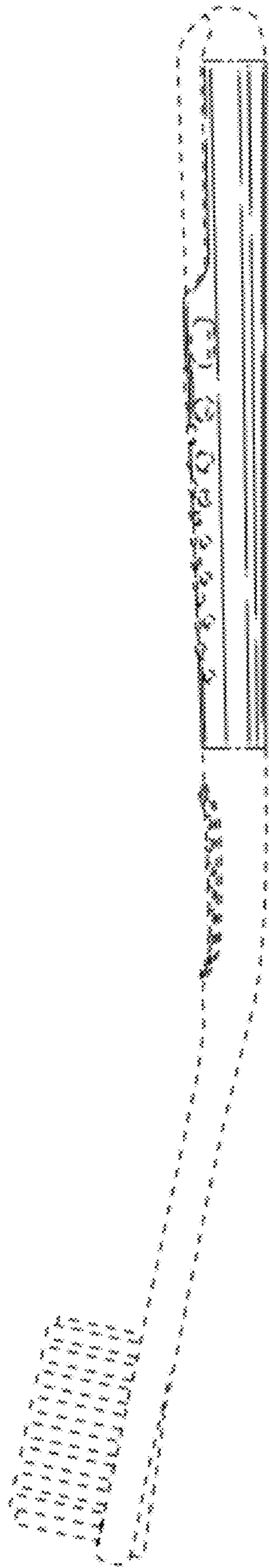


Fig. 2



Fig. 3



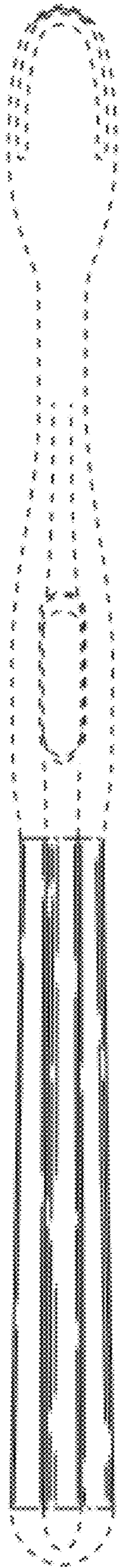


Fig. 4



Fig. 5



Fig. 6