



US00D658879S

(12) **United States Design Patent**
Sgambellone

(10) **Patent No.:** **US D658,879 S**

(45) **Date of Patent:** **** May 8, 2012**

(54) **ORGANIZER**

(76) Inventor: **David L. Sgambellone**, Simi Valley, CA
(US)

(**) Term: **14 Years**

(21) Appl. No.: **29/385,728**

(22) Filed: **Feb. 18, 2011**

(51) **LOC (9) Cl.** **03-01**

(52) **U.S. Cl.** **D3/303**

(58) **Field of Classification Search** D3/303,
D3/299, 903, 5-206, 218-219, 222, 224,
D3/226-227; 224/901.4, 240, 191, 222,
224/219, 267, 673-674, 904, 908-909; 190/107,
190/109

See application file for complete search history.

(56) **References Cited**

U.S. PATENT DOCUMENTS

D270,784 S *	10/1983	Forrester	D3/299
4,440,525 A *	4/1984	Perla	405/186
4,804,121 A *	2/1989	Stanton et al.	224/191
D332,697 S *	1/1993	Schildkraut	D3/303
D358,253 S *	5/1995	Wong	D3/247
D383,902 S *	9/1997	Droste	D3/201
D392,806 S *	3/1998	Lee	D6/320

D542,021 S *	5/2007	Dunshee et al.	D3/203.5
D547,989 S *	8/2007	Nelson	D6/553
D621,780 S *	8/2010	Ferber et al.	D13/108
D646,485 S *	10/2011	Mason	D3/299

* cited by examiner

Primary Examiner — Sheryl Lane

(74) *Attorney, Agent, or Firm* — Richard S Erbe

(57) **CLAIM**

The ornamental design for an organizer, as shown and described.

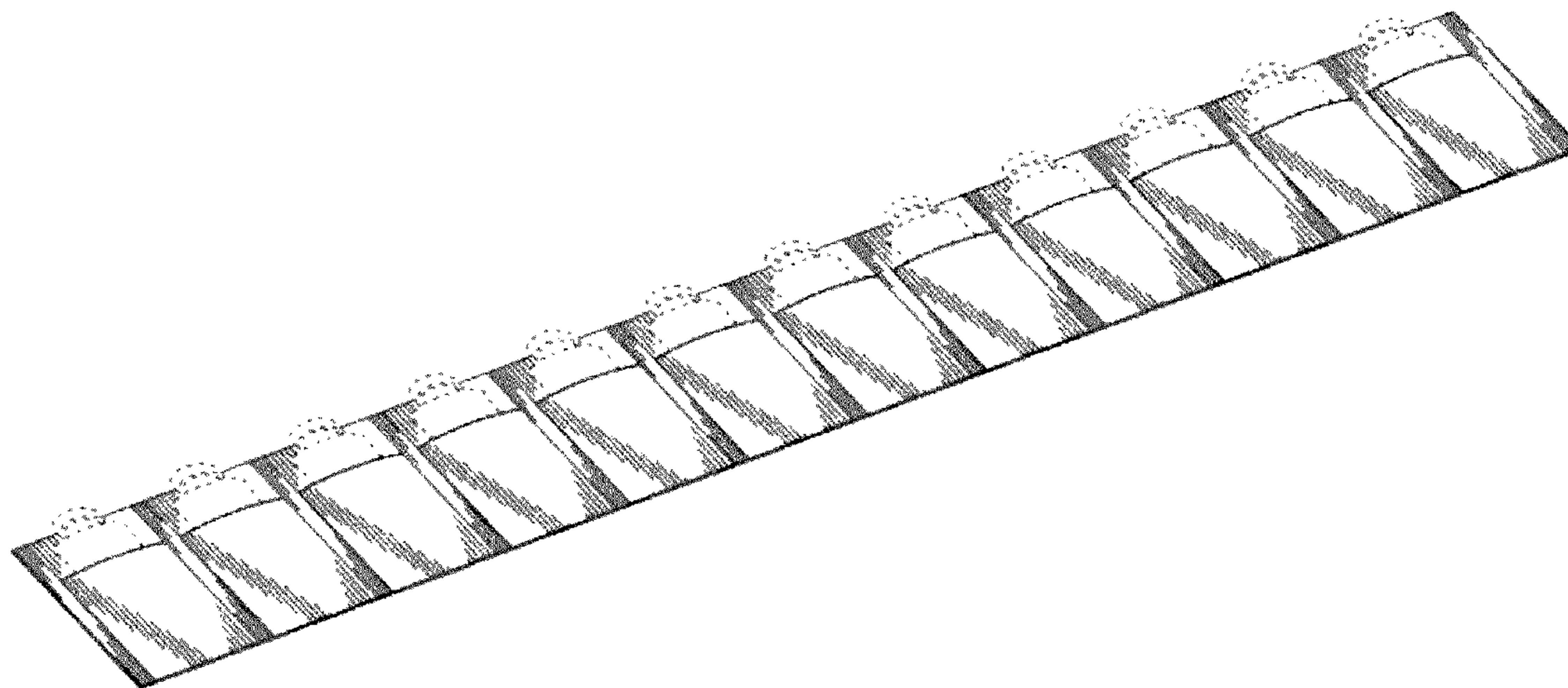
DESCRIPTION

FIG. 1 is a perspective view of my organizer.
FIG. 2 is another perspective view of my organizer.
FIG. 3 is a front elevational view of my organizer;
FIG. 4 is a rear elevational view of my organizer;
FIG. 5 is a left side elevational view of my organizer, the right side view being a mirror image of this view; and,
FIG. 6 is a top view of my organizer, the bottom view being a mirror image of this view.

Shading lines in the various views are for illustrative purposes only and form no part of the design.

The tubes shown in FIG. 1 are for illustrative purposes only and form no part of the design.

1 Claim, 1 Drawing Sheet



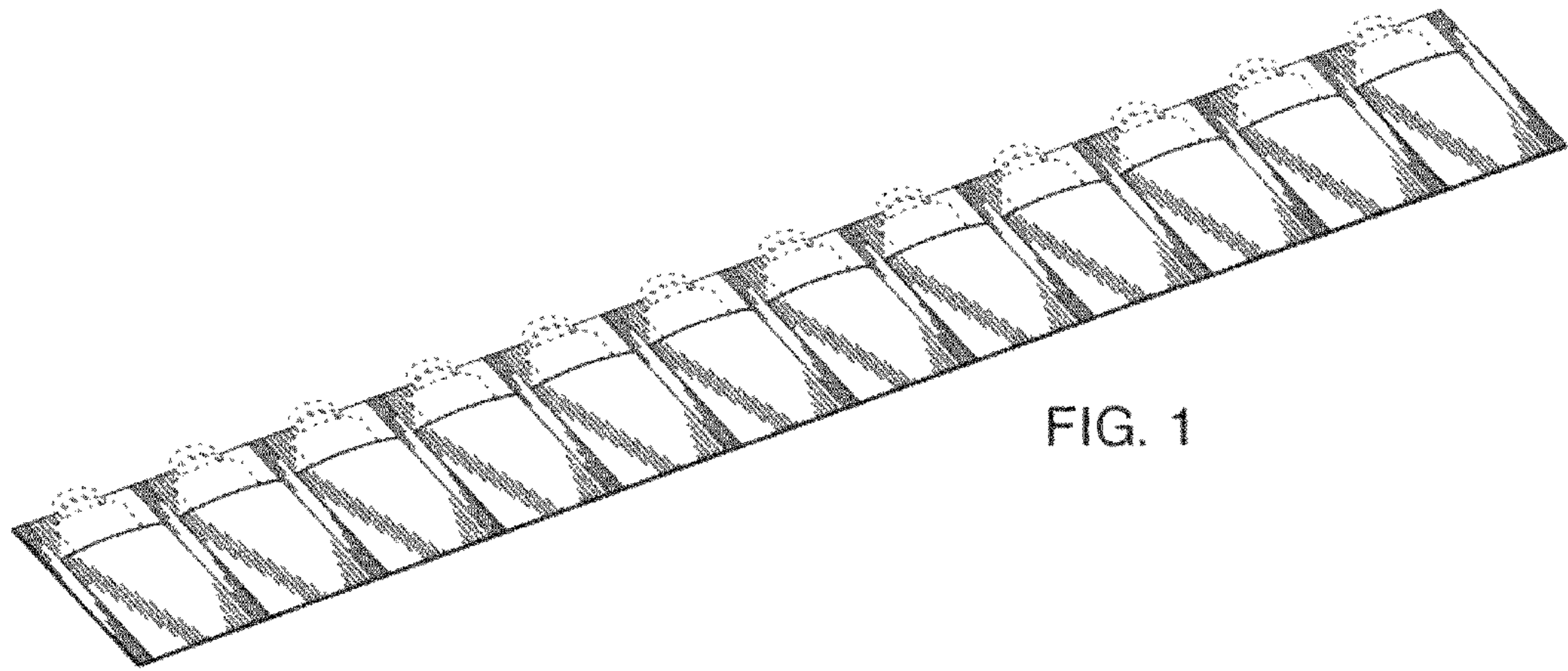


FIG. 1

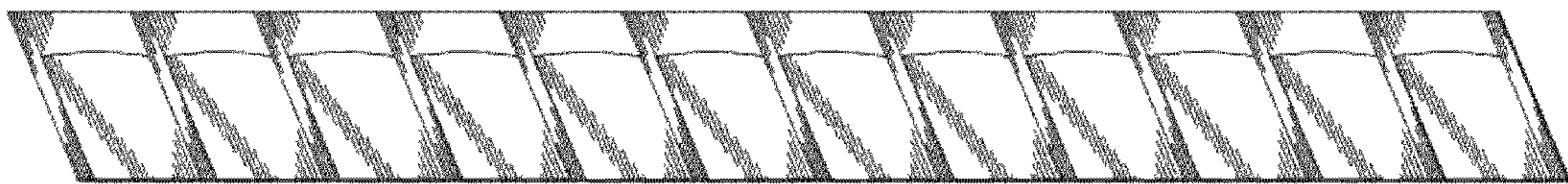


FIG. 2




FIG. 3

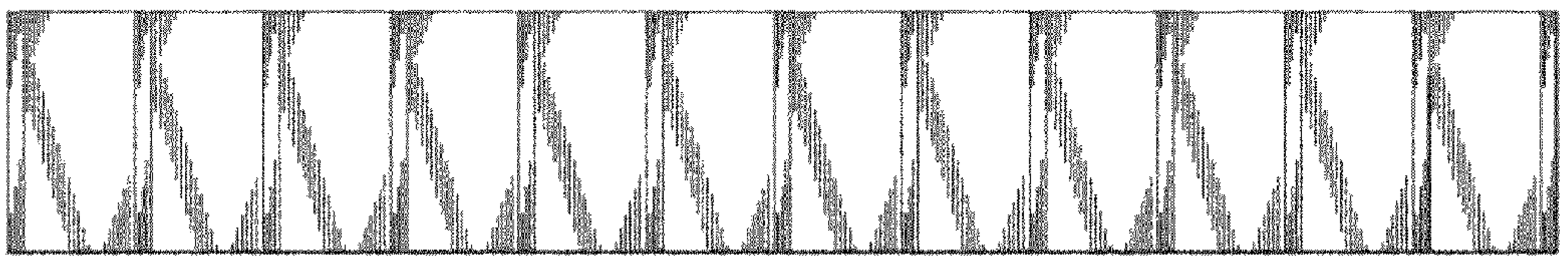


FIG. 4

FIG. 5




FIG. 6