



US00D658846S

(12) **United States Design Patent**
Greer et al.

(10) **Patent No.:** **US D658,846 S**

(45) **Date of Patent:** **** May 8, 2012**

(54) **CONFECTION**

(75) Inventors: **William Jason Greer**, Chattanooga, TN (US); **Paul Francis Regan**, Rockaway, NJ (US); **Puja Minotti**, Hackettstown, NJ (US)

(73) Assignee: **Mars, Incorporated**, McLean, VA (US)

(**) Term: **14 Years**

(21) Appl. No.: **29/390,050**

(22) Filed: **Apr. 19, 2011**

(51) **LOC (9) Cl.** **01-01**

(52) **U.S. Cl.** **D1/121**

(58) **Field of Classification Search** D1/100-199;
D25/138; 426/517, 115, 121, 129, 130, 144,
426/273, 274, 303, 414, 518, 104, 803; 428/20;
D21/386; D24/101, 104; D28/8.1
See application file for complete search history.

(56) **References Cited**

U.S. PATENT DOCUMENTS

D52,246 S *	7/1918	Stollwerck	D1/121
D90,687 S *	9/1933	Sherrill	D1/121
D91,644 S *	3/1934	Blackstone	D24/101
D357,339 S *	4/1995	Walsh	D1/125
D497,466 S *	10/2004	Van De Wal et al.	D1/127
D499,228 S *	12/2004	Malina et al.	D1/127

D508,302 S *	8/2005	Malina et al.	D1/127
D545,026 S *	6/2007	Martin et al.	D1/127
D556,426 S *	12/2007	Slessor et al.	D1/127
D565,827 S *	4/2008	Brooking et al.	D1/127
D591,927 S *	5/2009	Wilson et al.	D1/127
D627,127 S *	11/2010	Wilson et al.	D1/121

* cited by examiner

Primary Examiner — Barbara Fox

(74) *Attorney, Agent, or Firm* — Arent Fox LLP

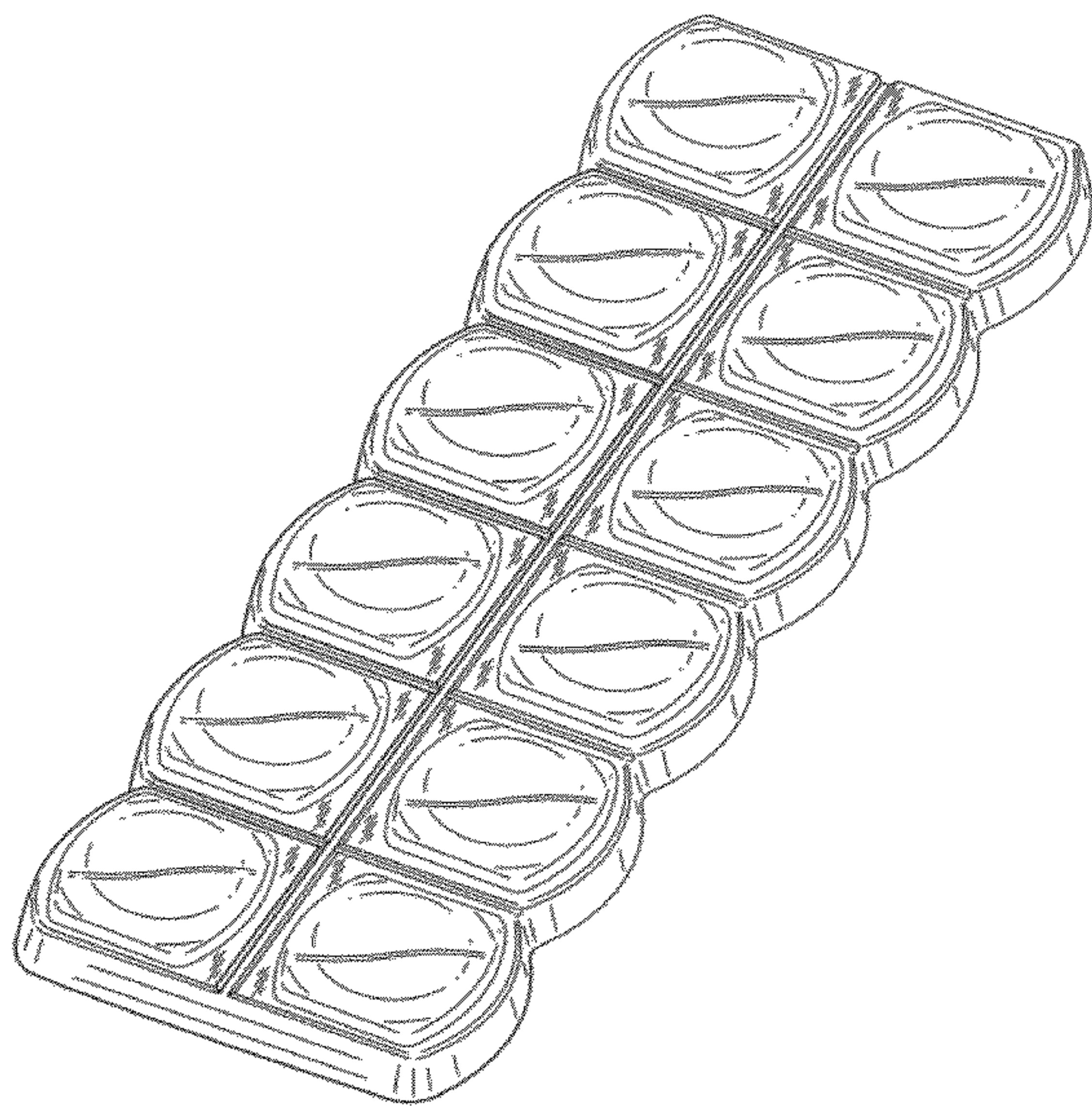
(57) **CLAIM**

The ornamental design for a confection, as shown and described.

DESCRIPTION

FIG. 1 is a top perspective view of a confection showing our new design, according to a first embodiment; FIG. 2 is a front view of the design shown in FIG. 1; FIG. 3 is a rear view of the design shown in FIG. 1; FIG. 4 is a right side view of the design shown in FIG. 1; FIG. 5 is a left side view of the design shown in FIG. 1; FIG. 6 is a top view of the design shown in FIG. 1; FIG. 7 is a bottom view of the design shown in FIG. 1; FIG. 8 is a top perspective view of a confection showing our new design, according to a second embodiment; and, FIG. 9 is a front view of the design shown in FIG. 8, the rear, right side, left side, top and bottom views being identical to FIGS. 3-7, respectively.

1 Claim, 7 Drawing Sheets



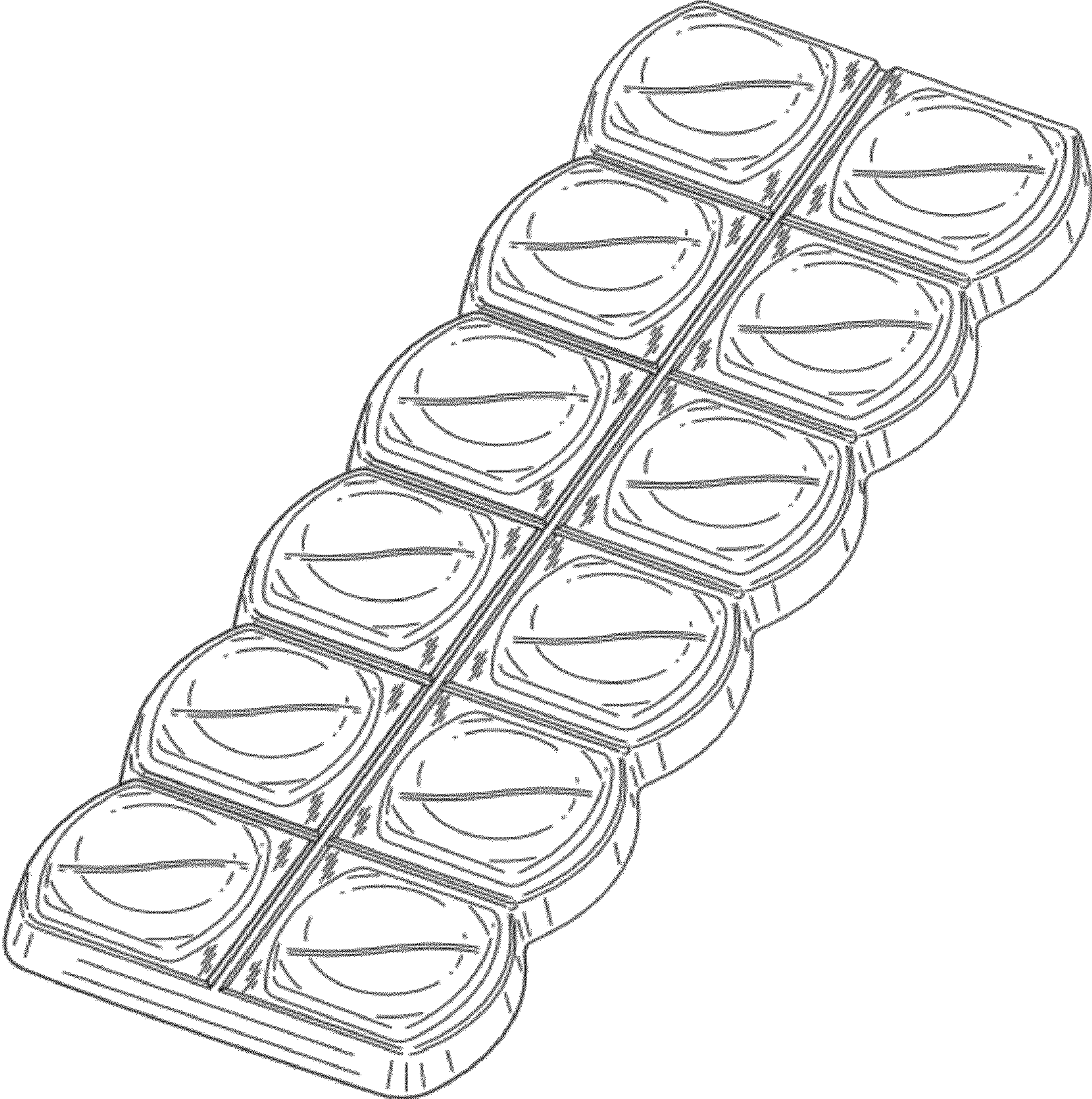


FIG.1

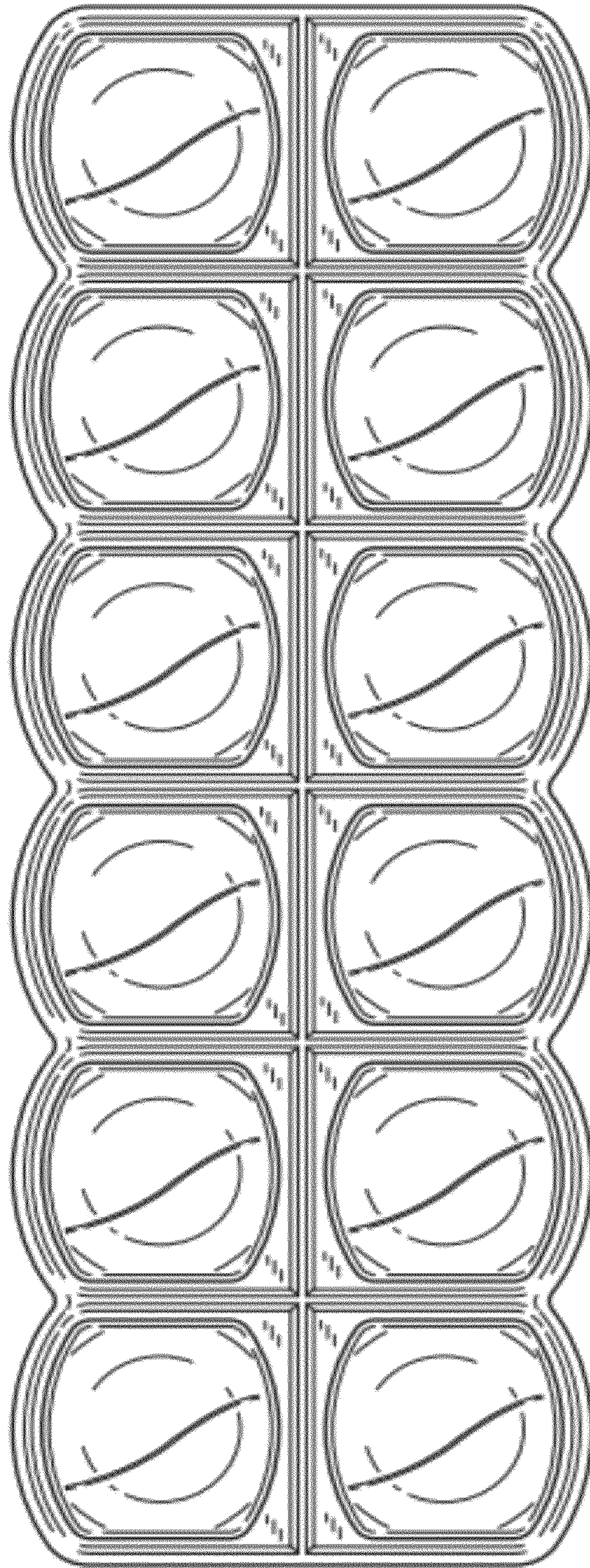


FIG.2

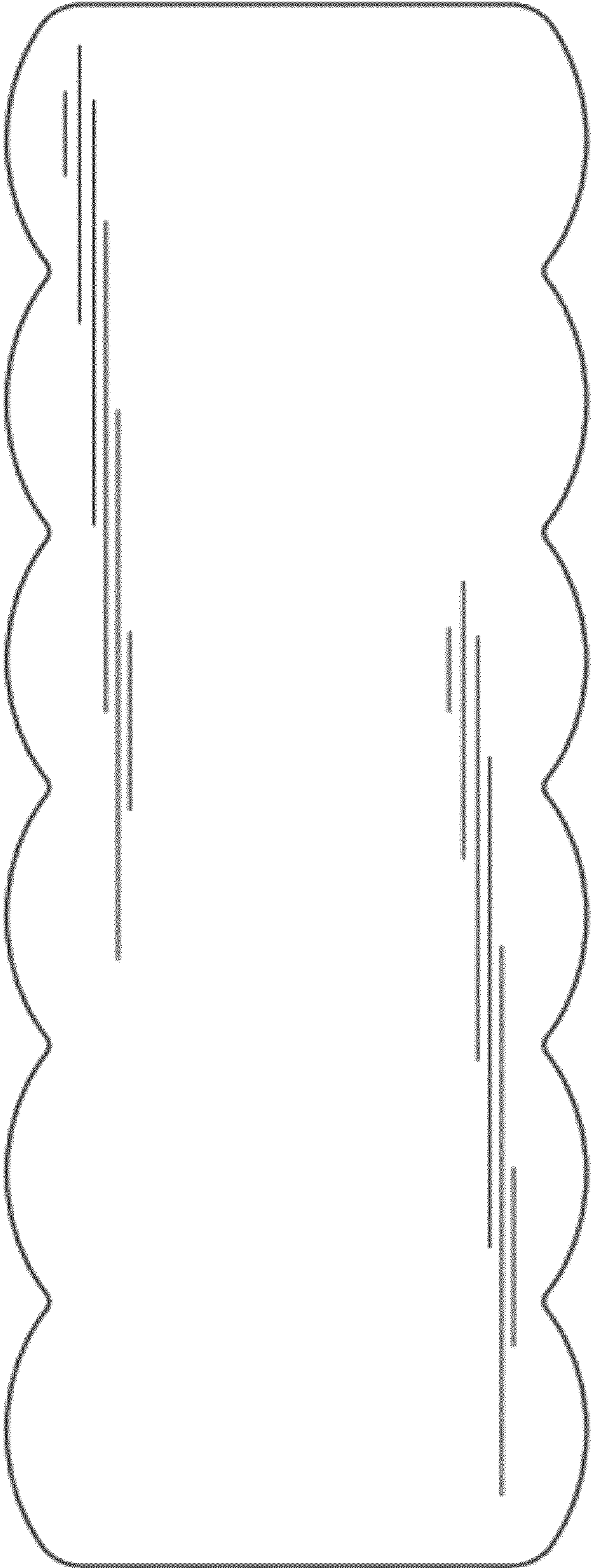


FIG.3

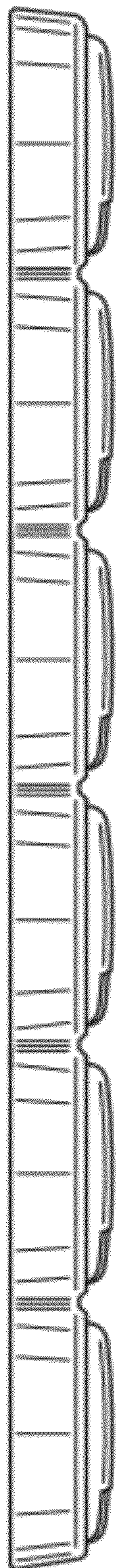


FIG. 4

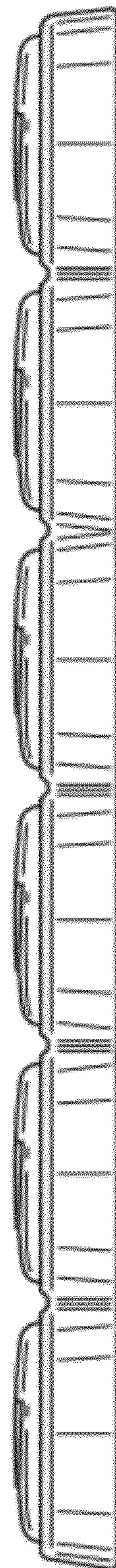


FIG. 5

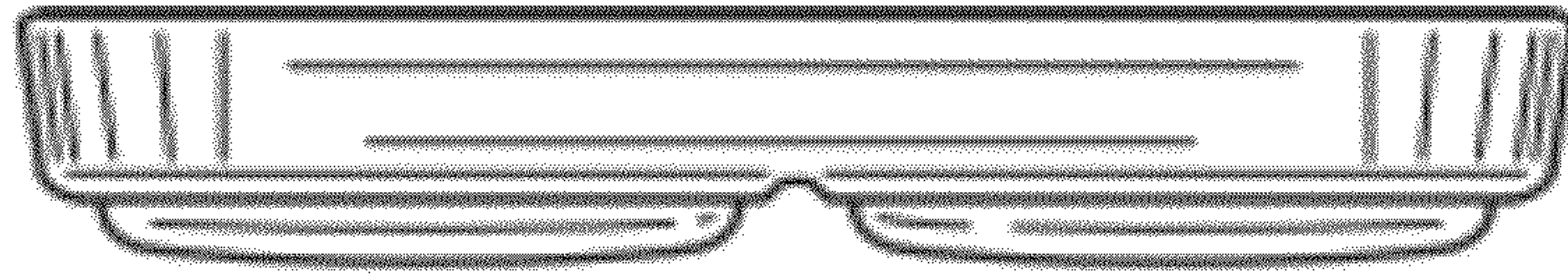


FIG. 6



FIG. 7



FIG. 8




FIG. 9