



US00D658827S

(12) **United States Design Patent**  
**Lipscomb et al.**

(10) **Patent No.:** **US D658,827 S**

(45) **Date of Patent:** **\*\* May 1, 2012**

(54) **SIFTING SCOOP**

(75) Inventors: **John M. Lipscomb**, Cedarburg, WI  
(US); **Qing He**, North Andover, MA  
(US)

(73) Assignee: **Pioneer Pet Products, LLC**, Cedarburg,  
WI (US)

(\*\*) Term: **14 Years**

(21) Appl. No.: **29/401,178**

(22) Filed: **Sep. 8, 2011**

6,022,058 A	2/2000	O'Rourke	
D437,192 S *	2/2001	Verherbrugghen et al.	... D7/691
6,578,807 B1	6/2003	Lipscomb et al.	
D485,025 S	1/2004	Edwards et al.	
D490,943 S *	6/2004	Logan	..... D30/162
D507,851 S	7/2005	Tsengas et al.	
6,976,661 B2	12/2005	Lipscomb et al.	
D552,916 S *	10/2007	Bodum	..... D7/318
D562,160 S *	2/2008	Cohen	..... D10/46.2
7,523,973 B2	4/2009	Lin et al.	
7,686,360 B2 *	3/2010	Platt	..... 294/1.3
D619,427 S *	7/2010	Poteet	..... D7/667
2005/0029297 A1 *	2/2005	Hughes	..... 222/158
2005/0076846 A1	4/2005	Tsengas et al.	
2006/0156991 A1	7/2006	Burns	
2007/0267333 A1	11/2007	Delman	

\* cited by examiner

**Related U.S. Application Data**

(63) Continuation of application No. 29/399,821, filed on  
Aug. 18, 2011, which is a continuation of application  
No. 13/068,843, filed on Mar. 29, 2010.

(51) **LOC (9) Cl.** ..... **30-99**

(52) **U.S. Cl.** ..... **D30/162; D7/692; D7/667**

(58) **Field of Classification Search** ..... D30/162;  
D7/691, 692, 667; 294/1.3, 1.4, 1.5, 176,  
294/179, 180; 210/464, 470-478, 497.1,  
210/498; D32/74; 15/257.1, 257.5  
See application file for complete search history.

(56) **References Cited**

**U.S. PATENT DOCUMENTS**

D255,951 S *	7/1980	Halls et al.	..... D30/162
D332,675 S	1/1993	Simon	
D337,244 S *	7/1993	Kilham	..... D7/691
D347,497 S	5/1994	VanSkiver	
5,536,055 A	7/1996	Kohn	
5,580,111 A *	12/1996	Bohn	..... 294/1.3
D387,514 S *	12/1997	Savicki	..... D30/162
5,921,596 A	7/1999	Sheriff et al.	

*Primary Examiner* — Terry Wallace

(74) *Attorney, Agent, or Firm* — Boyle Fredrickson, S.C.

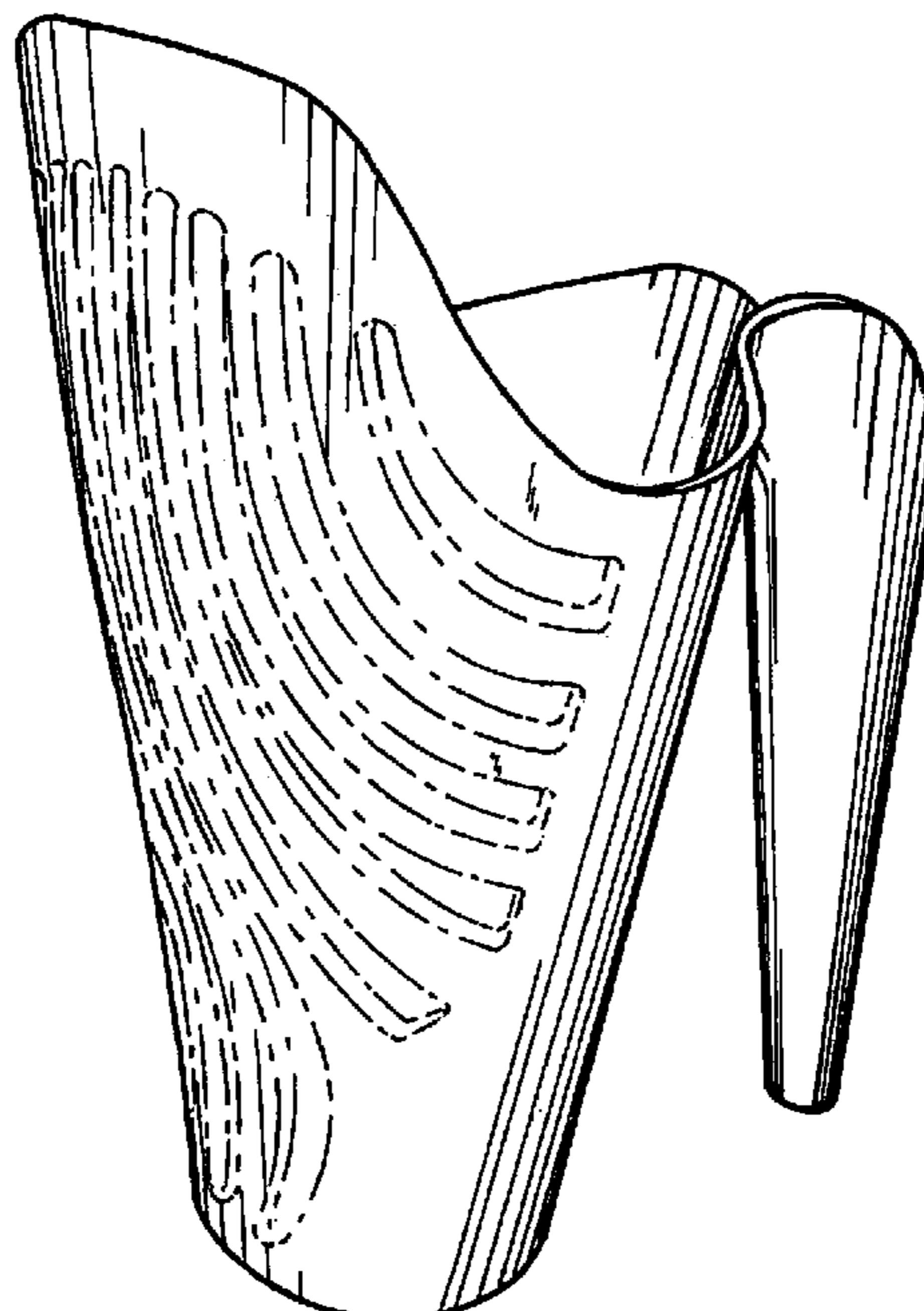
(57) **CLAIM**

The ornamental design for a sifting scoop, as shown and  
described.

**DESCRIPTION**

FIG. 1 is a perspective view of a sifting scoop incorporating  
our new design, viewed from in front of, above, and from the  
right side thereof;  
FIG. 2 is a front elevation view thereof;  
FIG. 3 is a right side elevation view thereof;  
FIG. 4 is a rear elevation view thereof;  
FIG. 5 is a left side elevation view thereof;  
FIG. 6 is a top plan view thereof; and,  
FIG. 7 is a bottom plan view thereof.  
The dashed lines in FIGS. 1-7 are for illustrative purposes  
only and form no part of the claimed design.

**1 Claim, 4 Drawing Sheets**



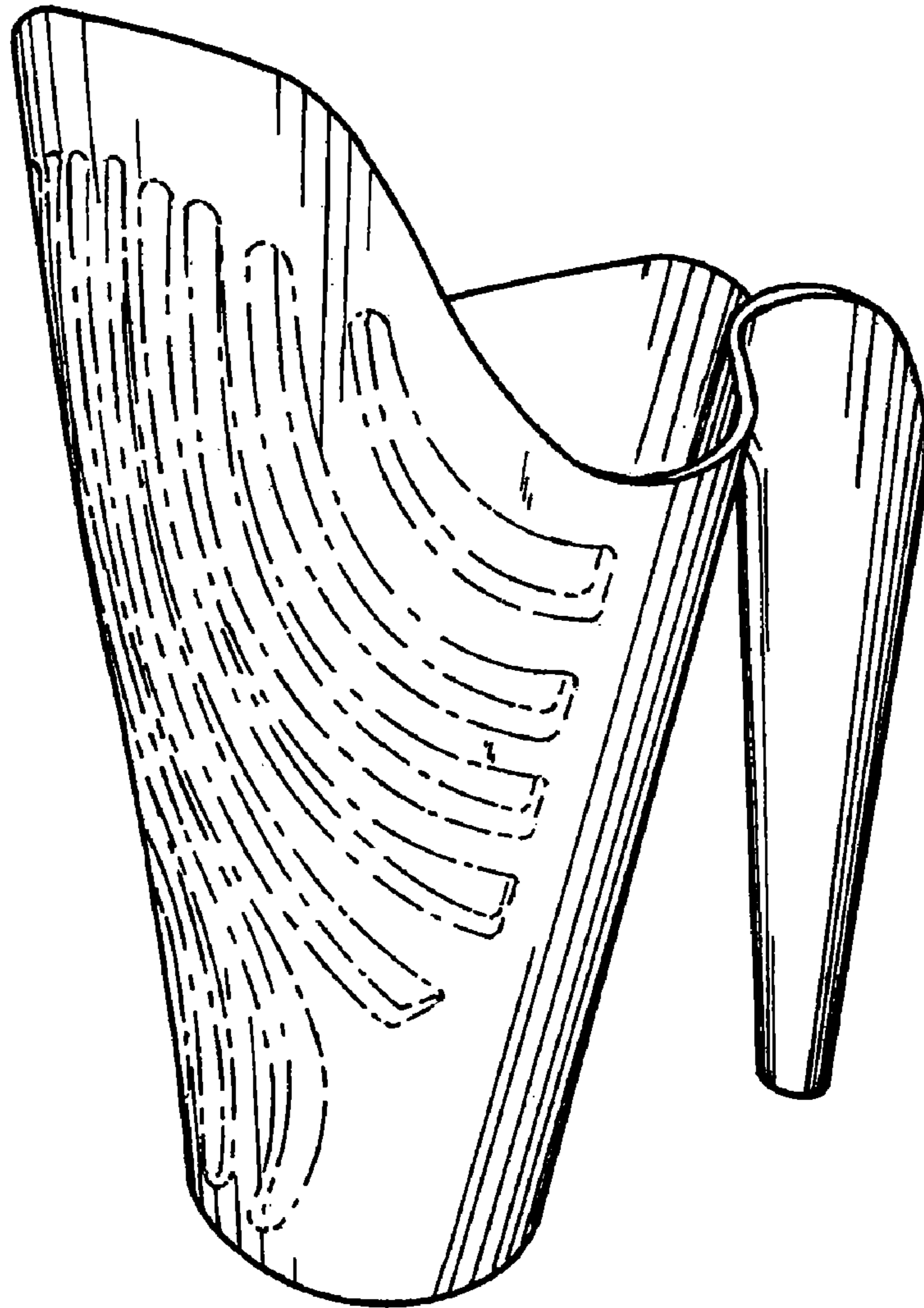


FIG. 1

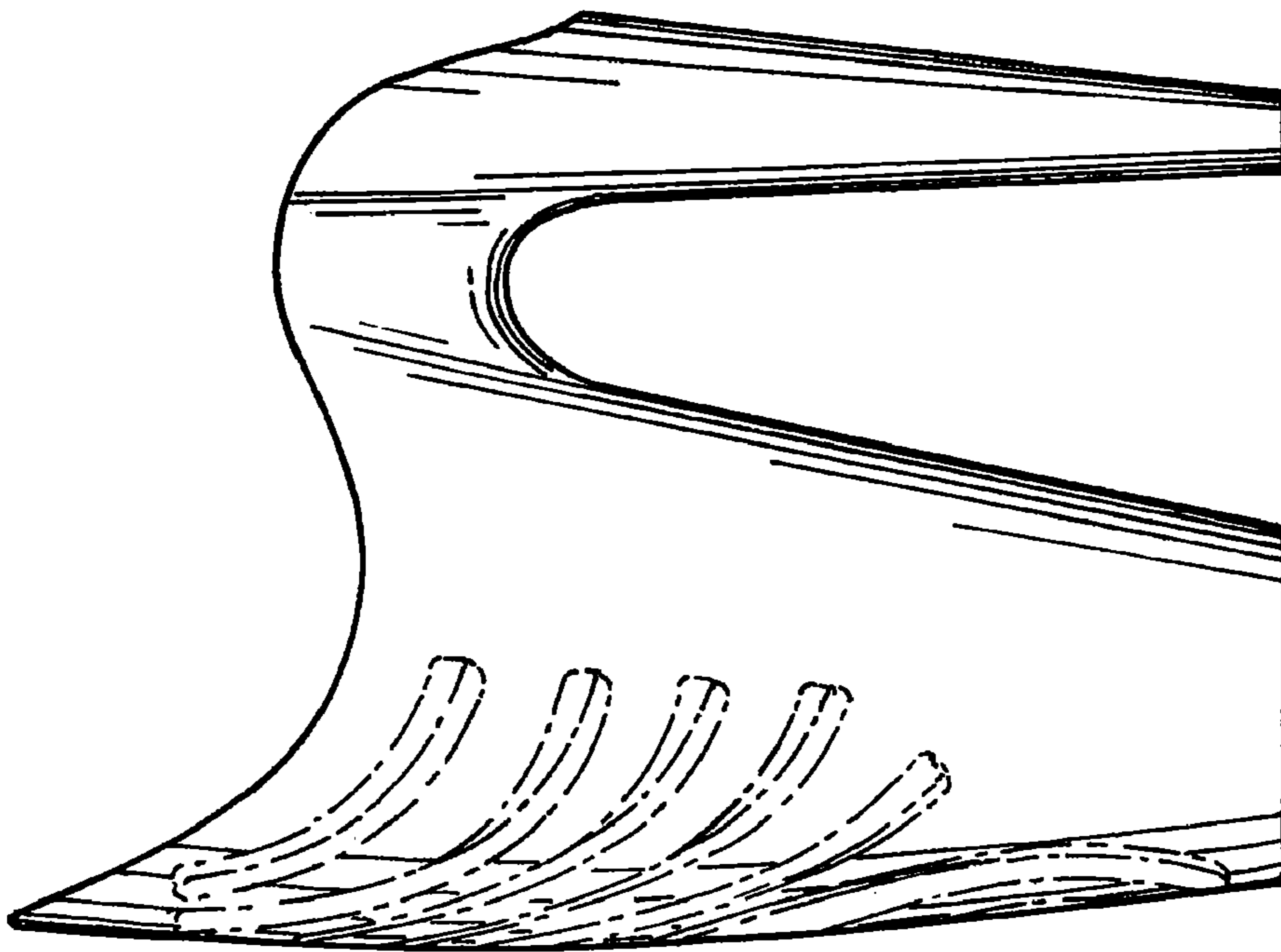


FIG. 3

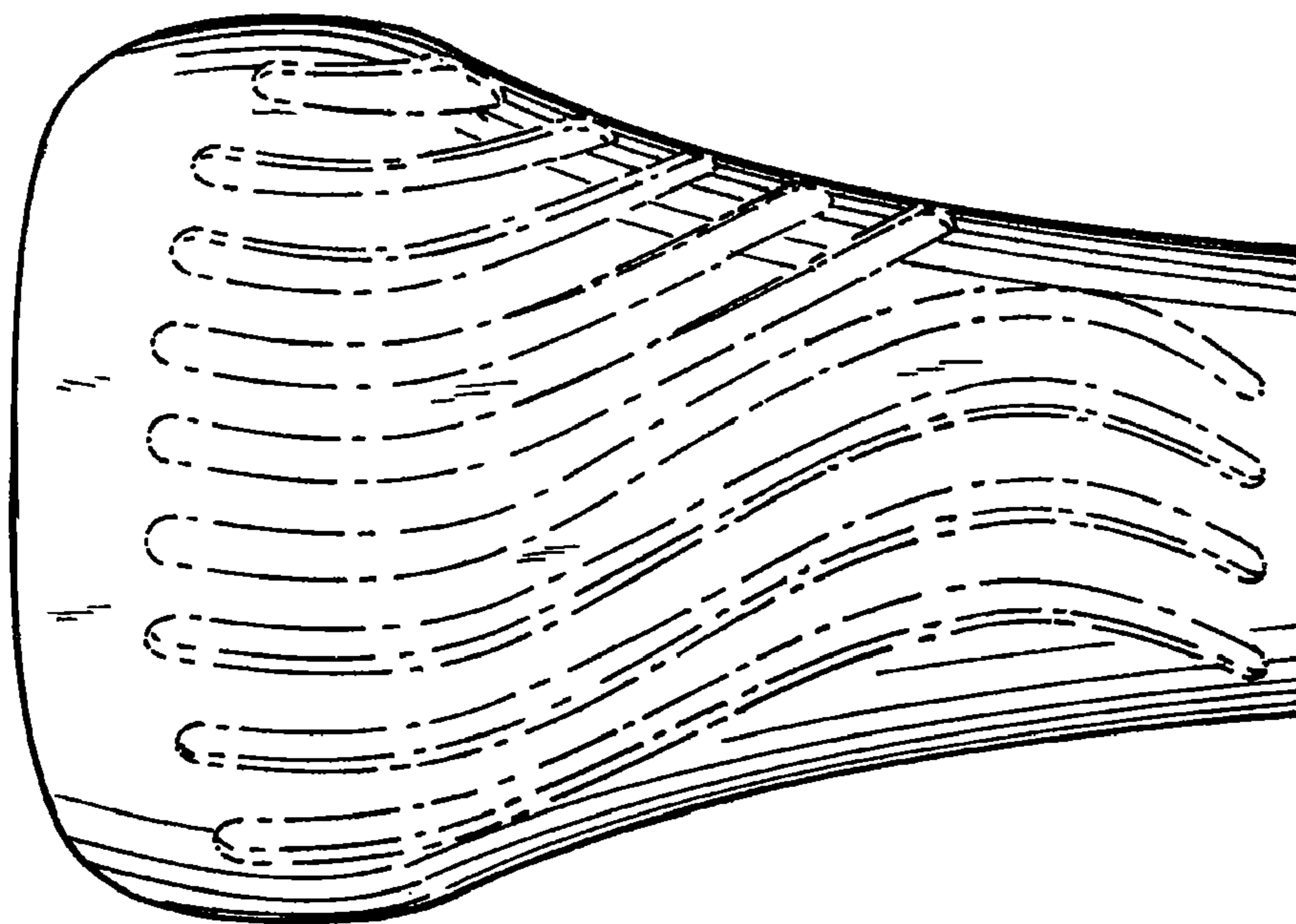


FIG. 2

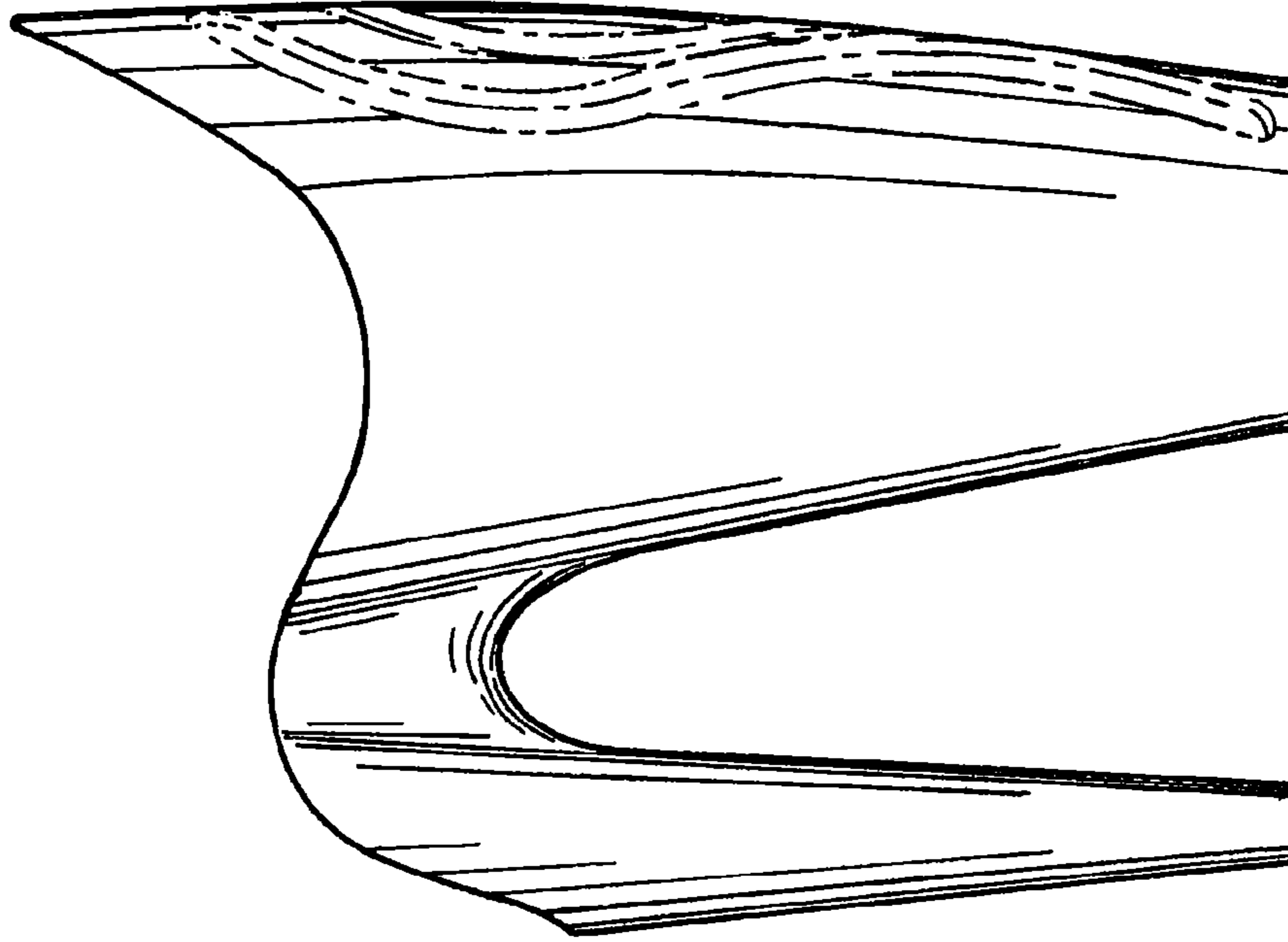


FIG. 5

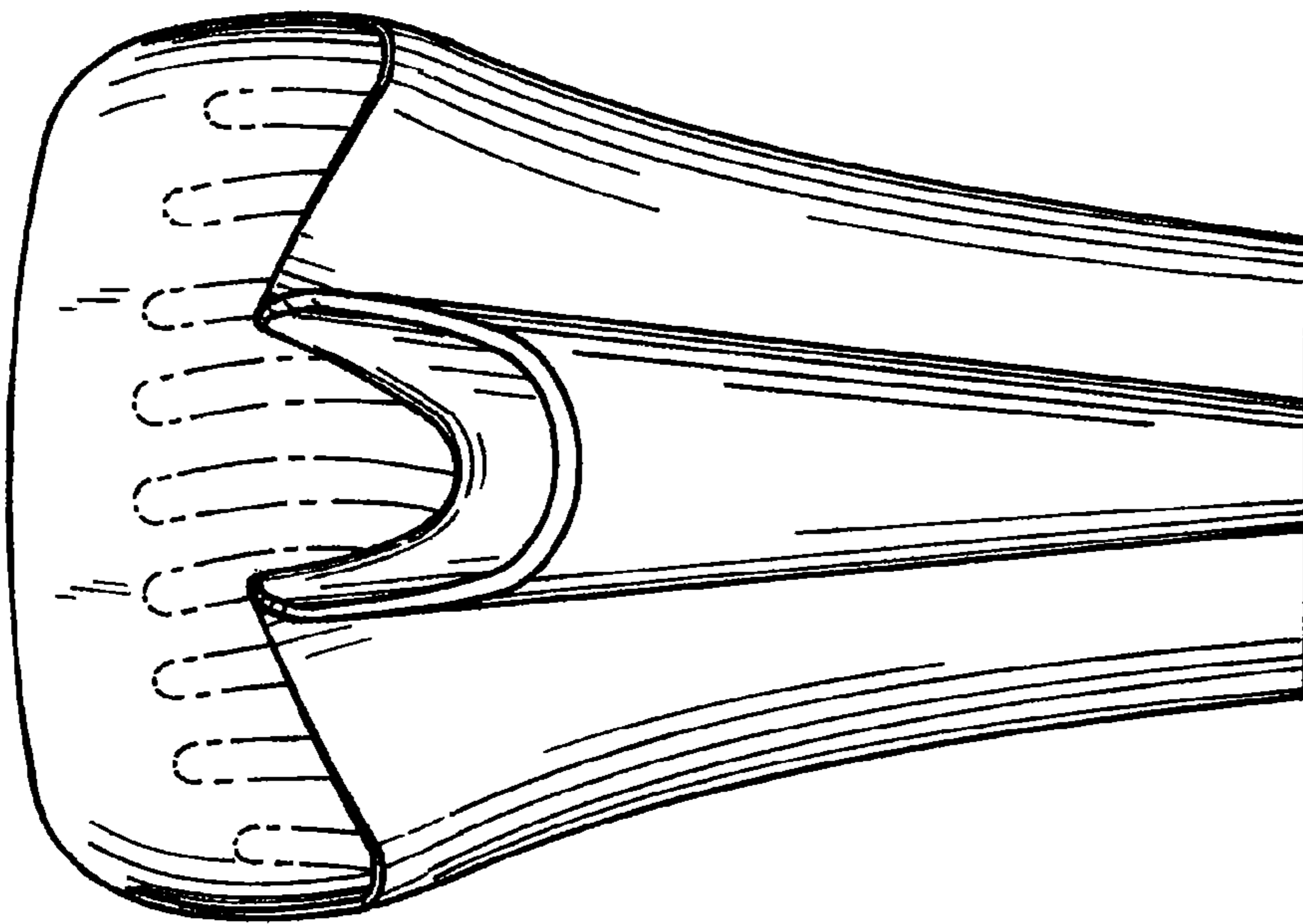


FIG. 4

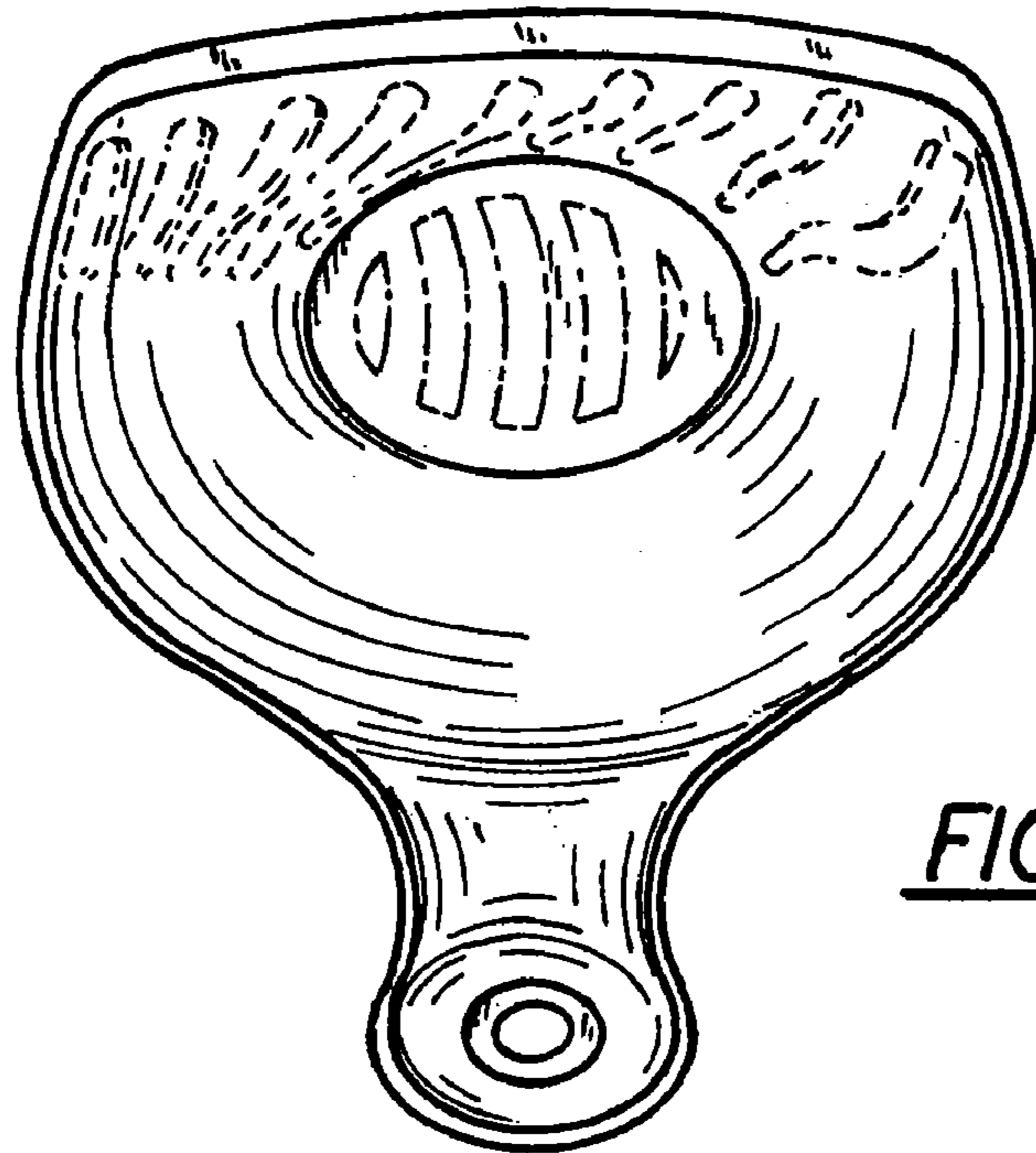


FIG. 6



FIG. 7