



US00D658821S

(12) **United States Design Patent**  
**Viola**

(10) **Patent No.:** **US D658,821 S**

(45) **Date of Patent:** **\*\* May 1, 2012**

(54) **PET TOY**

(76) **Inventor:** **Charles A. Viola**, Fairfield, IA (US)

(\*\*) **Term:** **14 Years**

(21) **Appl. No.:** **29/373,158**

(22) **Filed:** **Mar. 10, 2011**

(51) **LOC (9) Cl.** ..... **30-99**

(52) **U.S. Cl.** ..... **D30/160**

(58) **Field of Classification Search** ..... D30/158,  
D30/160; 119/702, 705-710; D1/106, 199  
See application file for complete search history.

(56) **References Cited**

**U.S. PATENT DOCUMENTS**

5,339,771	A *	8/1994	Axelrod	.....	119/710
D358,007	S *	5/1995	Axelrod	.....	D30/160
D438,269	S *	2/2001	Brandon	.....	D21/707
6,202,598	B1 *	3/2001	Willinger	.....	119/709
D476,808	S *	7/2003	Carr	.....	D3/271.2
D496,518	S *	9/2004	Tepper et al.	.....	D1/106
D523,190	S *	6/2006	Oblack	.....	D30/160
D540,181	S *	4/2007	Edwards	.....	D30/160

D599,963	S *	9/2009	Crane et al.	.....	D30/160
D621,103	S *	8/2010	Kim	.....	D30/160
D631,636	S *	2/2011	Hague	.....	D1/106
2004/0146586	A1 *	7/2004	Kaul et al.	.....	424/681
2007/0044730	A1 *	3/2007	Axelrod et al.	.....	119/709
2009/0078214	A1 *	3/2009	Mann	.....	119/709

\* cited by examiner

*Primary Examiner* — Cathy A MacCormac

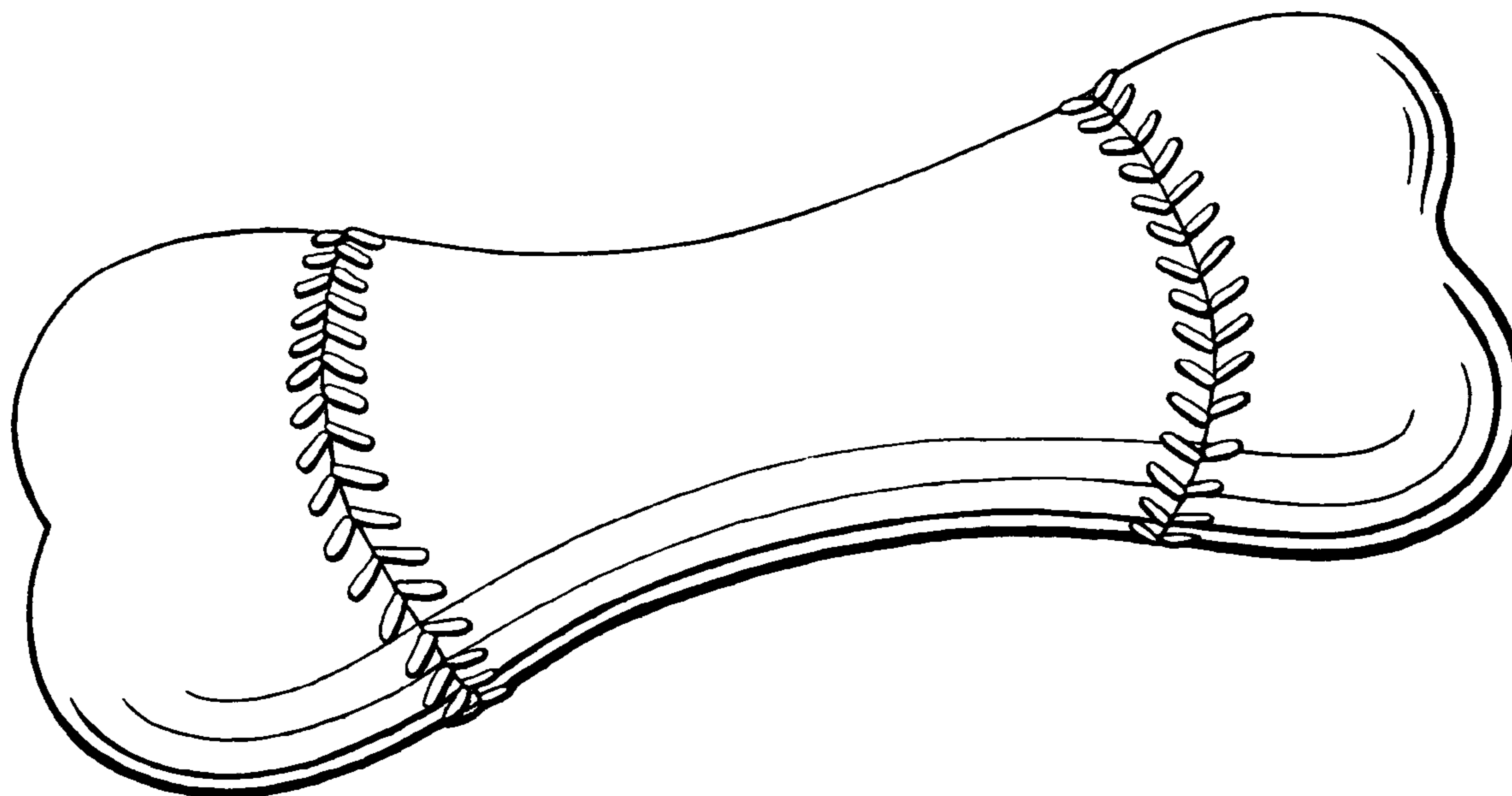
(57) **CLAIM**

I claim the ornamental design for the pet toy, as shown and described.

**DESCRIPTION**

FIG. 1 is a perspective view of the invention, showing my new design;  
FIG. 2 is a top plan view thereof;  
FIG. 3 is a bottom plan view thereof;  
FIG. 4 is a side elevational view thereof; the opposite side being identical; and,  
FIG. 5 is an end view thereof; the opposite end view being identical.

**1 Claim, 2 Drawing Sheets**



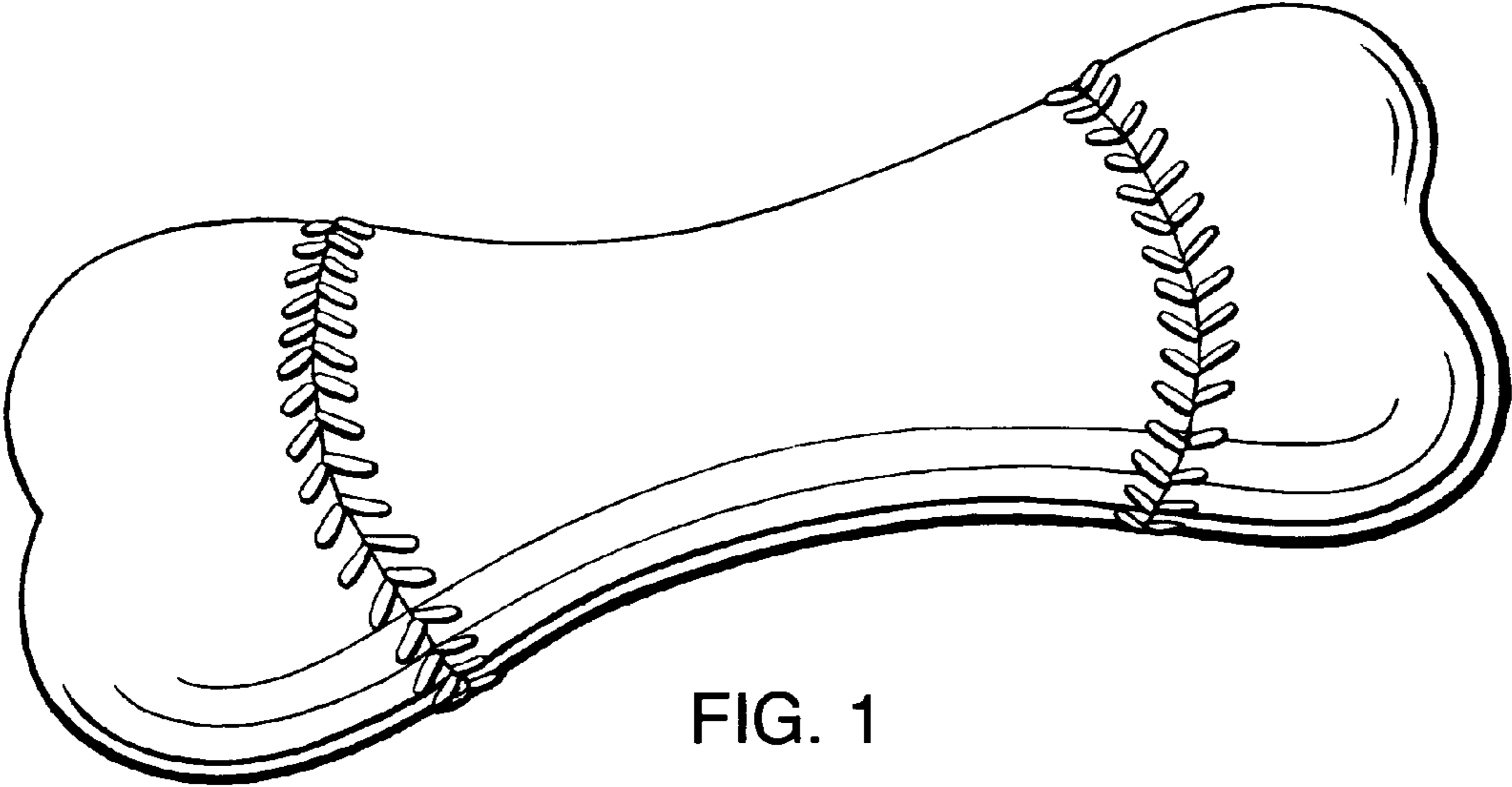


FIG. 1

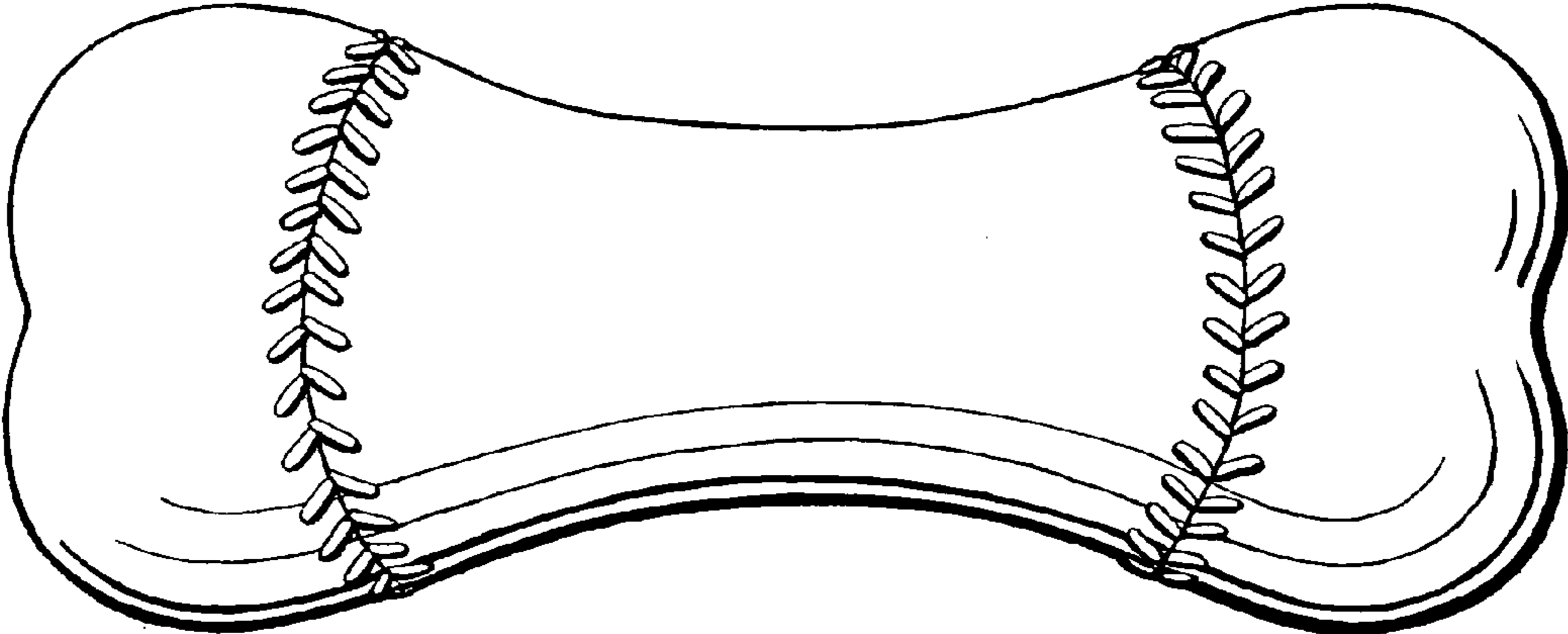


FIG. 2

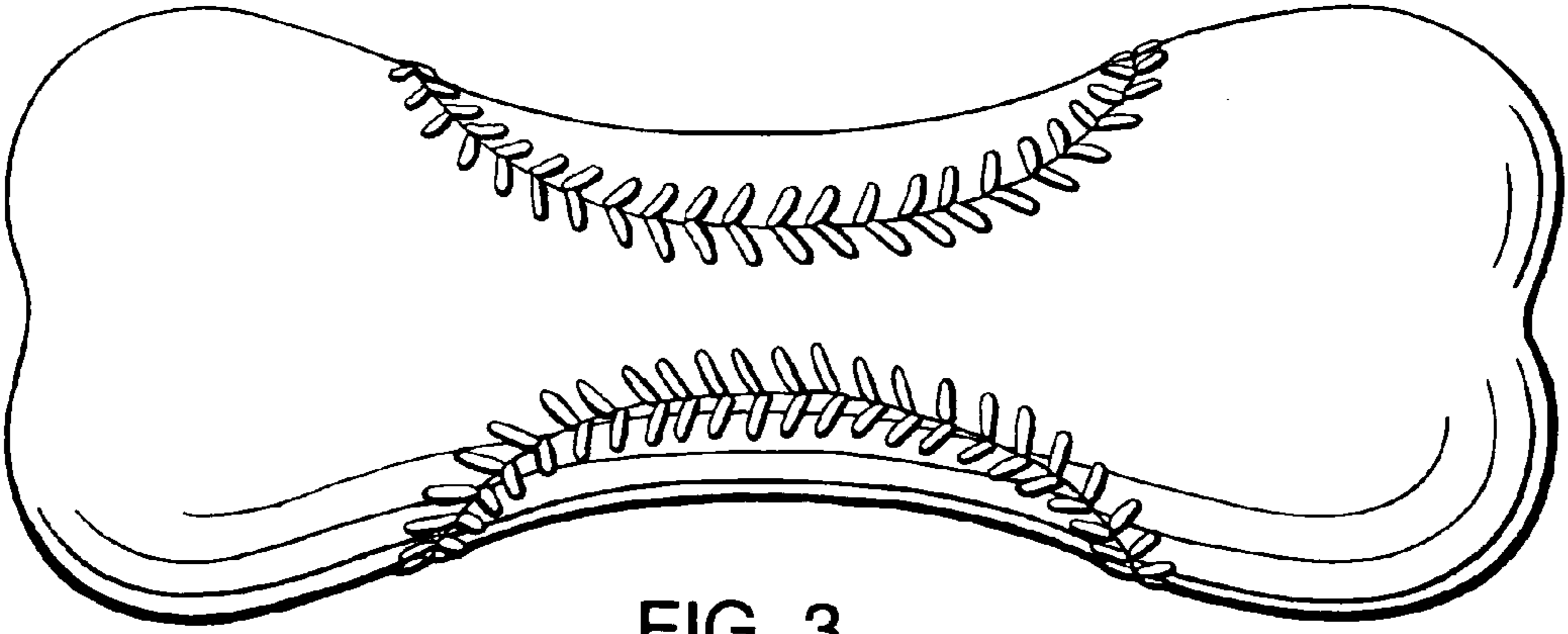


FIG. 3

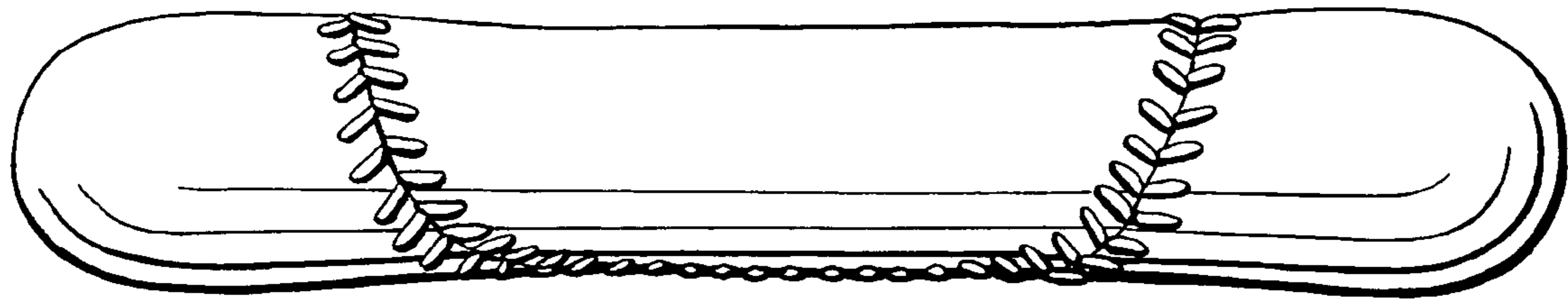


FIG. 4

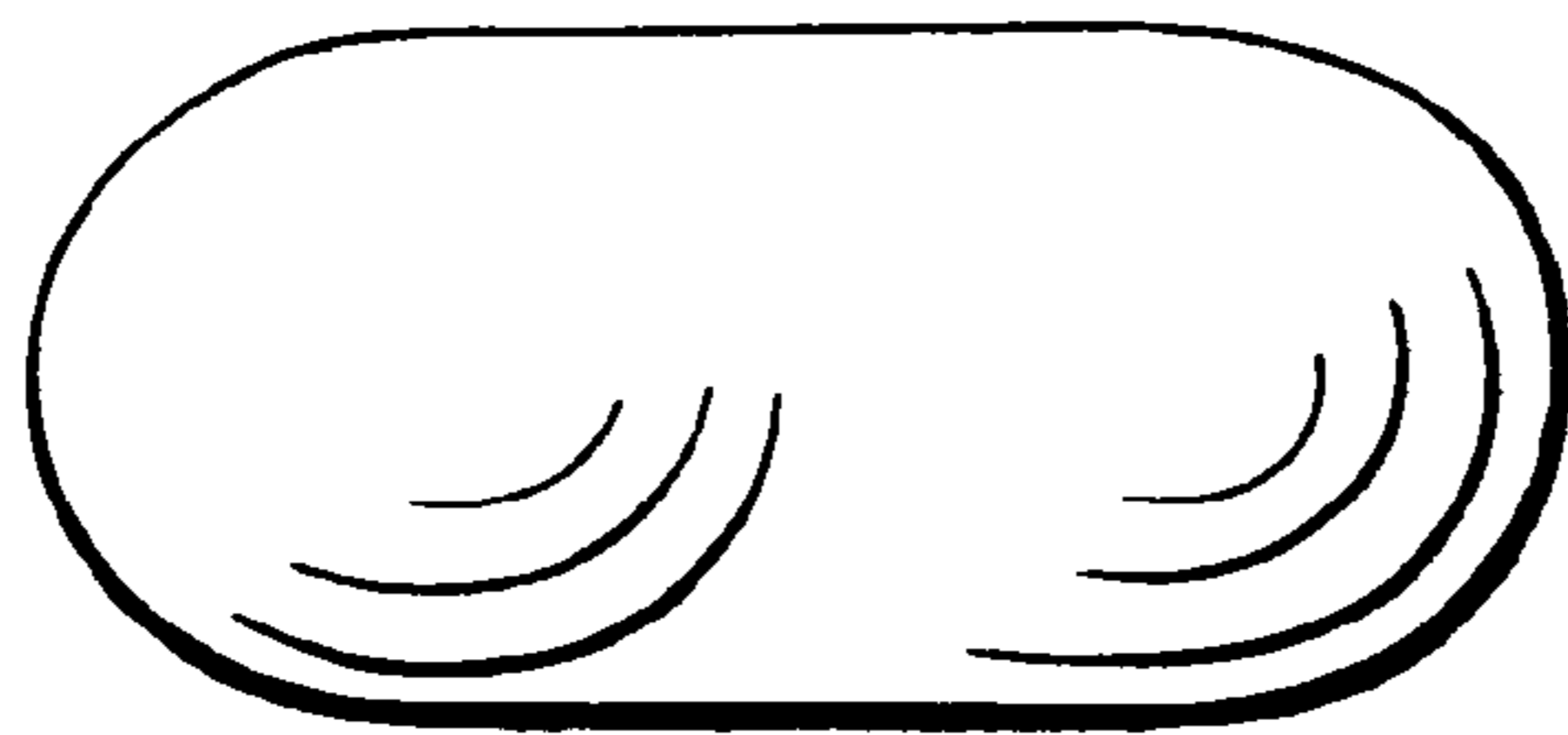


FIG. 5