



US00D658772S

(12) **United States Design Patent**
Roehrig

(10) **Patent No.:** **US D658,772 S**
(45) **Date of Patent:** **** May 1, 2012**

- (54) **PACIFIER**
- (75) Inventor: **Peter Roehrig**, Vienna (AT)
- (73) Assignee: **MAM Babyartikel Gesellschaft m.b.H.**, Vienna (AT)
- (**) Term: **14 Years**
- (21) Appl. No.: **29/374,655**
- (22) Filed: **Sep. 14, 2011**

3,610,248 A	10/1971	Davidson	
4,545,378 A	10/1985	Chrones	
D346,865 S	5/1994	Gregory	
5,342,398 A	8/1994	Sun	
D362,073 S	9/1995	Hsieh	
D417,003 S	11/1999	Lin	
6,203,566 B1	3/2001	Alanen et al.	
D439,983 S *	4/2001	Dealing	D24/194
D444,239 S	6/2001	Kobayashi et al.	
D463,567 S	9/2002	Morano	
D486,579 S *	2/2004	Dunn	D24/196
7,500,984 B2 *	3/2009	Fuisz et al.	606/236
D599,028 S	8/2009	Schofield	
D635,683 S *	4/2011	Shaikh et al.	D24/196
D635,684 S *	4/2011	Shaikh et al.	D24/197
D637,300 S	5/2011	Yamashita et al.	

Related U.S. Application Data

- (62) Division of application No. 29/372,432, filed on Nov. 17, 2010, now Pat. No. Des. 655,818.

* cited by examiner

Primary Examiner — Susan E. Krakower

(30) **Foreign Application Priority Data**

May 17, 2010	(EM)	1708355-0001
May 17, 2010	(EM)	1708355-0002
May 17, 2010	(EM)	1708355-0003

(74) *Attorney, Agent, or Firm* — Abelman, Frayne & Schwab

- (51) **LOC (9) Cl.** **24-04**
- (52) **U.S. Cl.** **D24/194**
- (58) **Field of Classification Search** D24/193–197, D24/199; 606/234–236; 215/11.1–11.6
See application file for complete search history.

(57) **CLAIM**
The ornamental design for a pacifier, as shown and described.

(56) **References Cited**

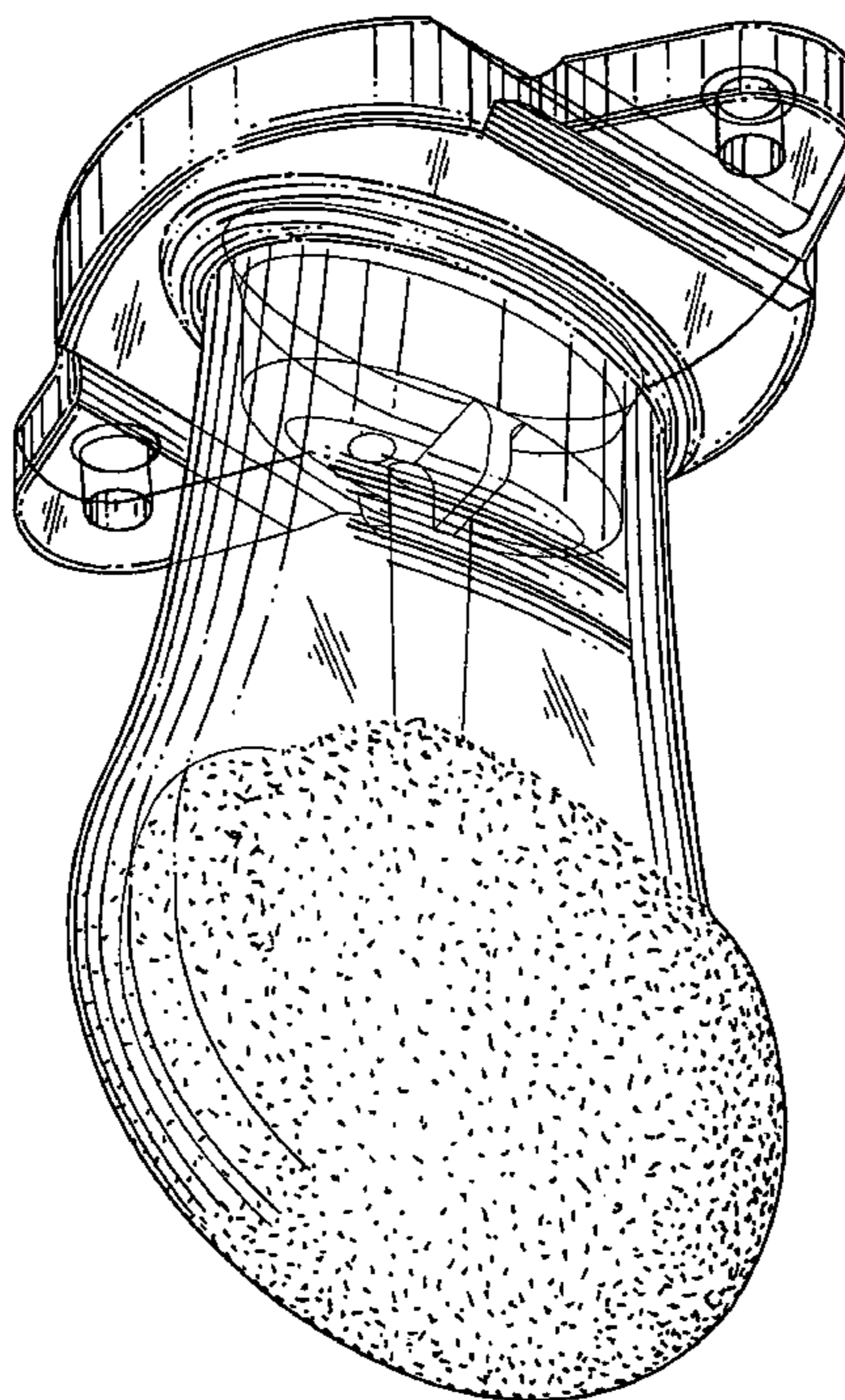
U.S. PATENT DOCUMENTS

2,612,165 A *	9/1952	Szuderski	606/236
2,954,030 A	9/1960	Jozwiak	
3,082,770 A	3/1963	Straub	

DESCRIPTION

FIG. 1 is a front and left side perspective view from below, of the pacifier constructed according to my new design; FIG. 2 is a front elevational view thereof, the rear elevational view being a mirror image thereof; FIG. 3 is a right side elevational view thereof, the left side elevational view being a mirror image thereof; FIG. 4 is a top plan view thereof; and, FIG. 5 is a bottom plan view thereof.

1 Claim, 5 Drawing Sheets



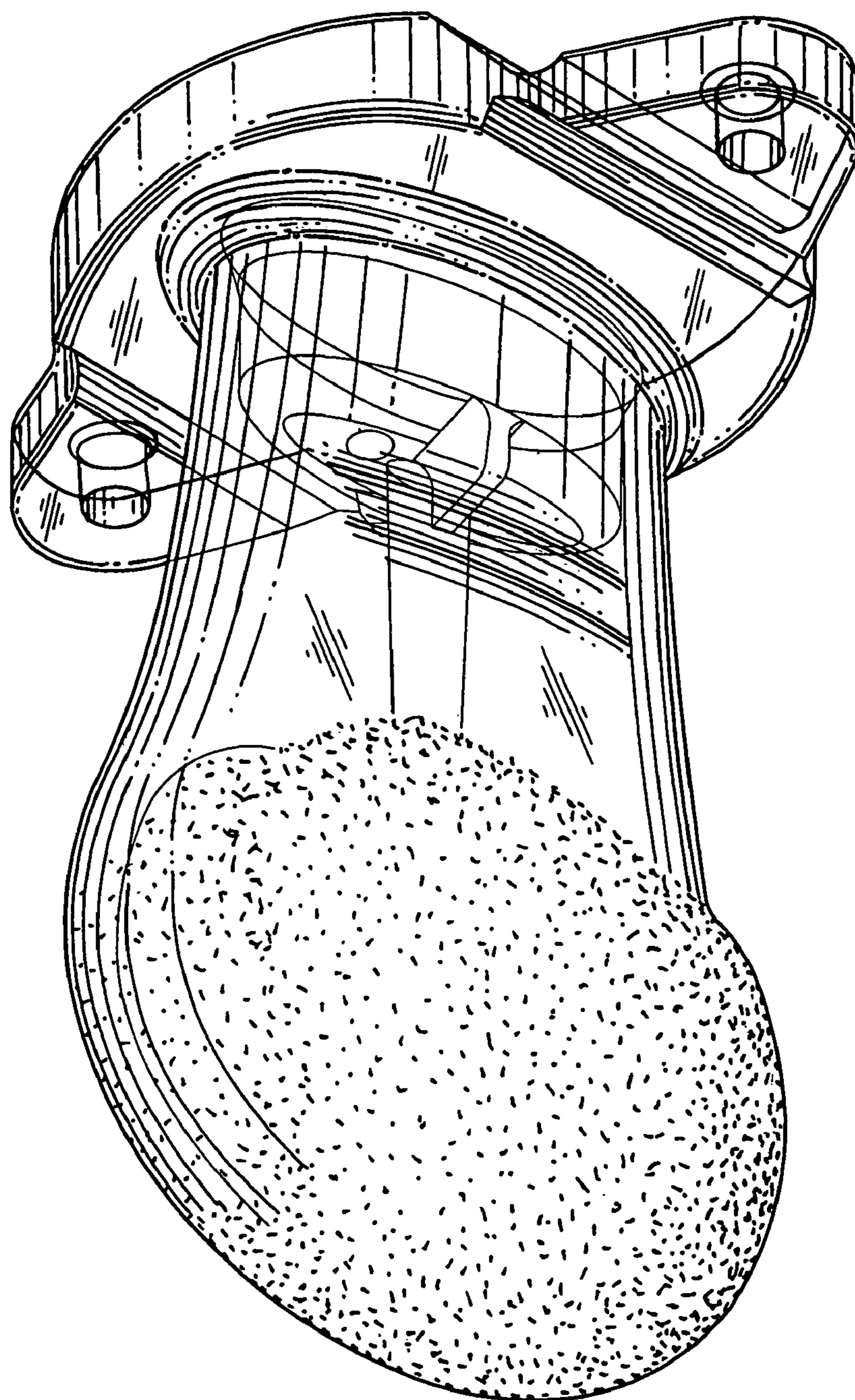


FIG. 1

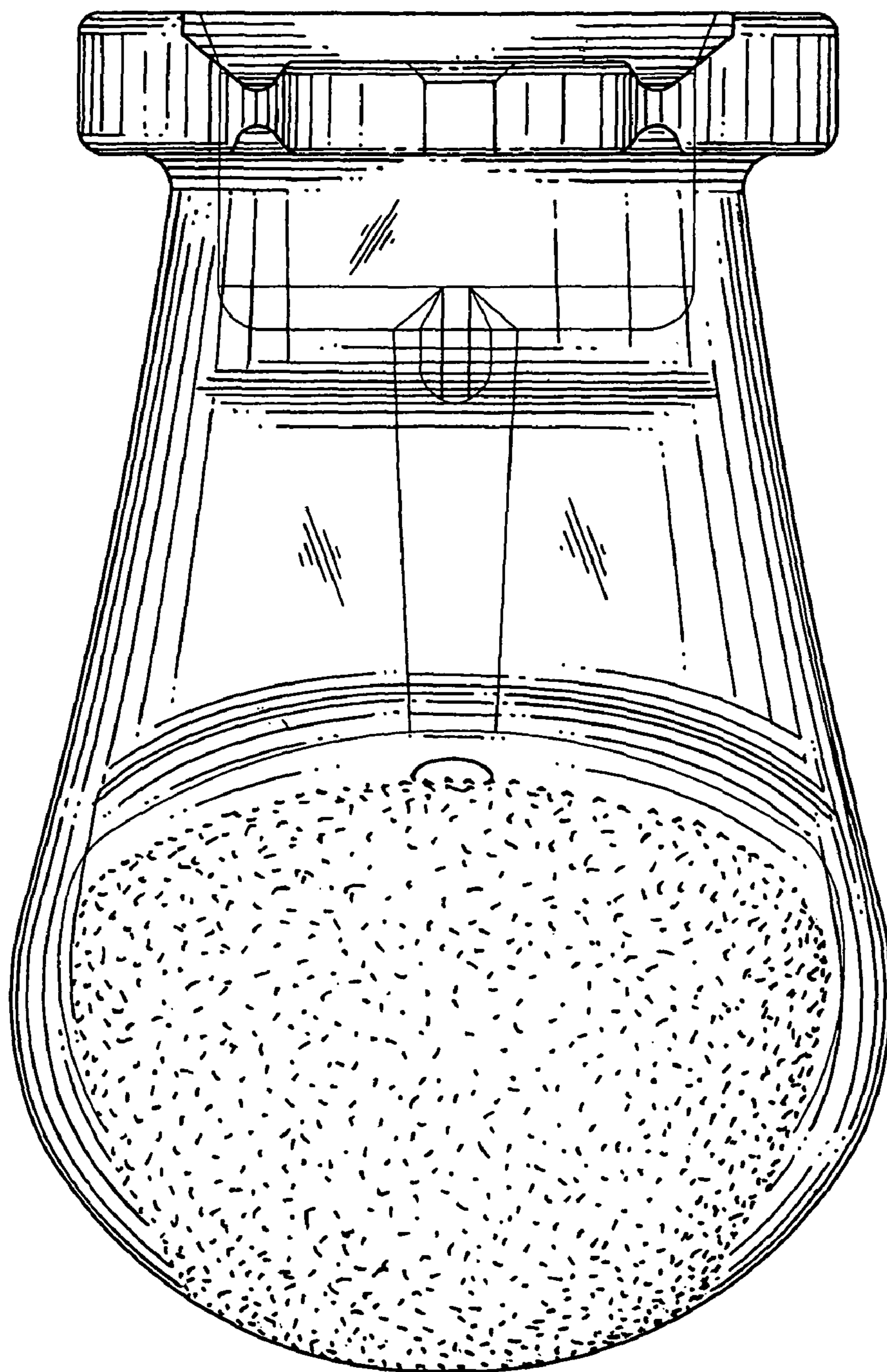


FIG. 2

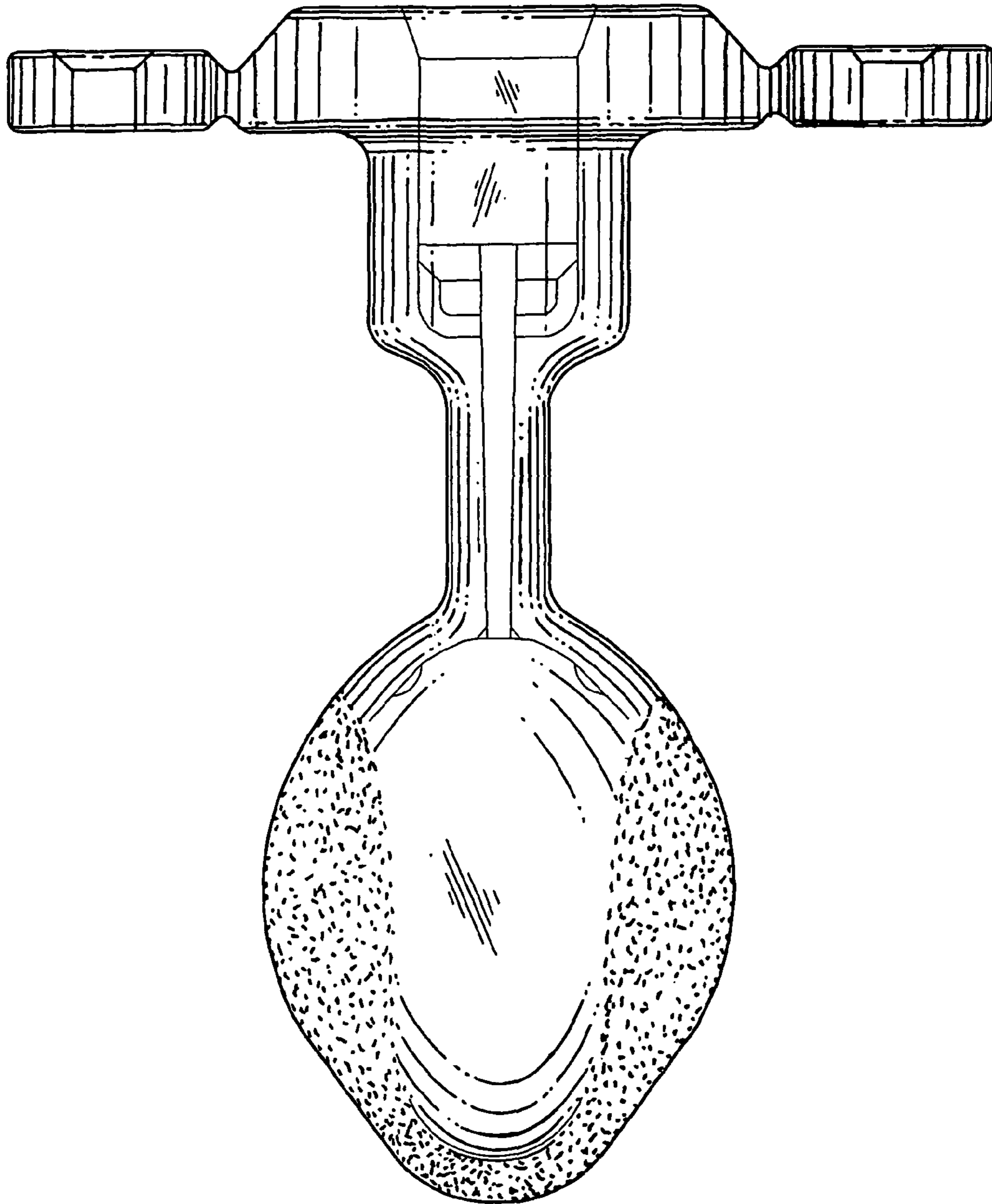


FIG. 3

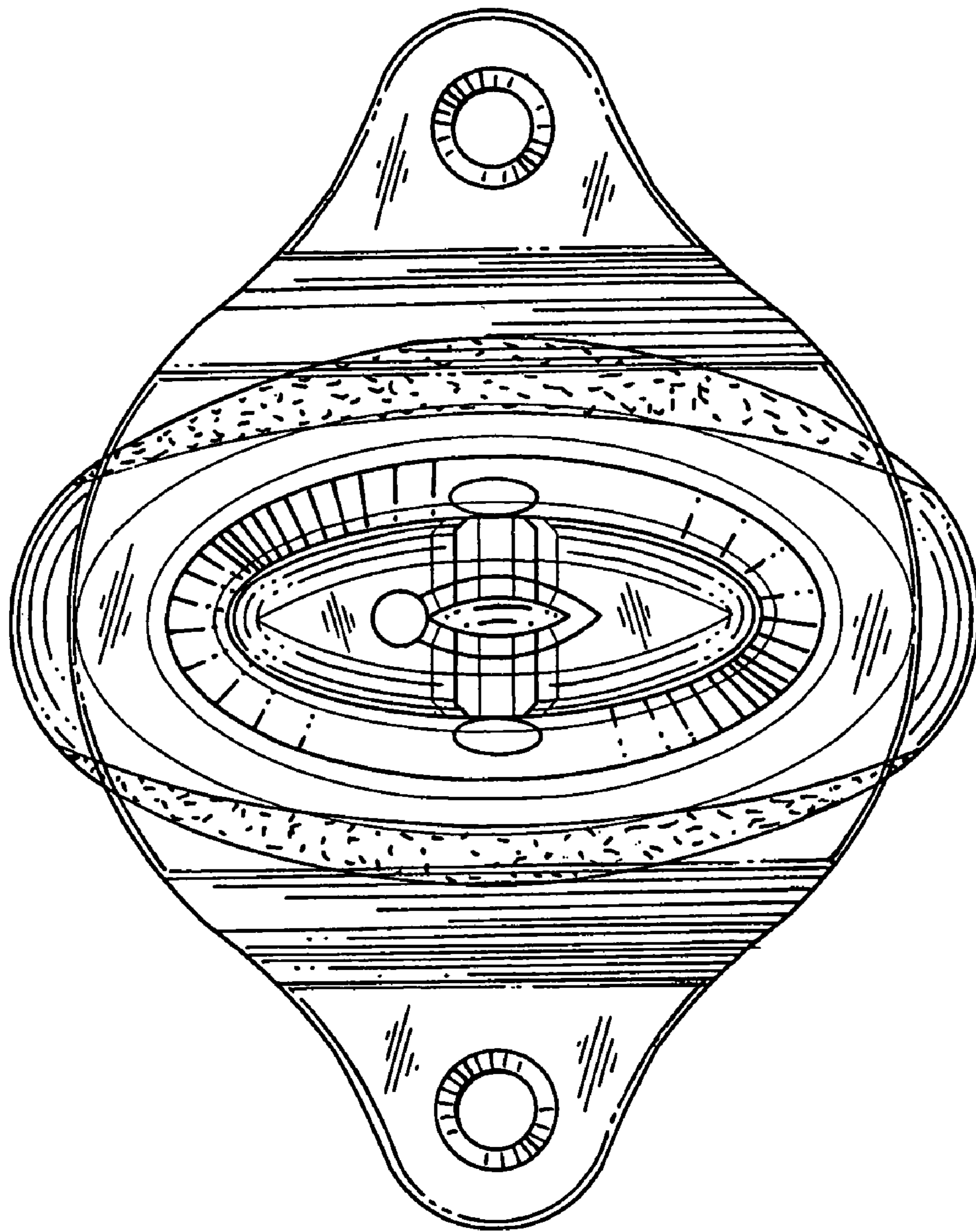


FIG. 4

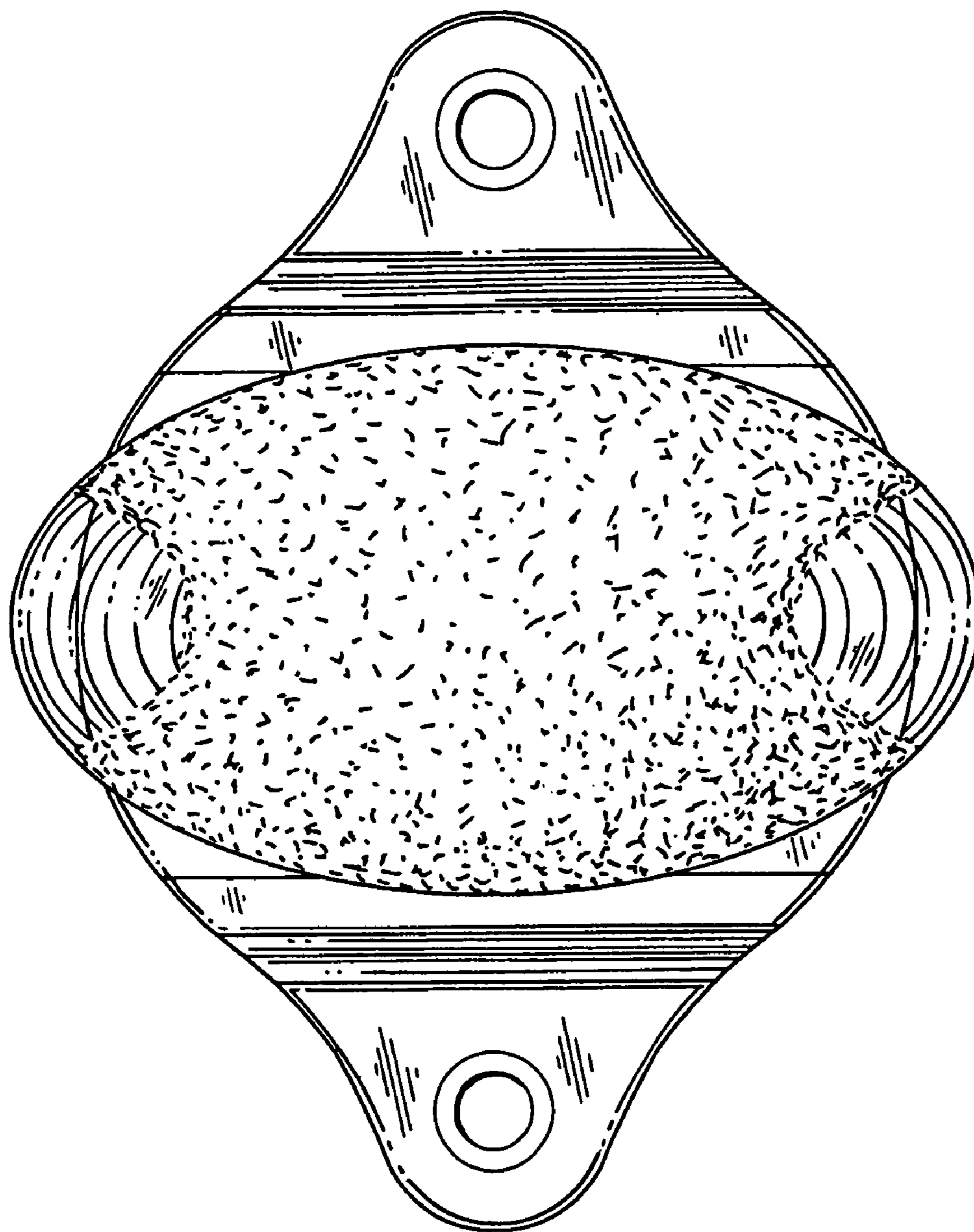


FIG. 5