



US00D658769S

(12) **United States Design Patent**
Moser et al.

(10) **Patent No.:** **US D658,769 S**
(45) **Date of Patent:** **** May 1, 2012**

(54) **CUFF LINER**

(75) Inventors: **Joseph P. Moser**, Wheaton, IL (US);
David Nieves, Port Jefferson, NY (US);
Mary-Kate Ennis, Austin, TX (US)

(73) Assignee: **Hanger Orthopedic Group, Inc.**,
Bethesda, MD (US)

(**) Term: **14 Years**

(21) Appl. No.: **29/393,987**

(22) Filed: **Jun. 10, 2011**

Related U.S. Application Data

(63) Continuation-in-part of application No. 12/581,059,
filed on Oct. 16, 2009.

(51) **LOC (9) Cl.** **24-01**

(52) **U.S. Cl.** **D24/187**

(58) **Field of Classification Search** D24/168,
D24/186-187, 200, 232, 158, 140; D13/182;
600/372-384, 391, 129, 142, 152; 607/62,
607/109, 121, 129, 139; 427/2.12; 378/98.8
See application file for complete search history.

(56) **References Cited**

U.S. PATENT DOCUMENTS

351,849	A	*	11/1886	Buckingham	36/44
D474,881	S	*	5/2003	Su	D2/961
6,847,836	B1	*	1/2005	Sujdak	600/382
D527,823	S	*	9/2006	Levinson	D24/187
D548,937	S	*	8/2007	Brodie	D2/961
D568,479	S	*	5/2008	Mao et al.	D24/168
D584,414	S	*	1/2009	Lash et al.	D24/187

D591,494	S	*	5/2009	Jolicoeur	D2/961
D598,114	S	*	8/2009	Cryan	D24/187
D609,353	S	*	2/2010	Cryan	D24/187
D627,550	S	*	11/2010	Zhang	D2/961
D629,187	S	*	12/2010	Zhang	D2/961
D637,297	S	*	5/2011	Erickson et al.	D24/187
D638,130	S	*	5/2011	Erickson et al.	D24/155
D644,329	S	*	8/2011	North et al.	D24/187
2006/0258928	A1	*	11/2006	Ortner et al.	600/344

* cited by examiner

Primary Examiner — T. Chase Nelson

Assistant Examiner — Mark Cavanna

(74) *Attorney, Agent, or Firm* — Foley & Lardner LLP

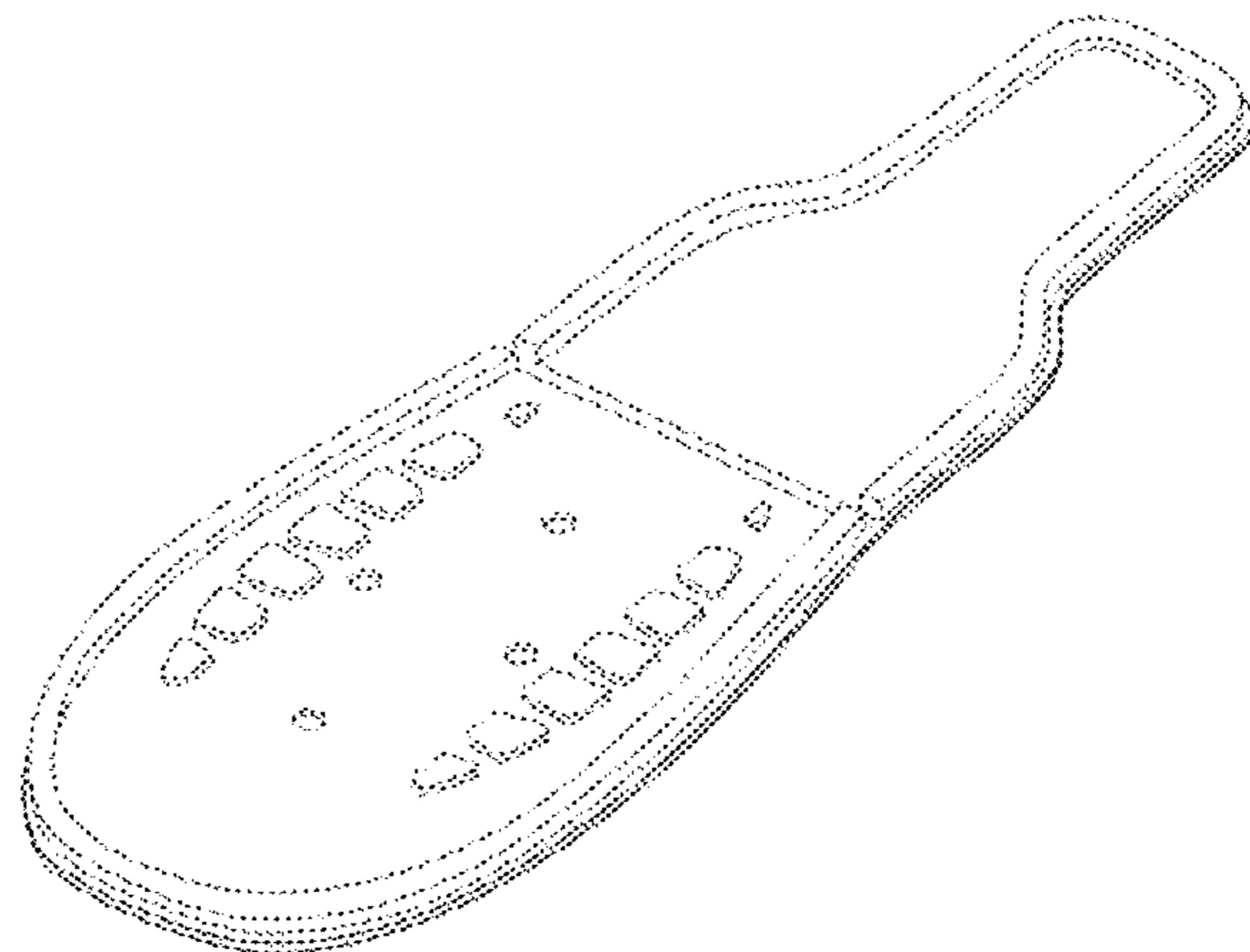
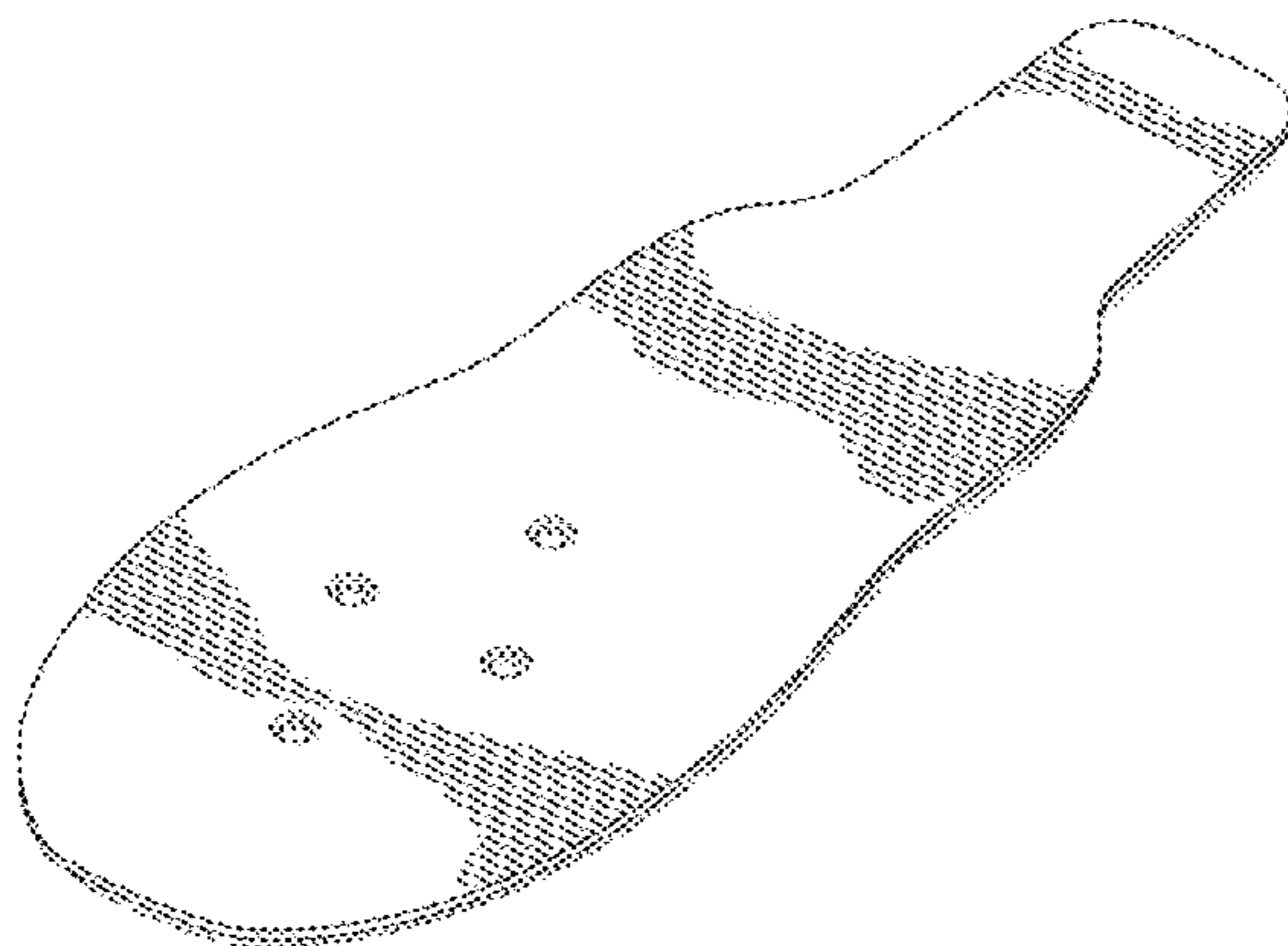
(57) **CLAIM**

We claim the ornamental design for a cuff liner, as shown and described.

DESCRIPTION

FIG. 1 is a top perspective view of a cuff liner.
FIG. 2 is a bottom perspective view of the cuff liner.
FIG. 3 is a bottom plan view of the cuff liner.
FIG. 4 is a top plan view of the cuff liner.
FIG. 5 is a left side elevation view of the cuff liner; the right side being a mirror image thereof.
FIG. 6 is a front elevation view of the cuff liner; and,
FIG. 7 is a rear elevation view of the cuff liner.
The ornamental design which is claimed is shown in solid lines in the drawings. The broken lines in the drawings are for illustrative purposes only and form no part of the claimed design. The surface shading lines represent surfaces having a smooth and/or textured surface.

1 Claim, 5 Drawing Sheets



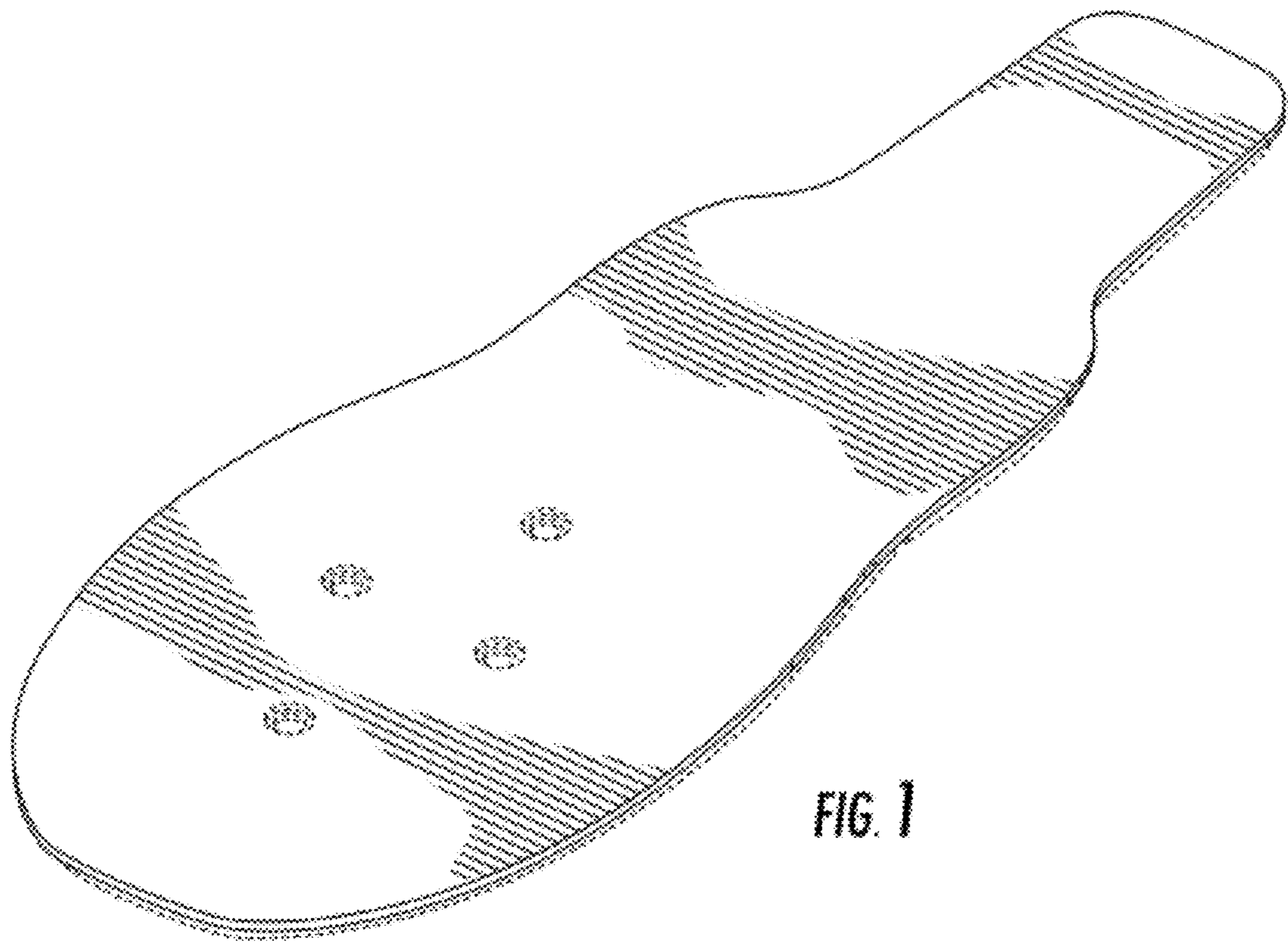


FIG. 1

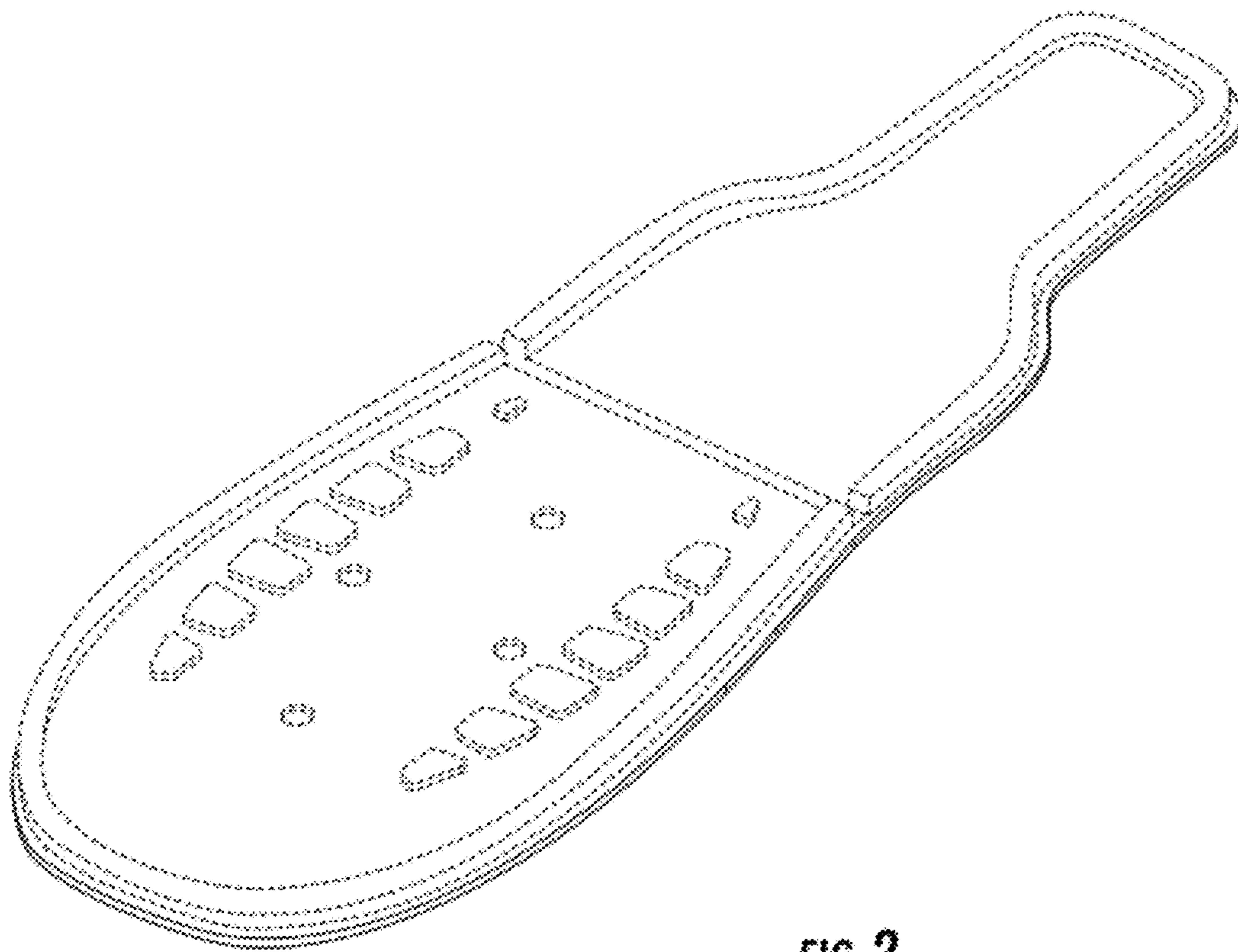


FIG. 2

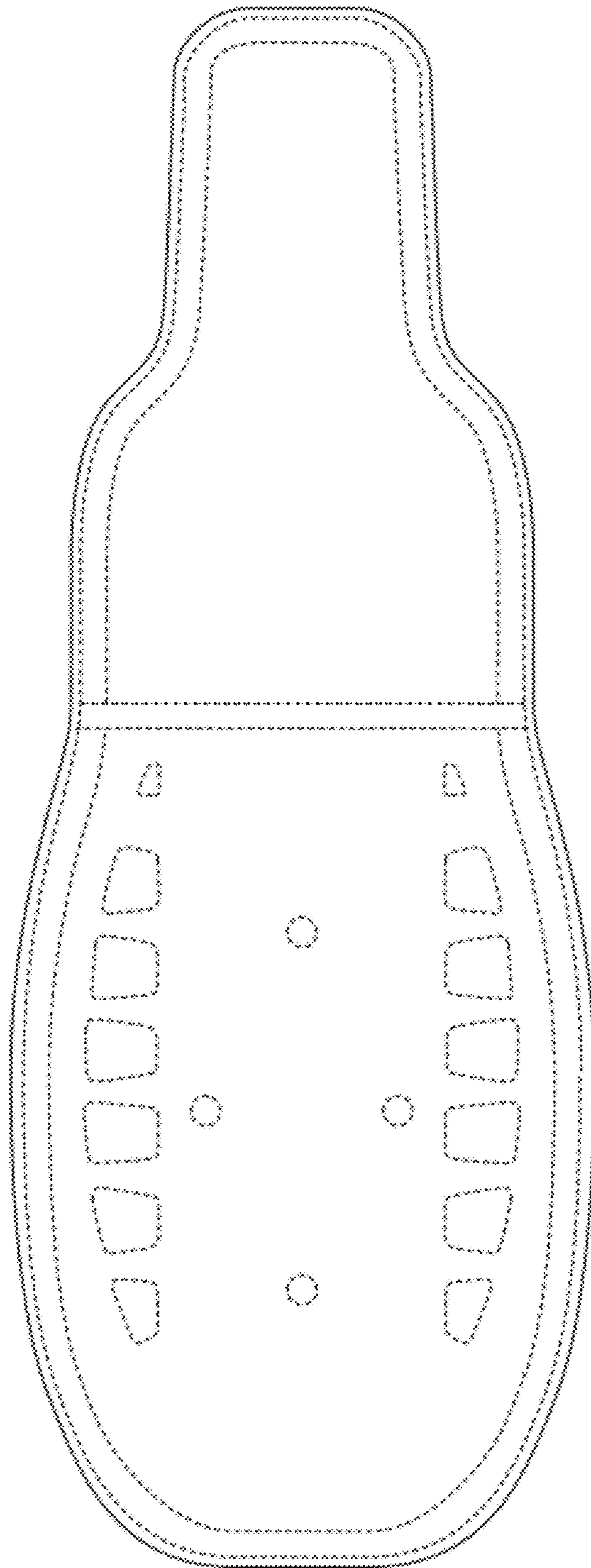


FIG. 3

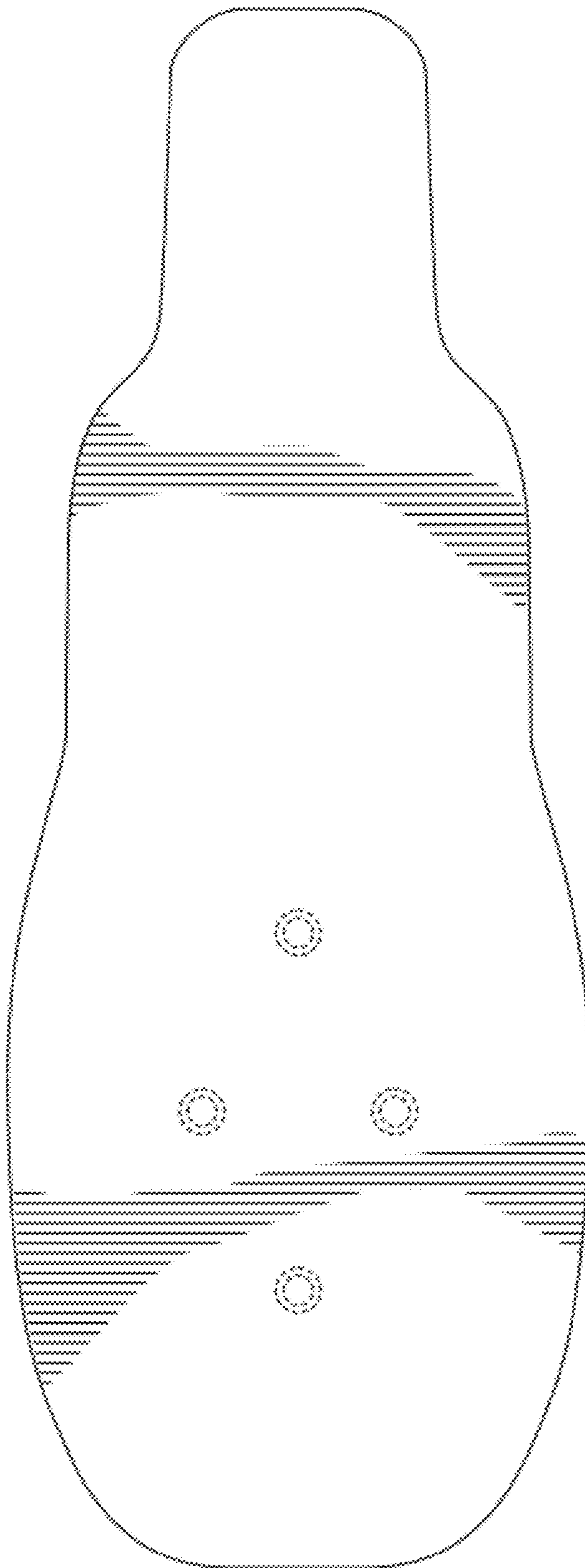


FIG. 4

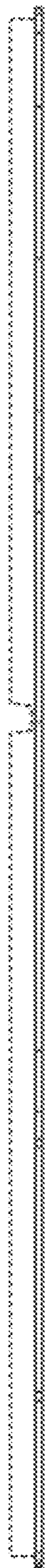


FIG. 5




FIG. 6




FIG. 7