



US00D658768S

(12) **United States Design Patent**
Parker, III et al.

(10) **Patent No.:** **US D658,768 S**

(45) **Date of Patent:** **** May 1, 2012**

(54) **ELECTRODE PATCH**

(75) Inventors: **John W. Parker, III**, Clearwater, FL (US); **Edwin A. McGusty**, Land O'Lakes, FL (US); **Michael J. Vosch**, Titusville, FL (US)

(73) Assignee: **Halthion Medical Technologies, Inc.**, Tampa, FL (US)

(**) Term: **14 Years**

(21) Appl. No.: **29/393,522**

(22) Filed: **Jun. 6, 2011**

(51) **LOC (9) Cl.** **24-01**

(52) **U.S. Cl.** **D24/187**

(58) **Field of Classification Search** D24/168,
D24/186-187, 200, 232; D13/182; 600/372-384,
600/391-397, 386; 607/62, 109, 121, 139,
607/149, 152, 153

See application file for complete search history.

(56) **References Cited**

U.S. PATENT DOCUMENTS

D232,590	S *	8/1974	Hutchenson	D24/168
5,042,481	A	8/1991	Suzuki et al.		
6,219,568	B1 *	4/2001	Kelly et al.	600/386
6,453,186	B1	9/2002	Lovejoy et al.		
D468,433	S *	1/2003	Wagner et al.	D24/187

D469,540	S *	1/2003	Holker et al.	D24/187
6,609,018	B2 *	8/2003	Cory et al.	600/393
6,654,626	B2 *	11/2003	Devlin et al.	600/383
D495,055	S *	8/2004	Silber	D24/187
6,847,836	B1	1/2005	Sujdak		
D541,421	S *	4/2007	Metzger et al.	D24/187
7,286,865	B2	10/2007	Nazeri		
D565,183	S *	3/2008	Cheng et al.	D24/168
D598,114	S *	8/2009	Cryan	D24/187
D615,660	S *	5/2010	Anderson et al.	D24/187
2006/0155183	A1	7/2006	Kroecker et al.		

* cited by examiner

Primary Examiner — T. Chase Nelson

Assistant Examiner — Mark Cavanna

(74) *Attorney, Agent, or Firm* — Lonnie Drayer

(57) **CLAIM**

The ornamental design for an electrode patch, as shown and described.

DESCRIPTION

FIG. 1 is a front view of an electrode patch showing our new design;

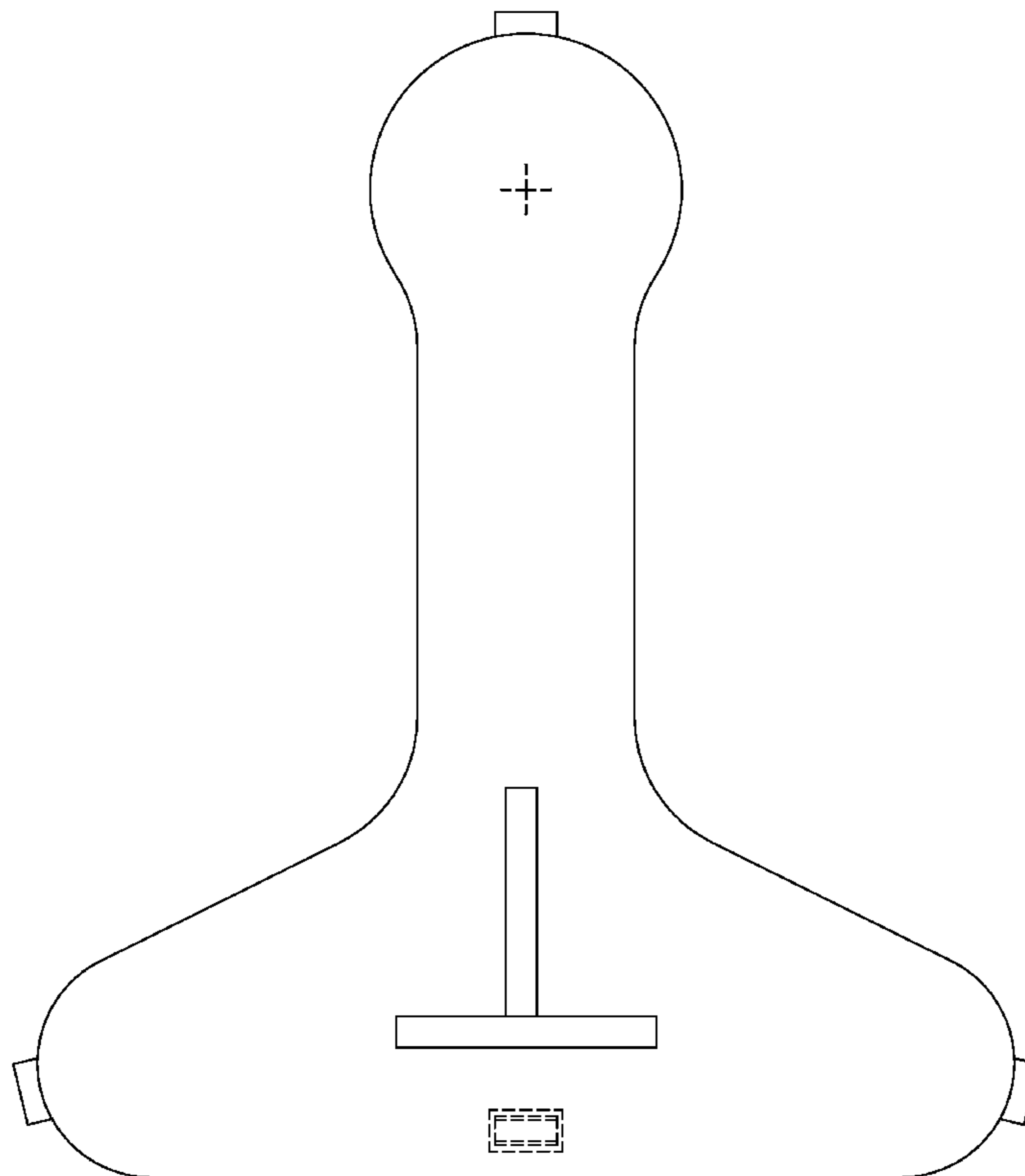
FIG. 2 is a rear view thereof;

FIG. 3 is a side view thereof; and,

FIG. 4 is end view thereof.

The broken lines are included for the purpose of illustrating a portion of the electrode patch that forms no part of the claimed design.

1 Claim, 4 Drawing Sheets



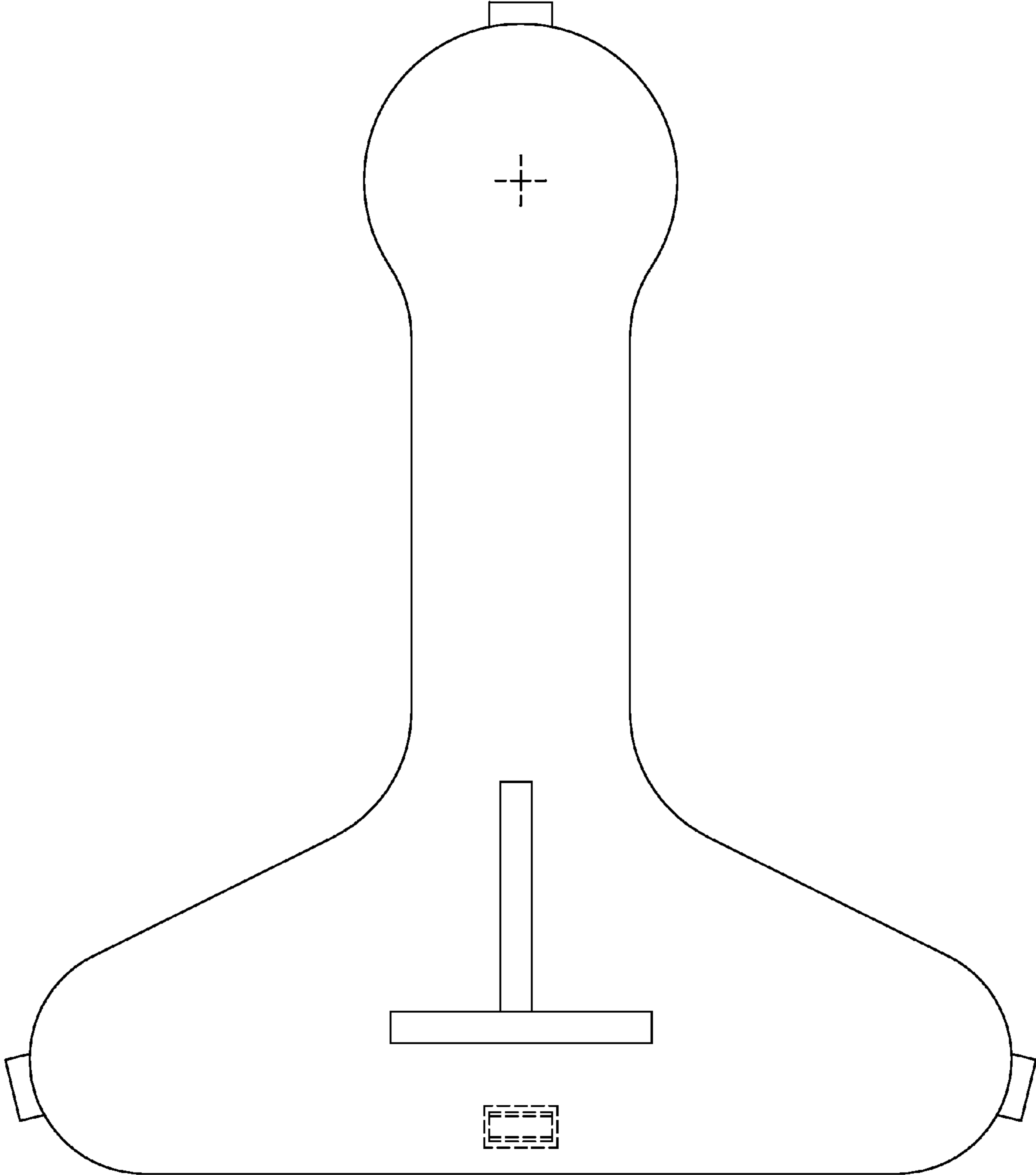


FIG. 1

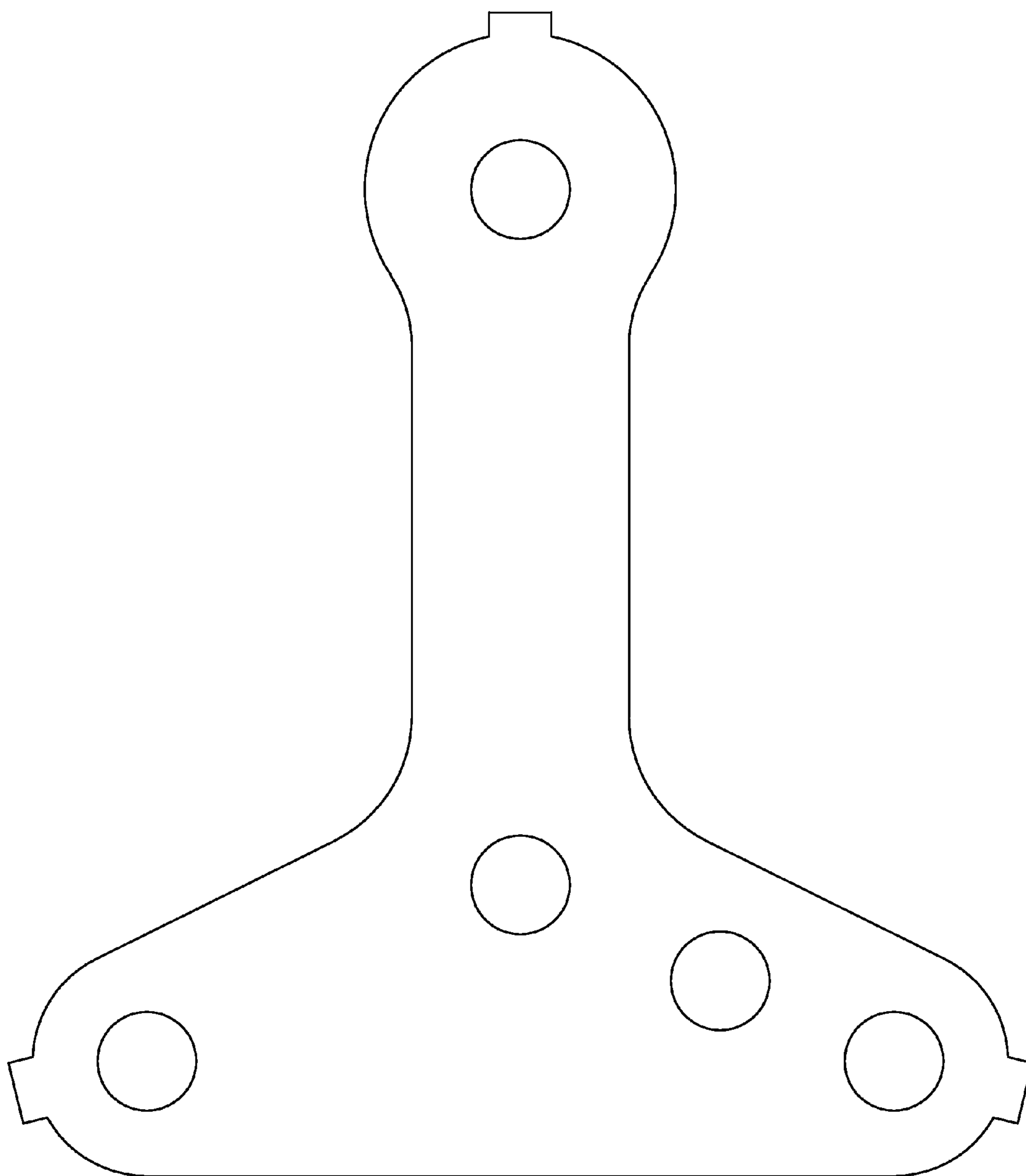


FIG. 2



FIG. 3

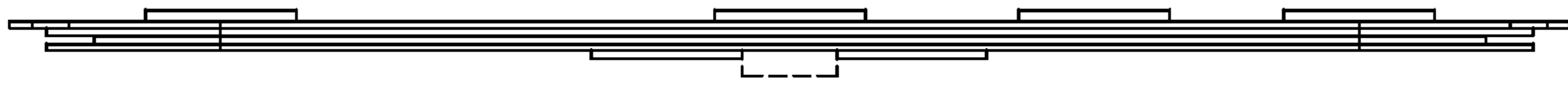


FIG. 4