



US00D658761S

(12) **United States Design Patent**
Brotman

(10) **Patent No.:** **US D658,761 S**

(45) **Date of Patent:** **** *May 1, 2012**

(54) **SPINAL IMPLANT**

(75) Inventor: **Michael Brotman**, San Diego, CA (US)

(73) Assignee: **NuVasive, Inc.**, San Diego, CA (US)

(*) Notice: This patent is subject to a terminal disclaimer.

(**) Term: **14 Years**

(21) Appl. No.: **29/369,140**

(22) Filed: **Sep. 2, 2010**

(51) **LOC (9) Cl.** **24-02**

(52) **U.S. Cl.** **D24/155**

(58) **Field of Classification Search** D24/155,
D24/156, 133, 152, 154, 135, 141, 144-146,
D24/151; 606/194, 198; 604/1.02, 103.02;
128/204.18

See application file for complete search history.

(56) **References Cited**

U.S. PATENT DOCUMENTS

D585,551 S *	1/2009	Blouin et al.	D24/155
D585,552 S *	1/2009	Blouin et al.	D24/155
D585,553 S *	1/2009	Valois	D24/155
D595,853 S *	7/2009	Hanson et al.	D24/155
D611,147 S *	3/2010	Hanson et al.	D24/155
D615,653 S *	5/2010	Horton	D24/155

D620,116 S *	7/2010	Pannu	D24/155
D623,748 S *	9/2010	Horton et al.	D24/155
D623,749 S *	9/2010	Horton et al.	D24/155
D627,468 S *	11/2010	Richter et al.	D24/155
D629,108 S *	12/2010	Richter et al.	D24/155
D631,967 S *	2/2011	Horton	D24/155

* cited by examiner

Primary Examiner — Ian Simmons

Assistant Examiner — Charles Hanson

(74) *Attorney, Agent, or Firm* — NuVasive, Inc.; Jonathan Spangler; Jennifer Russell

(57) **CLAIM**

The ornamental design for a spinal implant, substantially as shown and described.

DESCRIPTION

FIG. 1 is a perspective view of a spinal implant showing our new design;

FIG. 2 is a first side view thereof;

FIG. 3 is a second side view thereof;

FIG. 4 is a first end view thereof;


FIG. 5 is a second end view thereof;

FIG. 6 is a top view thereof; and,

FIG. 7 is a bottom view thereof.

The broken line showing of is included for the purpose of illustrating environment and forms no part of the claimed design.

1 Claim, 4 Drawing Sheets






FIG. 1

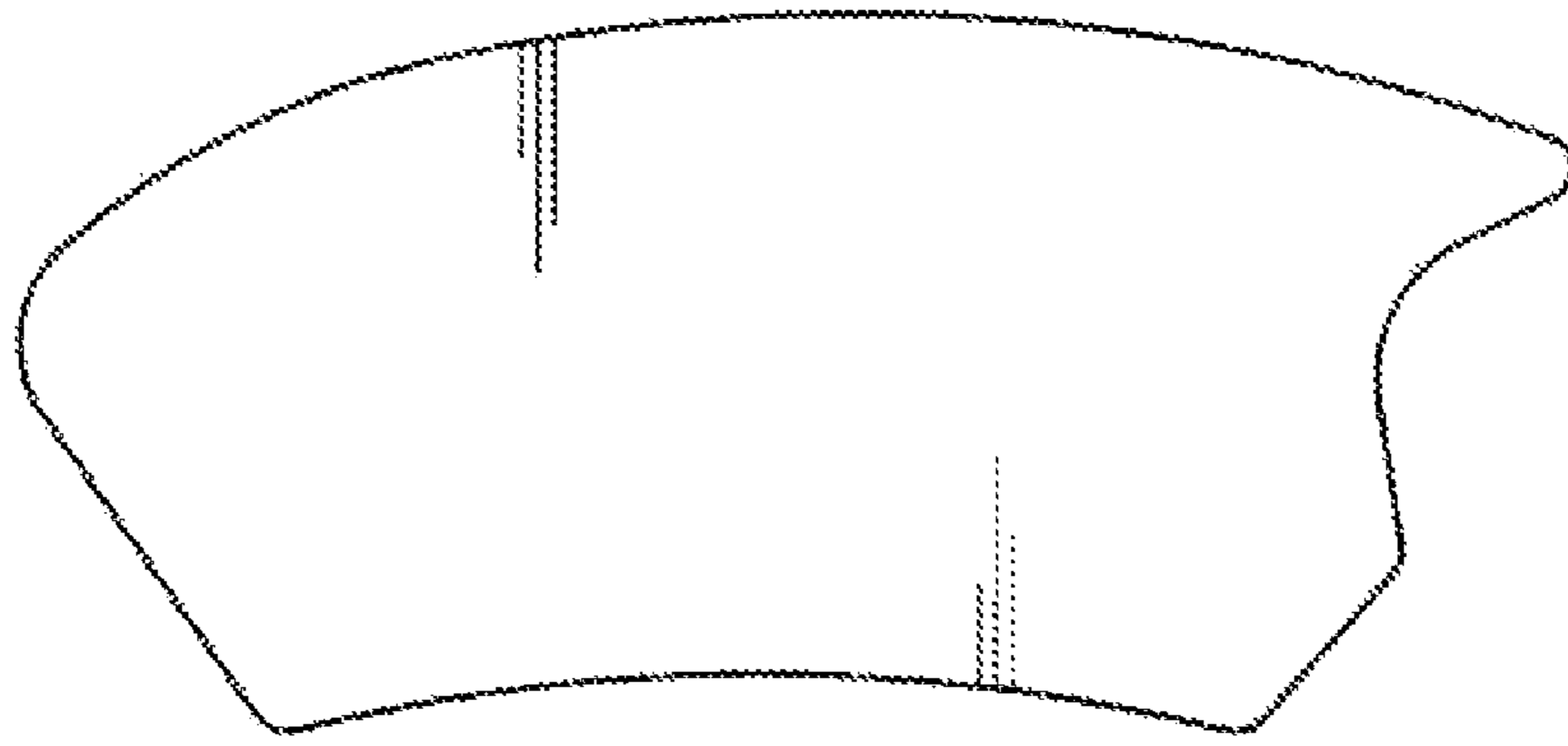


FIG. 2

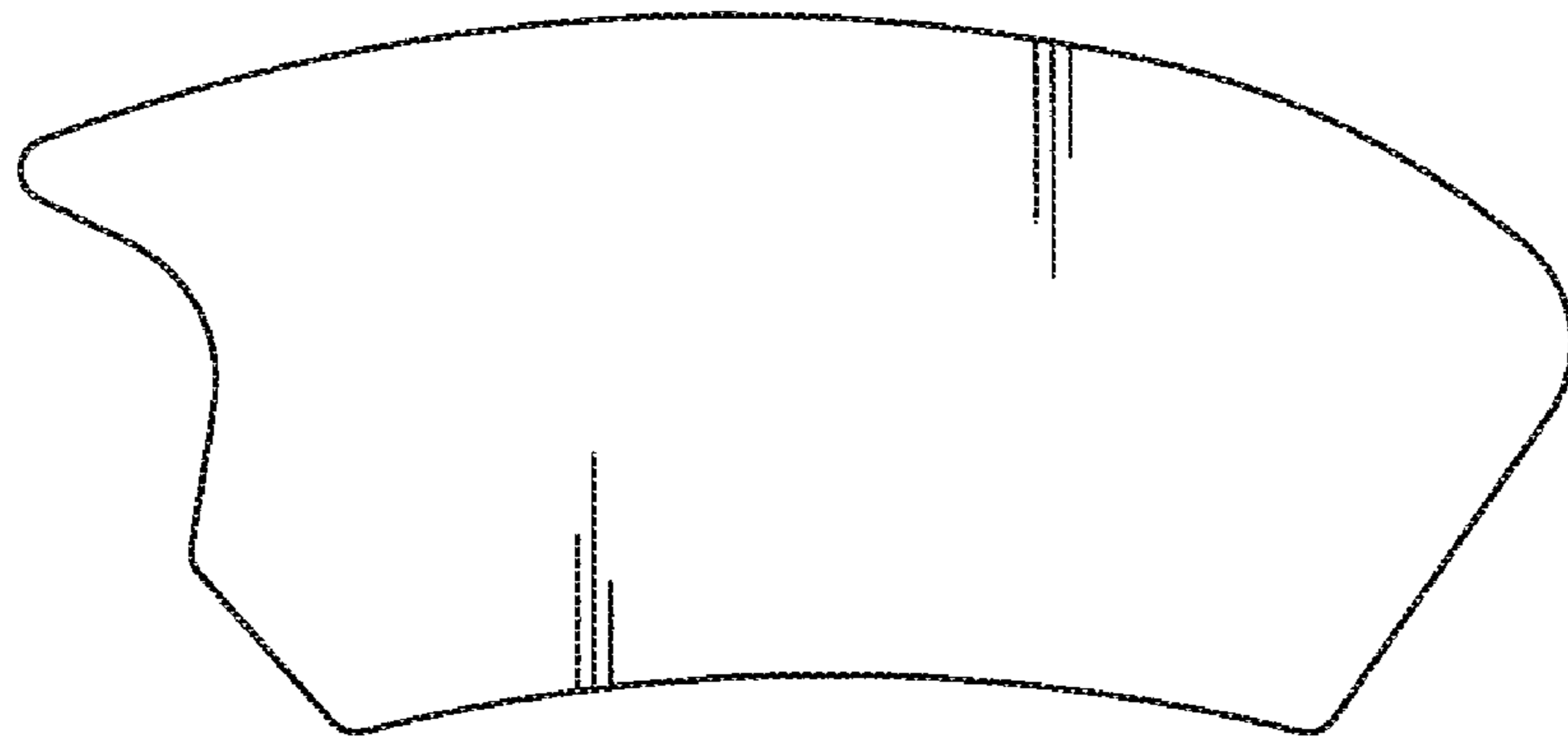


FIG. 3




FIG. 4




FIG. 5

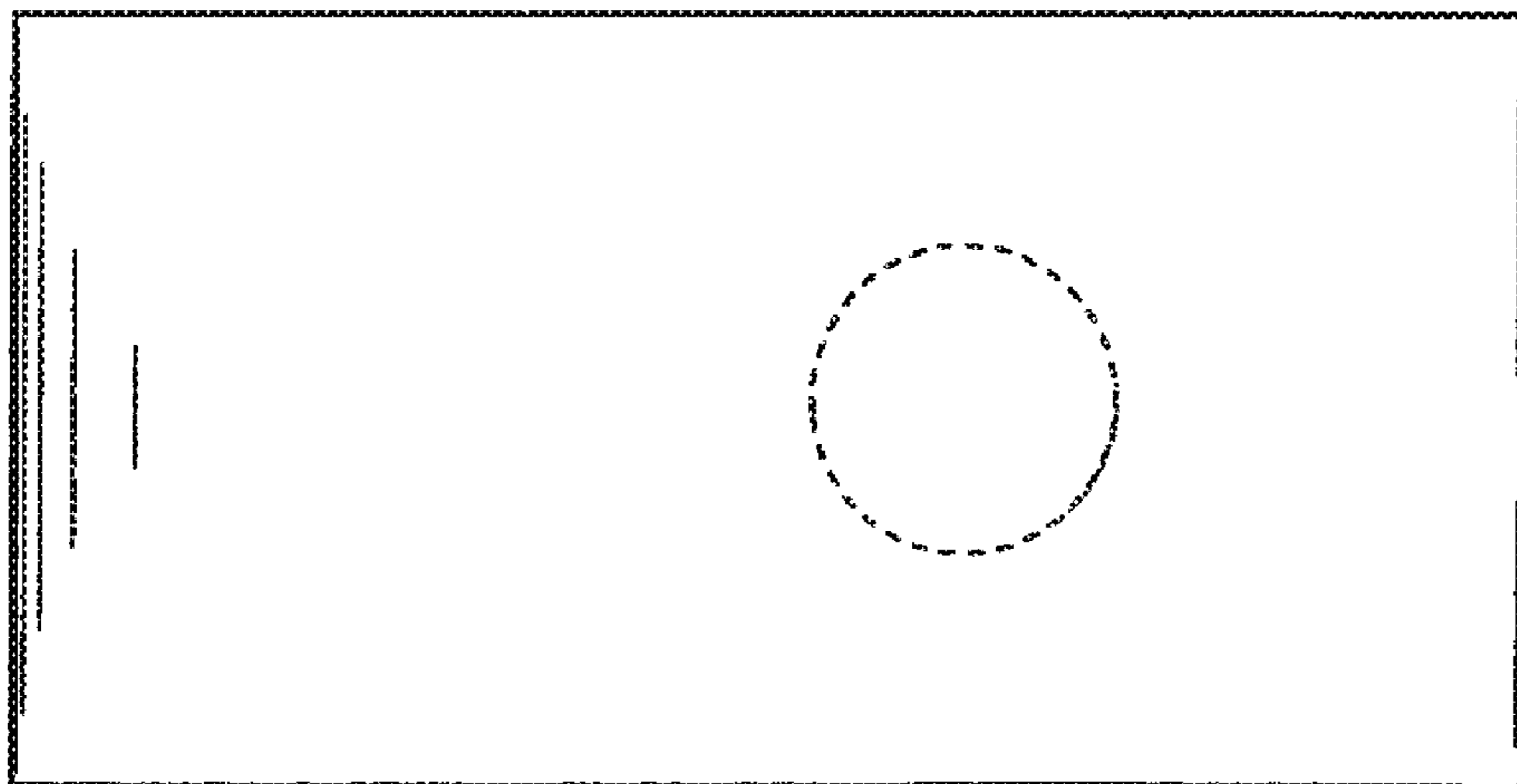


FIG. 6

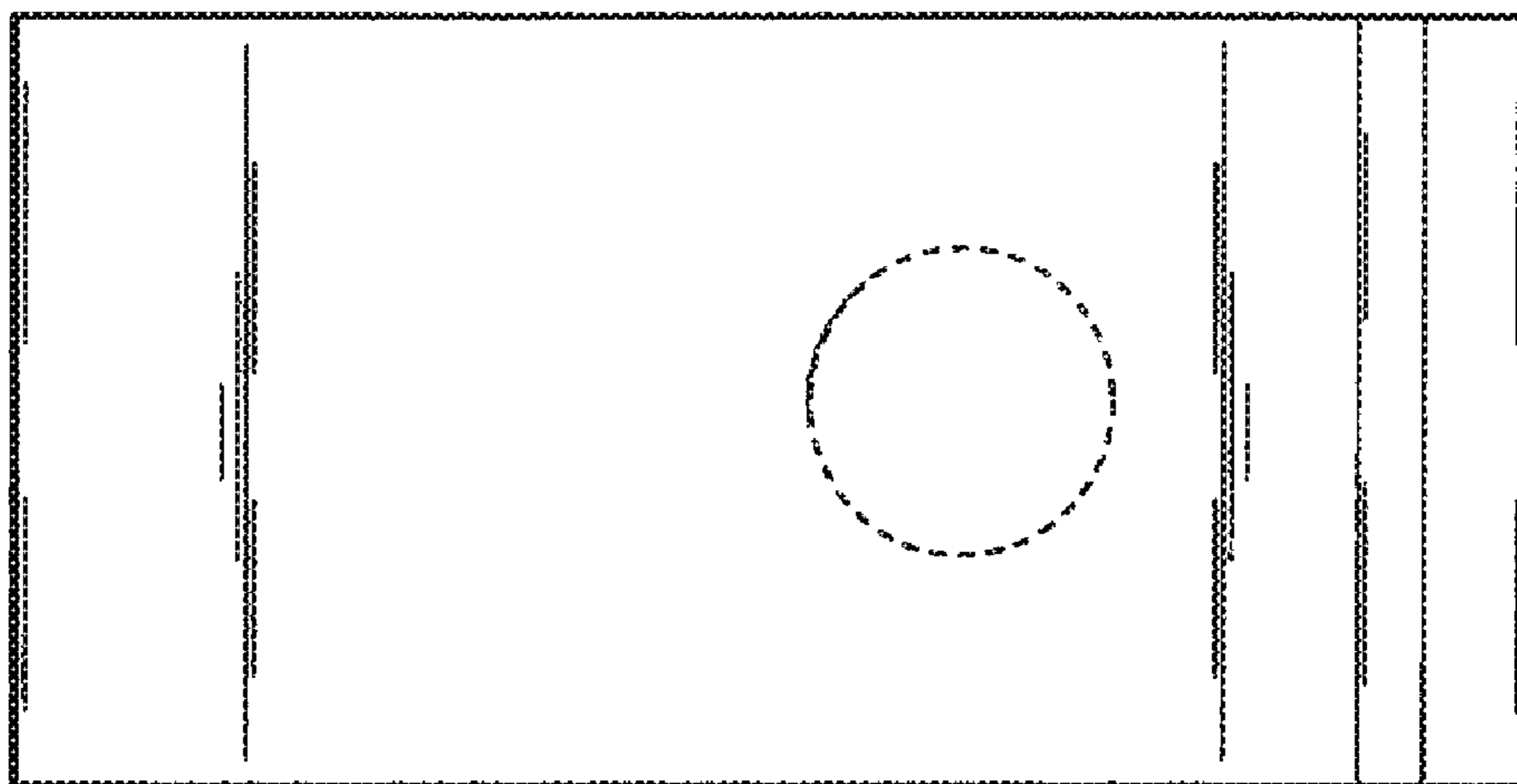


FIG. 7