



US00D658752S

(12) **United States Design Patent**  
**Farone**

(10) **Patent No.:** **US D658,752 S**

(45) **Date of Patent:** **\*\* May 1, 2012**

(54) **AIR PURIFIER**

(75) Inventor: **Richard C. Farone**, Willoughby, OH  
(US)

(73) Assignee: **Guardian Technologies LLC**, Mentor,  
OH (US)

(\*\*) Term: **14 Years**

(21) Appl. No.: **29/410,467**

(22) Filed: **Jan. 9, 2012**

(51) **LOC (9) Cl.** ..... **23-04**

(52) **U.S. Cl.** ..... **D23/364**

(58) **Field of Classification Search** ..... D23/355-366,  
D23/352, 369, 332, 333, 335, 336, 342, 351,  
D23/353; 422/120, 122; 55/356, 473, 504;  
96/97; D14/188, 170, 172; 261/DIG. 17,  
261/DIG. 65, DIG. 88, DIG. 31; D18/34.6

See application file for complete search history.

(56) **References Cited**

U.S. PATENT DOCUMENTS

D462,430 S *	9/2002	Christianson	.....	D23/364
D487,141 S *	2/2004	Gao	.....	D23/335
D497,985 S *	11/2004	Christianson	.....	D23/364
D540,453 S *	4/2007	Wang	.....	D23/356
D543,612 S *	5/2007	Fok	.....	D23/336
D550,342 S *	9/2007	Campbell	.....	D23/364
D562,953 S *	2/2008	Lewis	.....	D23/332
D580,538 S *	11/2008	Ye et al.	.....	D23/364
D588,251 S *	3/2009	Spiegel	.....	D23/364
D591,840 S *	5/2009	Gao	.....	D23/332

D603,949 S *	11/2009	Campbell et al.	.....	D23/364
D633,993 S *	3/2011	Lewis	.....	D23/332
D650,472 S *	12/2011	Petersen	.....	D23/364

OTHER PUBLICATIONS

Germguardian Use and Care Instructions for UV-C and True HEPA Complete Air Cleansing System, Model No. AC5000.

\* cited by examiner

*Primary Examiner* — David Muller

(74) *Attorney, Agent, or Firm* — Calfee, Halter & Griswold LLP

(57) **CLAIM**

The ornamental design for a air purifier, as shown and described.

**DESCRIPTION**

FIG. 1 is a perspective view of an air purifier of the new design;

FIG. 2 is a left side elevational view of the air purifier of FIG. 1;

FIG. 3 is a front elevational view of the air purifier of FIG. 1;

FIG. 4 is a right elevational view of the air purifier of FIG. 1;

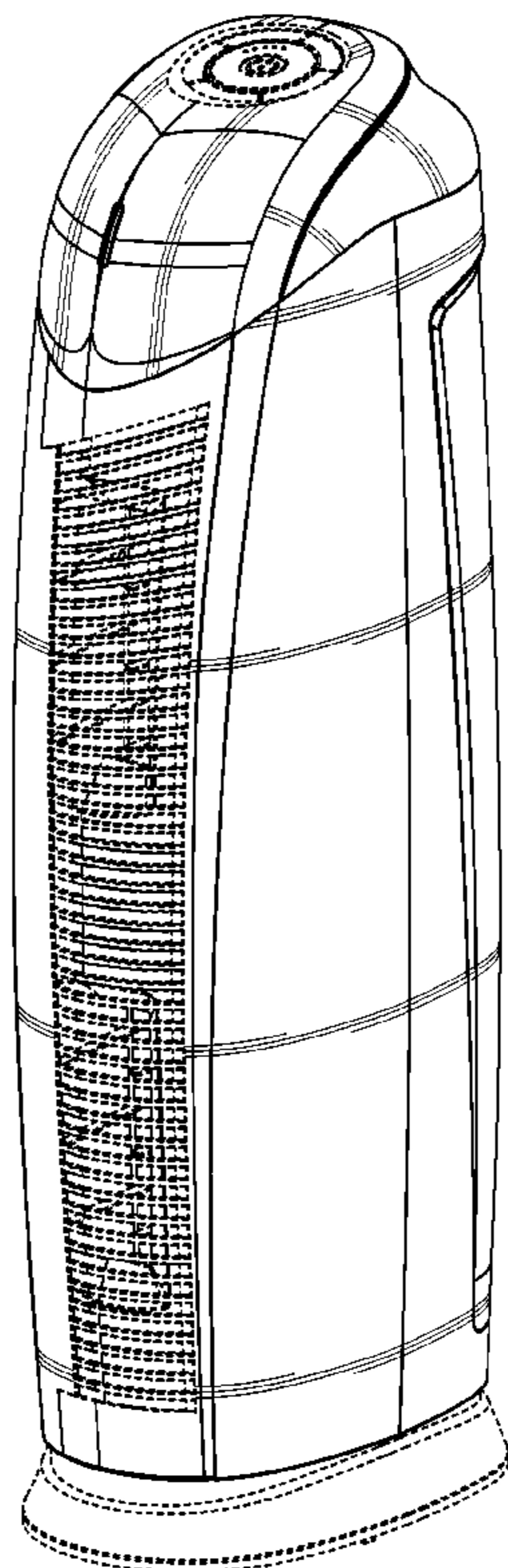
FIG. 5 is a back elevational view of the air purifier of FIG. 1;

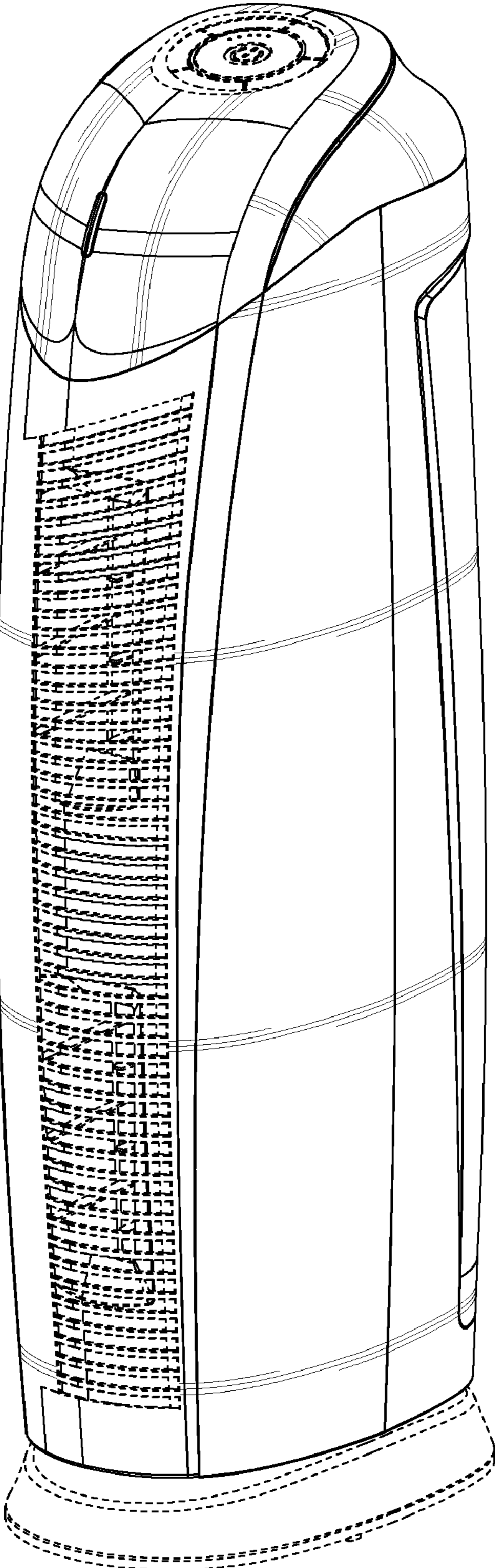
FIG. 6 is a top plan view of the air purifier of FIG. 1; and,

FIG. 7 is a bottom plan view of the air purifier of FIG. 1.

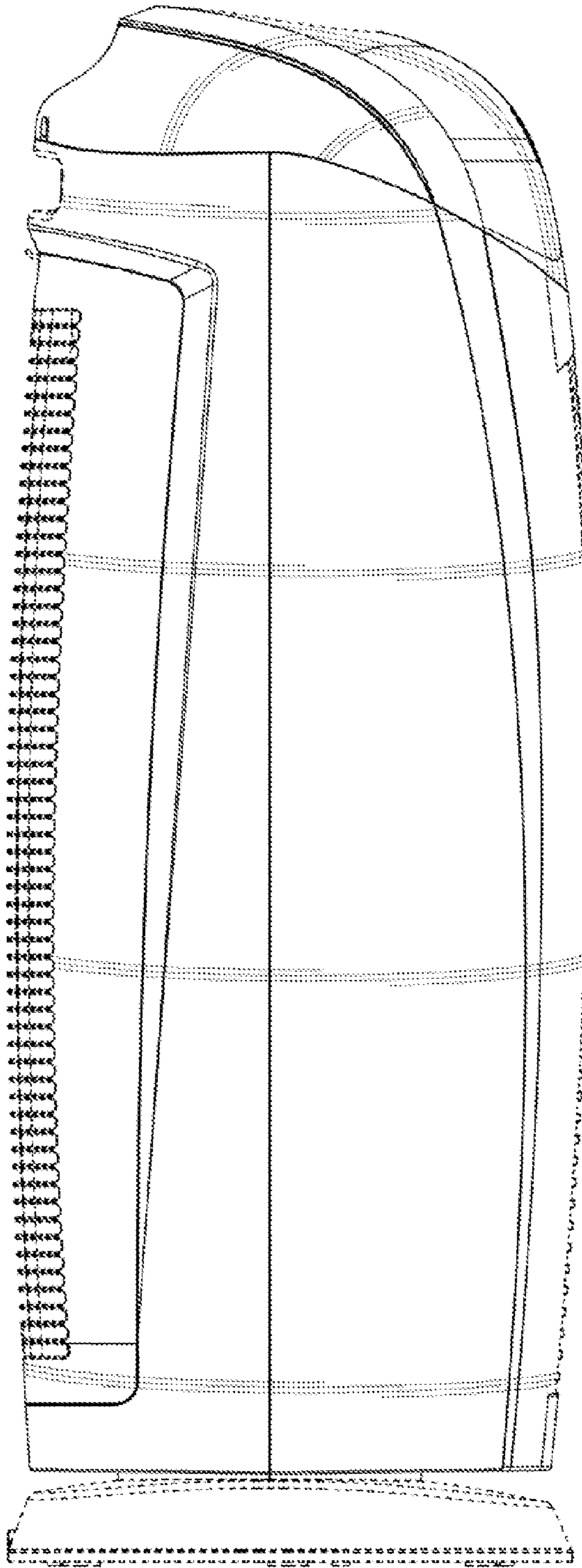
The features shown in broken lines depict environmental subject matter only and form no part of the claimed design.

**1 Claim, 4 Drawing Sheets**

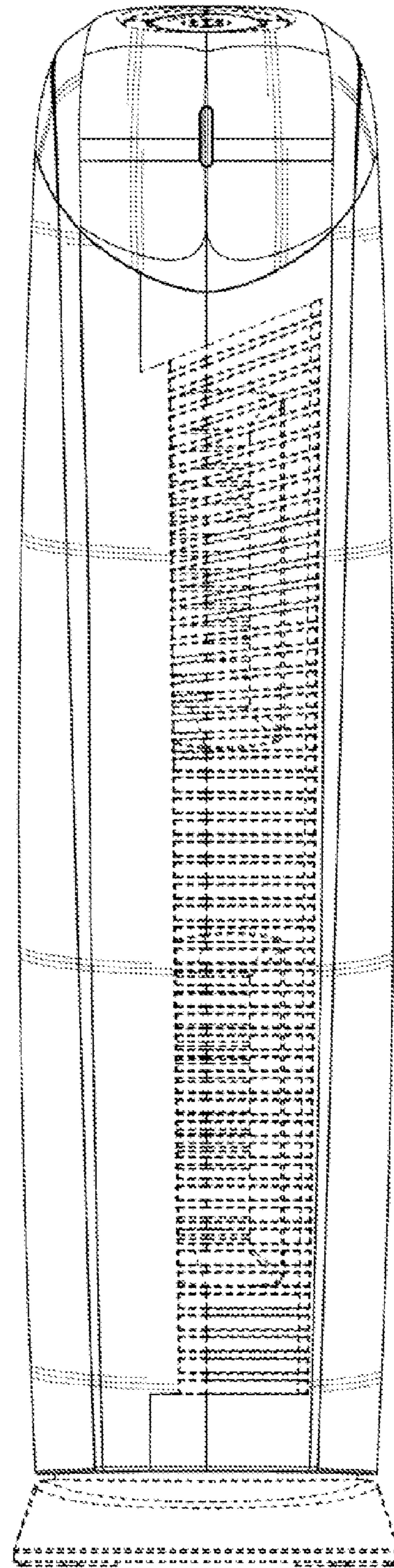




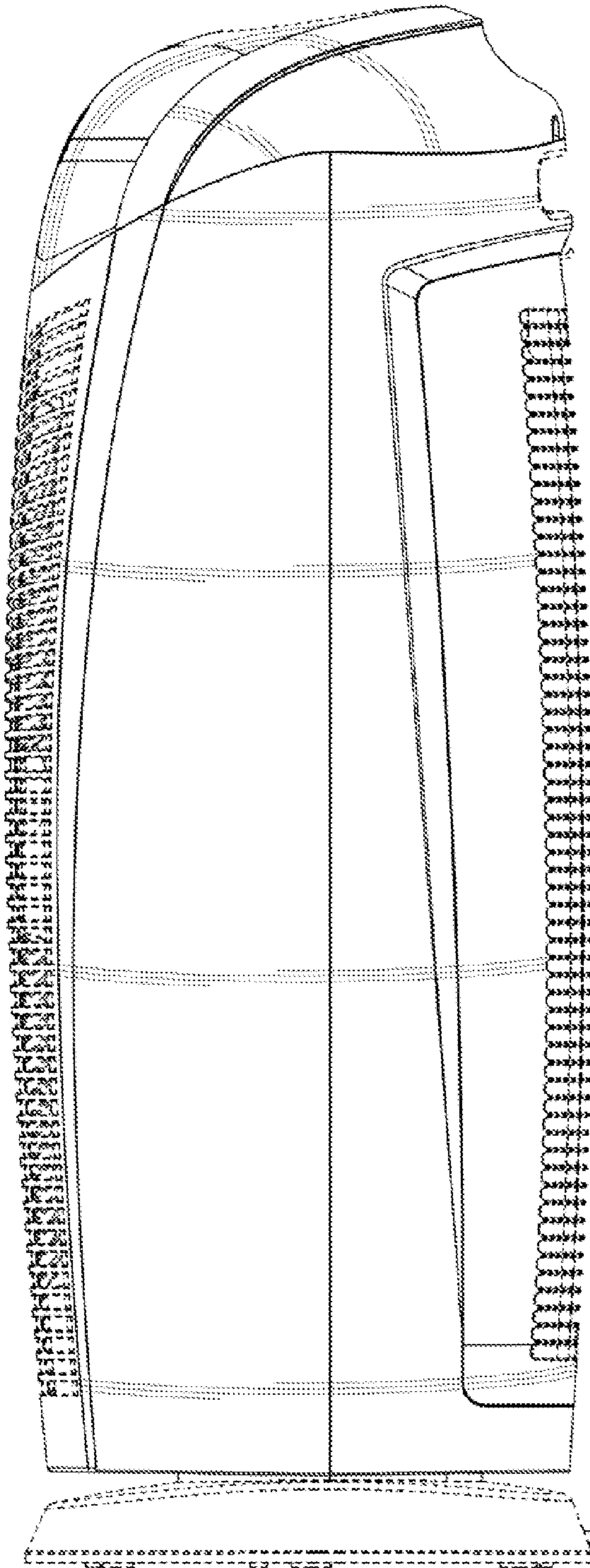
**FIG. 1**



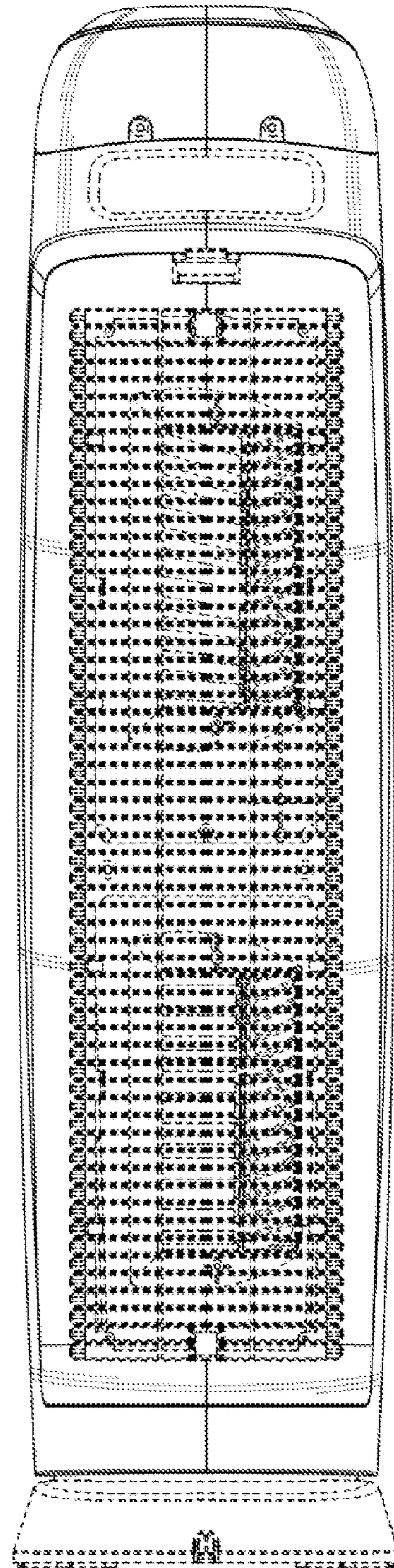
**FIG. 2**



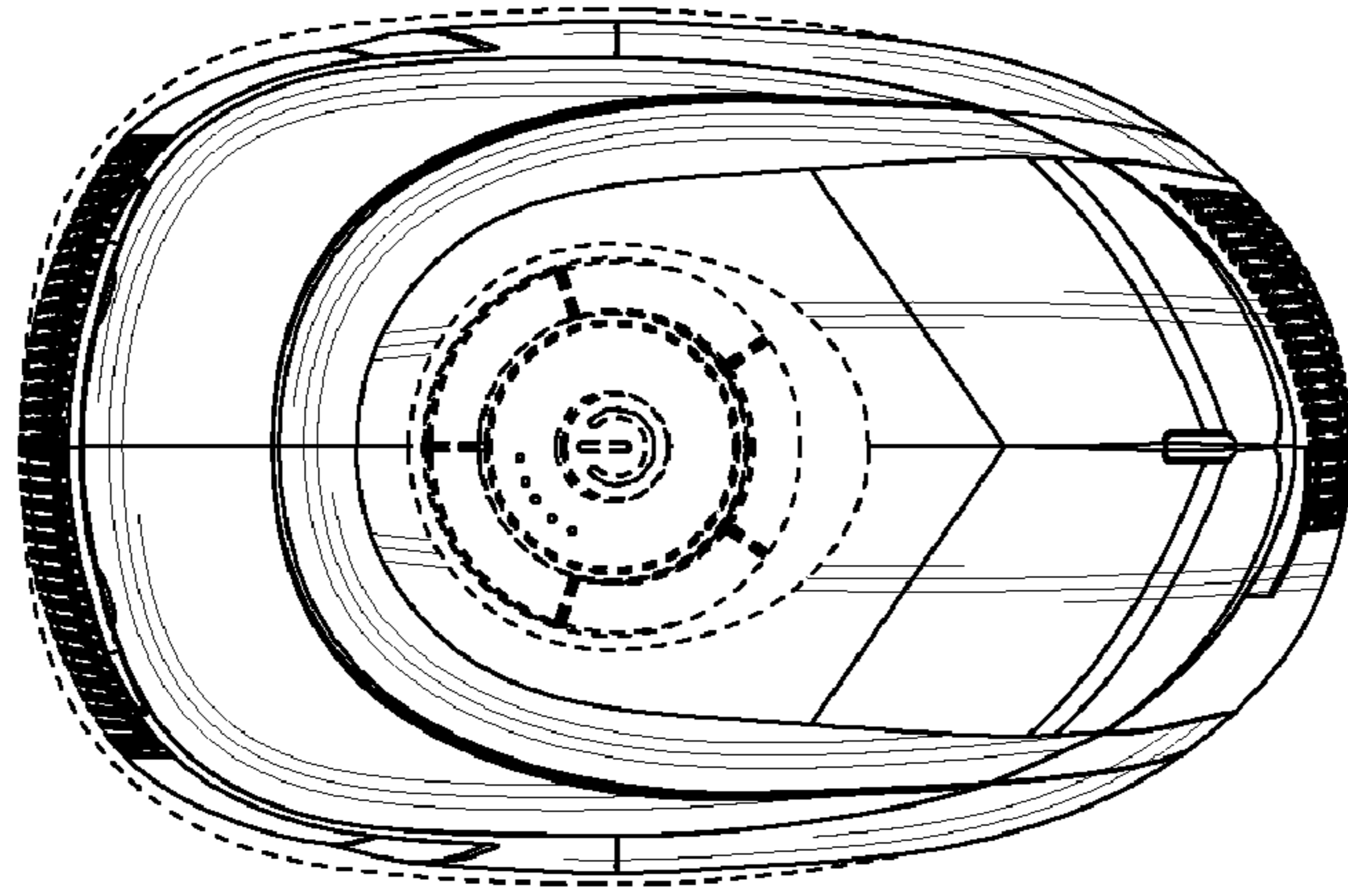
**FIG. 3**



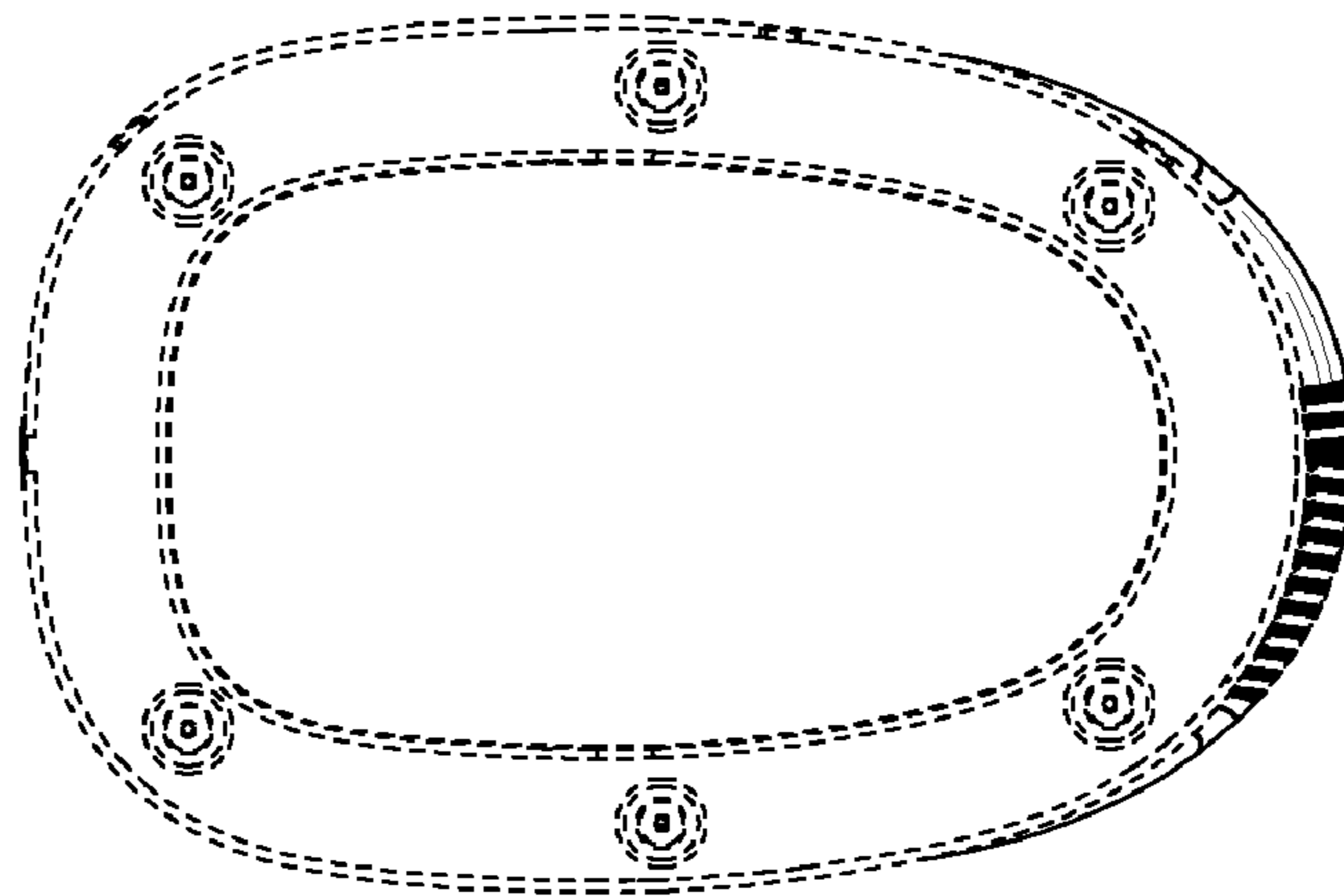
**FIG. 4**



**FIG. 5**



**FIG. 6**



**FIG. 7**