



US00D658740S

(12) **United States Design Patent**
Ickes et al.

(10) **Patent No.:** **US D658,740 S**

(45) **Date of Patent:** **** May 1, 2012**

(54) **INNER SEALING MEMBER OF COUPLING BUSHING FOR REPLACEABLE FILTER**

(75) Inventors: **Joseph Francis Ickes**, Baden, PA (US);
Steven R. Evanovich, Pittsburgh, PA (US)

(73) Assignee: **Schroeder Industries, LLC**, Leetsdale, PA (US)

(**) Term: **14 Years**

(21) Appl. No.: **29/384,856**

(22) Filed: **Feb. 4, 2011**

Related U.S. Application Data

(62) Division of application No. 29/325,673, filed on Oct. 3, 2008, now Pat. No. Des. 634,398.

(51) **LOC (9) Cl.** **23-01**

(52) **U.S. Cl.** **D23/209; D34/6**

(58) **Field of Classification Search** D23/207,
D23/209, 365; D34/6; 210/493.1; 248/95,
248/99

See application file for complete search history.

(56) **References Cited**

U.S. PATENT DOCUMENTS

4,955,566	A *	9/1990	Bolich	248/101
D322,349	S *	12/1991	Harris	D34/6
D412,551	S *	8/1999	Smith et al.	D23/209
D457,283	S *	5/2002	Wayt	D34/6
D528,630	S *	9/2006	Booth	D23/209
D545,396	S *	6/2007	Casey et al.	D23/209

* cited by examiner

Primary Examiner — Robin V Webster

(74) *Attorney, Agent, or Firm* — Blynn L. Shideler; Krisanne Shideler; BLK Law Group

(57) **CLAIM**

The ornamental design for an inner sealing member of coupling bushing for replaceable filter, as shown and described.

DESCRIPTION


FIG. 1 is perspective view of an inner sealing member according to the present invention forming an ornamental configuration in plan view, with the inner sealing member formed on a coupling bushing shown in phantom for a replaceable filter; FIG. 2 is a top plan view of the inner sealing member of FIG. 1 with the bottom plan view of the inner sealing member being identical to the top plan view, with the inner sealing member formed on a coupling bushing shown in phantom for a replaceable filter;

FIG. 3 is a right elevation view of the inner sealing member of FIG. 1 with the left elevation view of the inner sealing member being identical to the right elevation view, with the inner sealing member formed on a coupling bushing shown in phantom for a replaceable filter;

FIG. 4 is a front elevation view of the inner sealing member of FIG. 1 with the rear elevation view of the inner sealing member being identical to the front elevation view, with the inner sealing member formed on a coupling bushing shown in phantom for a replaceable filter; and,

FIG. 5 is a perspective view of the inner sealing member of FIG. 1, with the inner sealing member formed on a coupling bushing shown in phantom for a replaceable filter shown in phantom.

1 Claim, 1 Drawing Sheet






FIG. 4

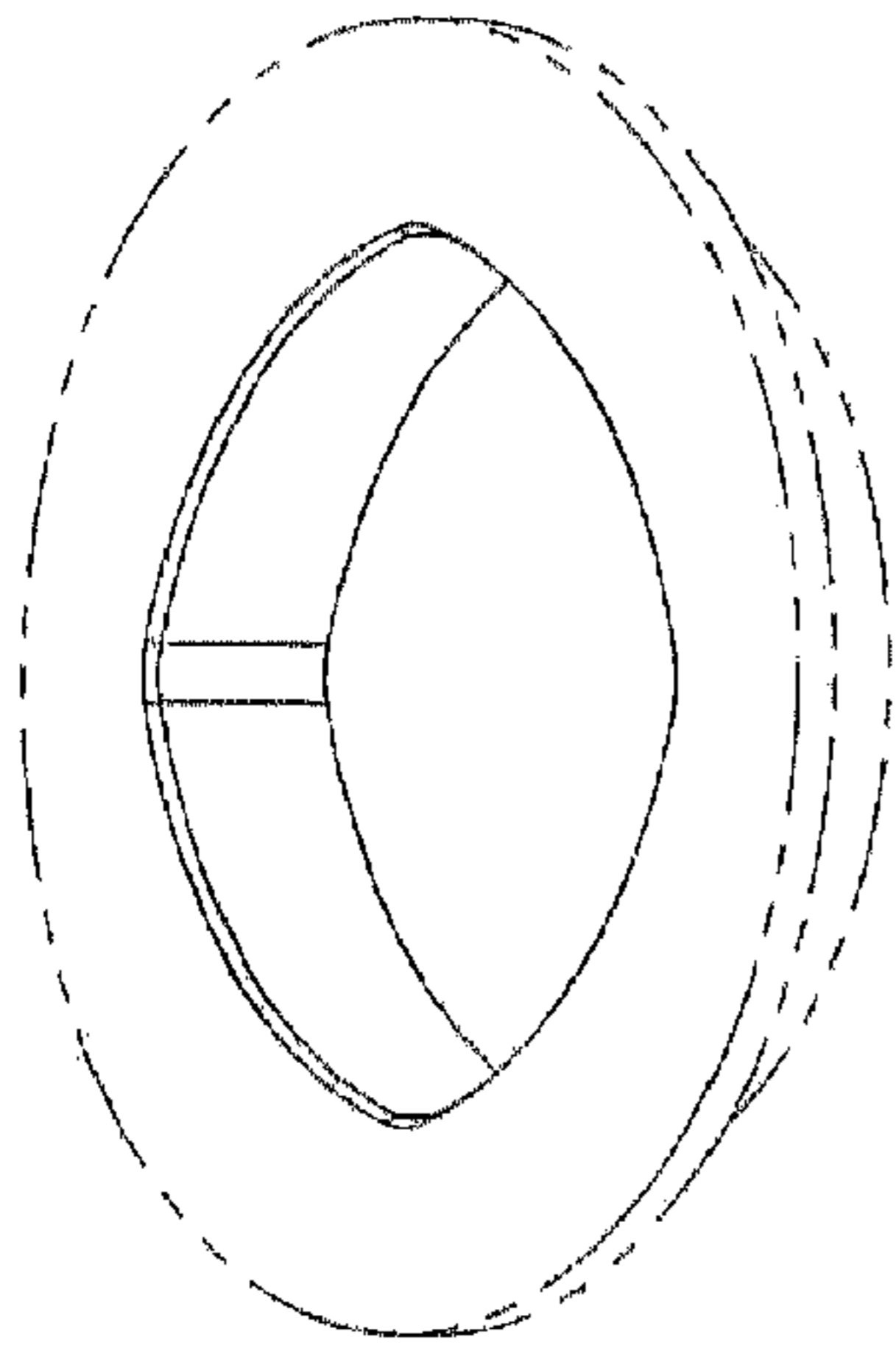


FIG. 1

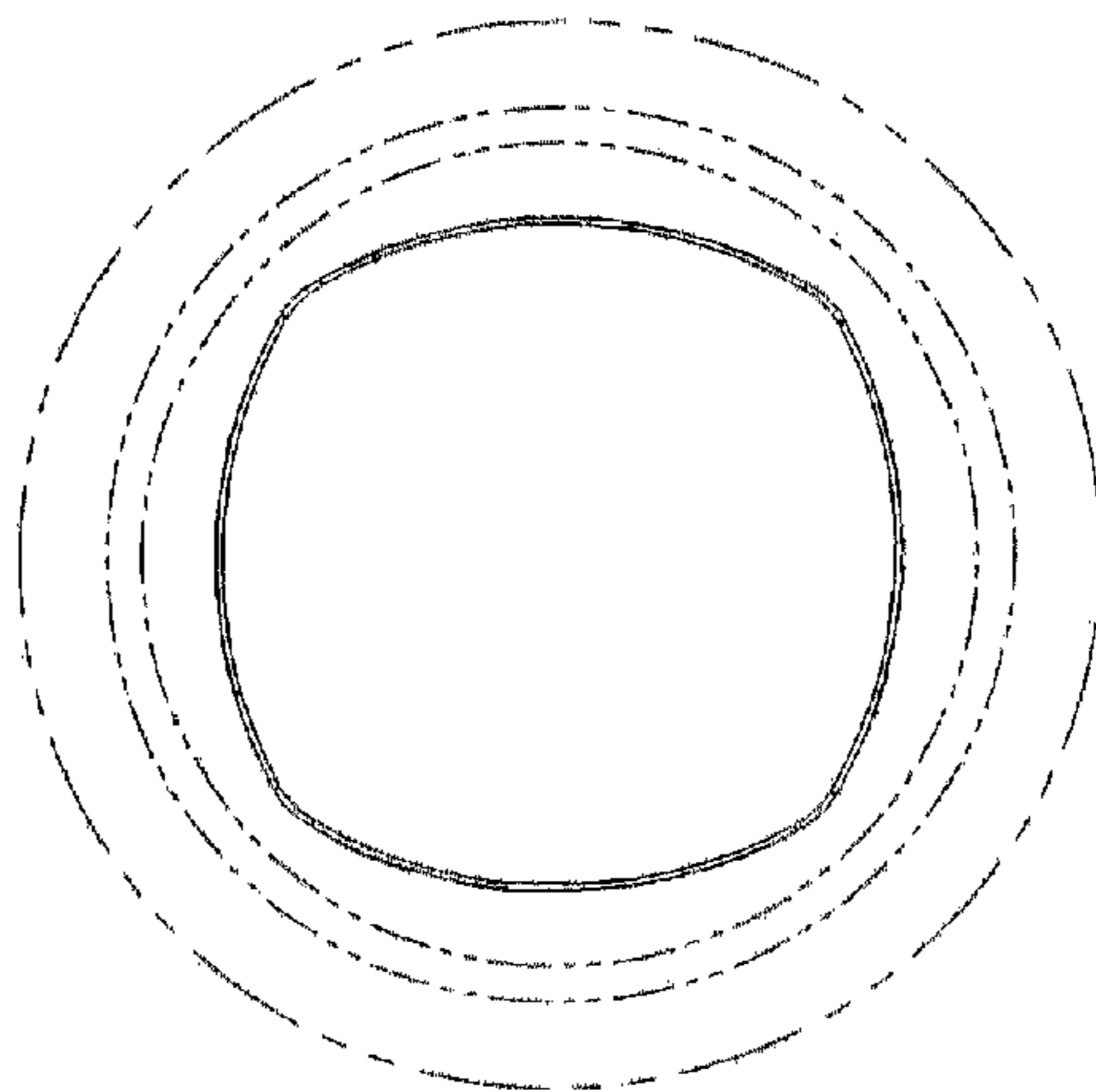


FIG. 2



FIG. 3




FIG. 5