



US00D658730S

(12) **United States Design Patent**  
**Olivo**

(10) **Patent No.:** **US D658,730 S**

(45) **Date of Patent:** **\*\* May 1, 2012**

(54) **COMBINED BAT AND FLAG SUPPORT**

(76) Inventor: **Allen Olivo**, Myrtle Beach, SC (US)

(\*\*) Term: **14 Years**

(21) Appl. No.: **29/370,304**

(22) Filed: **Jun. 28, 2010**

(51) **LOC (9) Cl.** ..... **21-02**

(52) **U.S. Cl.** ..... **D21/725; D11/166**

(58) **Field of Classification Search** ..... **D21/725,**  
**D21/789, 796, 811, 812; 116/173-175;**  
**D11/165-182**

See application file for complete search history.

(56) **References Cited**

**U.S. PATENT DOCUMENTS**

1,886,130	A *	11/1932	Smith	.....	D21/725
3,119,370	A	1/1964	Keats		
5,168,115	A	12/1992	Hogrefe		
D394,686	S *	5/1998	Krzystofczyk	.....	D21/725
D400,976	S *	11/1998	Bloom	.....	D21/725
5,862,773	A	1/1999	Kaufman		
6,155,197	A *	12/2000	Stanley	.....	116/173
D459,382	S	6/2002	Cohen		
6,536,369	B1	3/2003	Bent et al.		
D481,772	S *	11/2003	Narine	.....	D21/725
D525,326	S *	7/2006	Green	.....	D21/725
D525,670	S *	7/2006	Green	.....	D21/725
D598,057	S	8/2009	Garcia		

2001/0034177 A1 10/2001 Hunn  
2006/0154754 A1 7/2006 Castro  
2008/0134421 A1 6/2008 Sheffield et al.

\* cited by examiner

*Primary Examiner* — Mitchell Siegel

(74) *Attorney, Agent, or Firm* — P. Jeff Martin; The Law Firm of P. Jeffery Martin, LLC

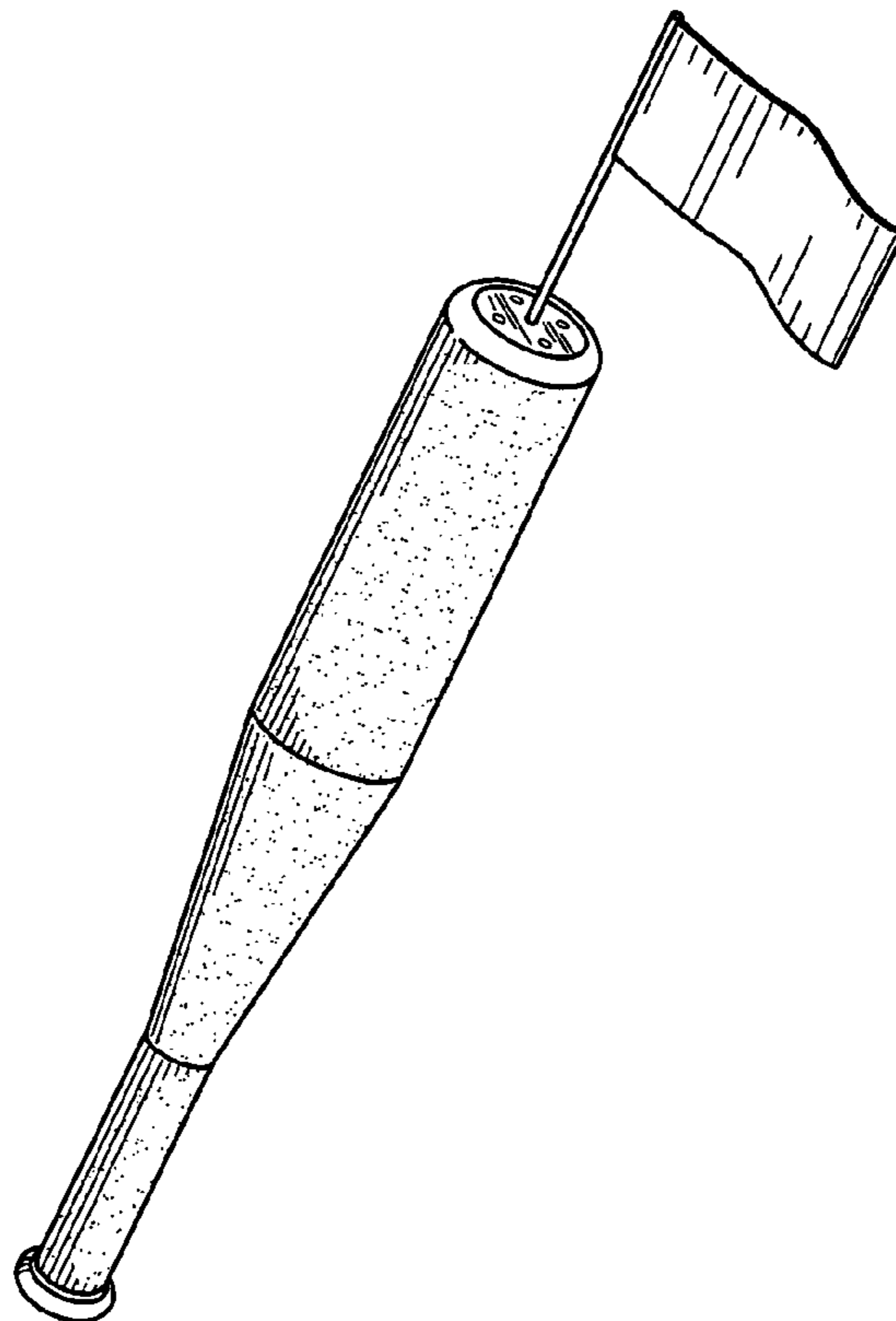
(57) **CLAIM**

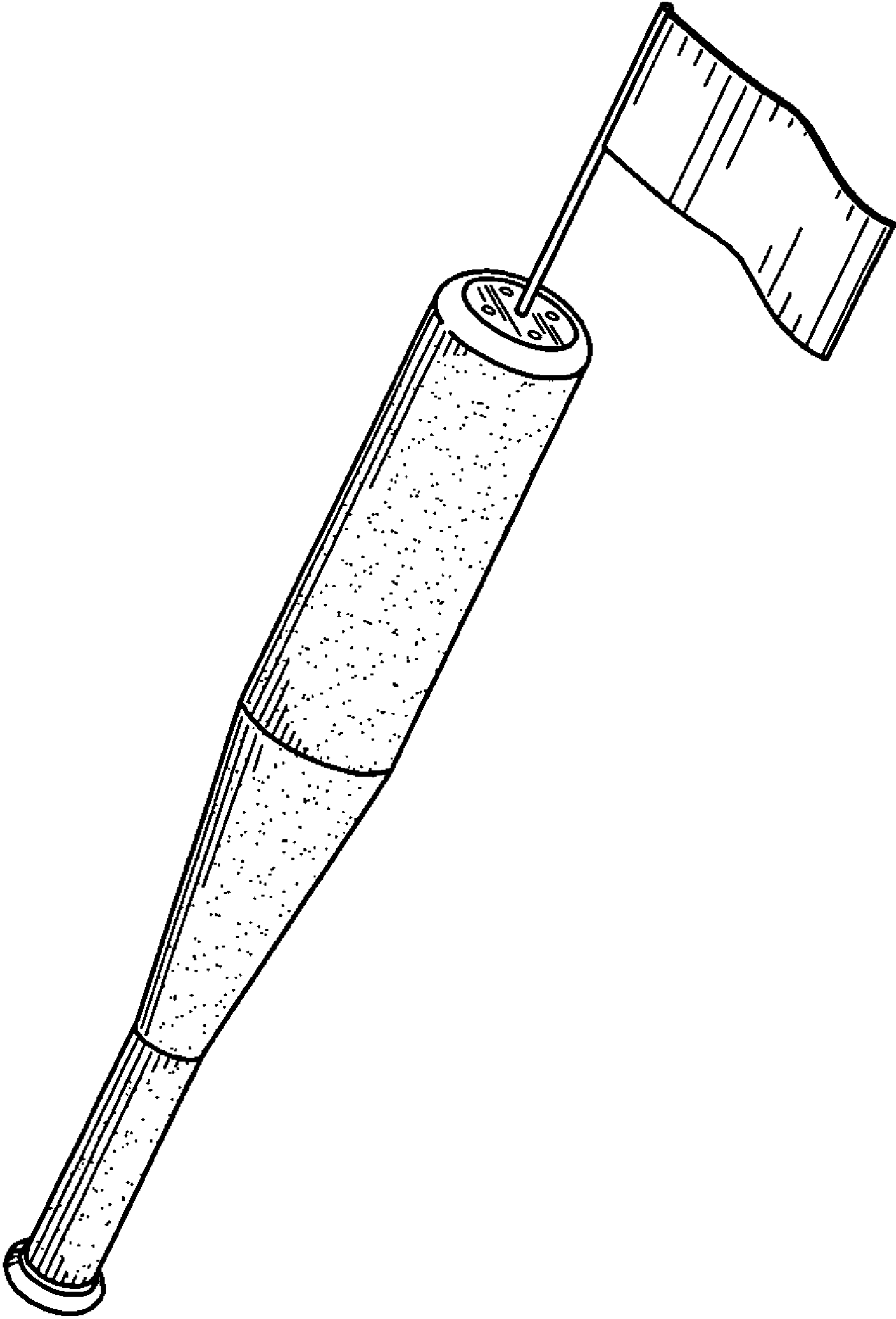
The ornamental design for a combined bat and flag support, as shown and described.

**DESCRIPTION**

FIG. 1 is a front perspective view of a combined bat and flag support showing my new design; FIG. 2 is a right side view of the combined bat and flag support of FIG. 1; FIG. 3 is a left side view of the combined bat and flag support of FIG. 1; FIG. 4 is a front view of the combined bat and flag support of FIG. 1; FIG. 5 is a rear view of the combined bat and flag support of FIG. 1; FIG. 6 is a bottom plan view of the combined bat and flag support of FIG. 1; and, FIG. 7 is a top plan view of the combined bat and flag support of FIG. 1.

**1 Claim, 2 Drawing Sheets**





*FIG. 1*

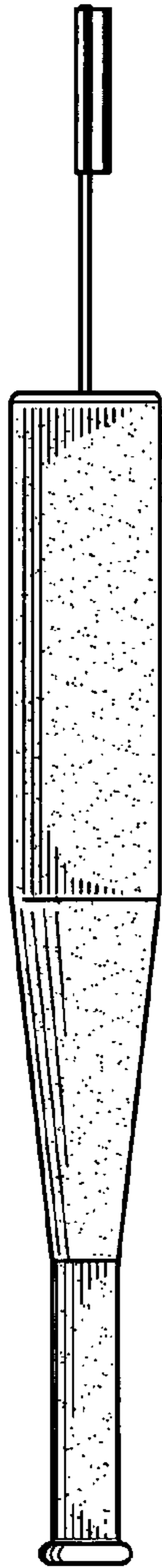


FIG. 2

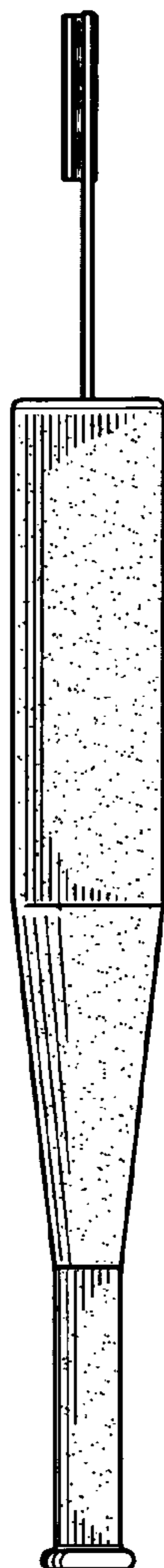


FIG. 3

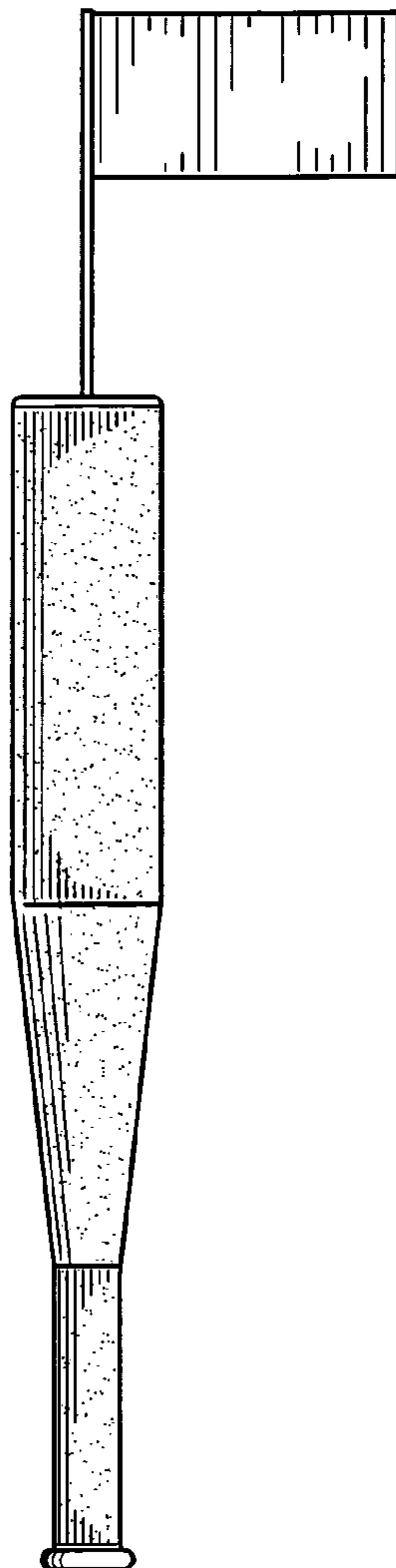


FIG. 4

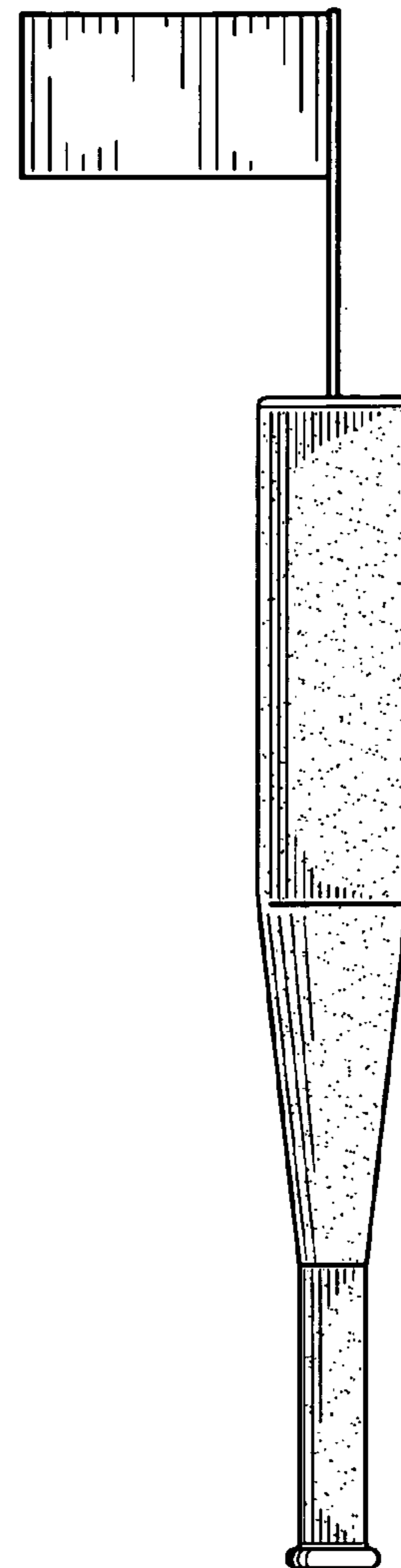


FIG. 5

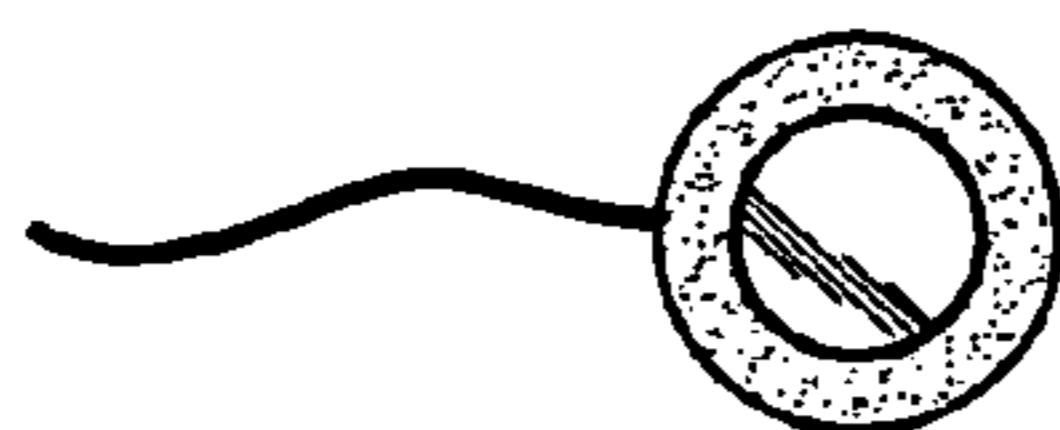


FIG. 6




FIG. 7