



US00D658723S

(12) **United States Design Patent**
Rinpoche

(10) **Patent No.:** **US D658,723 S**

(45) **Date of Patent:** **** May 1, 2012**

- (54) **DIE**
- (76) Inventor: **Wangchen Rinpoche**, Alhambra, CA
(US)
- (**) Term: **14 Years**
- (21) Appl. No.: **29/371,860**
- (22) Filed: **Nov. 3, 2011**

3,608,905	A *	9/1971	Edison	273/146
5,125,660	A *	6/1992	Stahl	273/146
5,169,148	A *	12/1992	Wheeler	273/146
5,224,708	A *	7/1993	Gathman et al.	273/146
D489,418	S *	5/2004	Helton, Sr.	D21/373
7,871,077	B2 *	1/2011	Calvert	273/146
8,074,986	B1 *	12/2011	Gebhart	273/146
2003/0168802	A1 *	9/2003	Hsu et al.	273/146

* cited by examiner

Related U.S. Application Data

- (63) Continuation of application No. 12/318,448, filed on Dec. 30, 2008.
 - (51) **LOC (9) Cl.** **21-03**
 - (52) **U.S. Cl.** **D21/373**
 - (58) **Field of Classification Search** D21/372-373;
273/146
- See application file for complete search history.

Primary Examiner — Sandra Morris
 (74) *Attorney, Agent, or Firm* — Stites & Harbison, PLLC;
 Juan Carlos A. Marquez, Esq

(57) **CLAIM**
 The ornamental design for a die, as shown and described.

DESCRIPTION


FIG. 1 is a front perspective view of a die;
 FIG. 2 is a rear perspective view of the die;
 FIG. 3 is a front plan view of FIG. 1;
 FIG. 4 is a rear plan view of FIG. 1;
 FIG. 5 is a left plan view FIG. 1;
 FIG. 6 is a right plan view FIG. 1;
 FIG. 7 is a top plan view of a FIG. 1; and,
 FIG. 8 is a bottom plan view of FIG. 1.

(56) **References Cited**

U.S. PATENT DOCUMENTS

244,520	A *	7/1881	Bacon	273/146
2,024,541	A *	12/1935	Silkman	273/146
3,467,382	A *	9/1969	Leadley	273/146

1 Claim, 2 Drawing Sheets






FIG. 1




FIG. 2



FIG. 3




FIG. 4

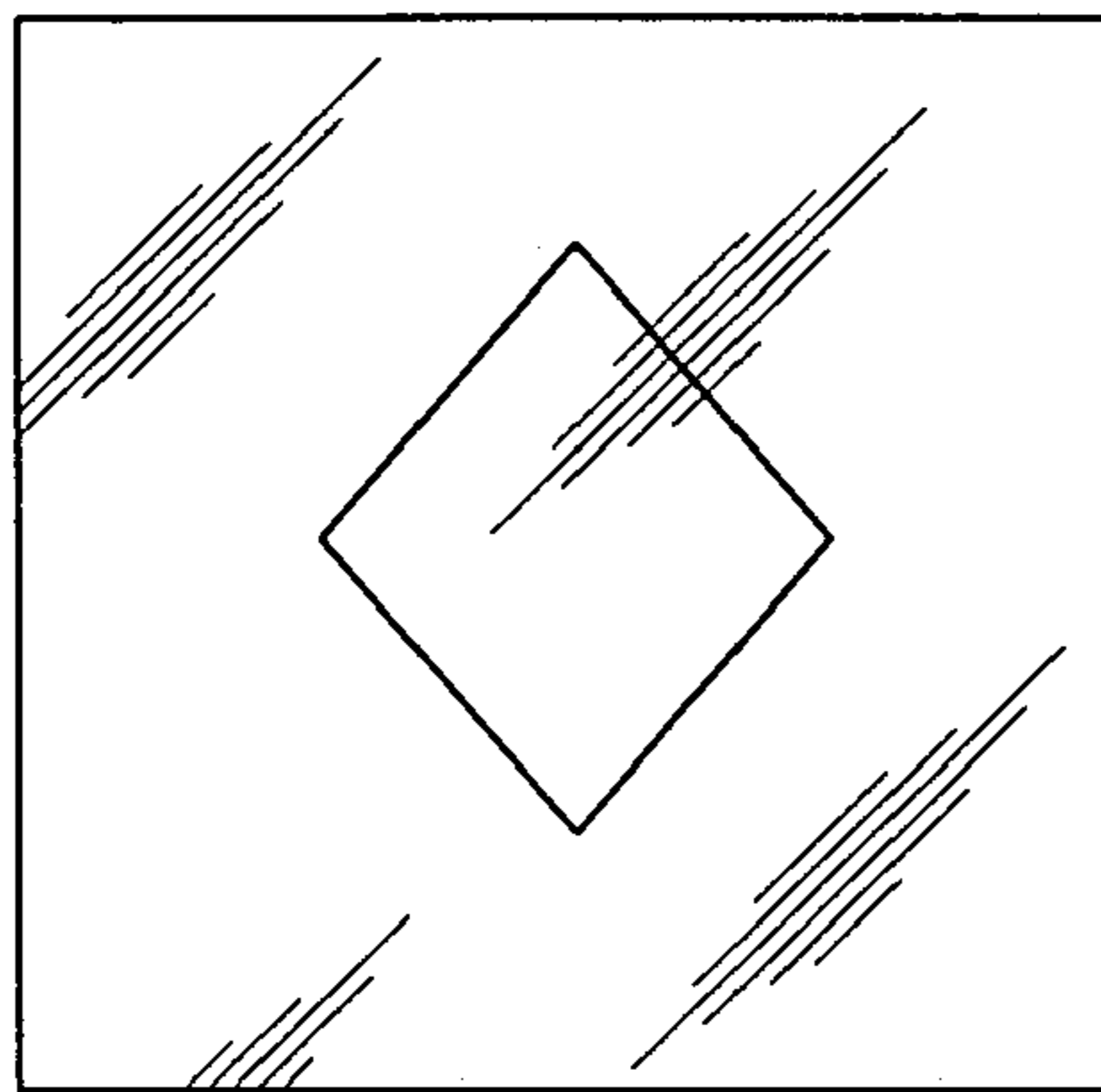


FIG. 5




FIG. 6




FIG. 7




FIG. 8