



US00D658722S

(12) **United States Design Patent**
Lambert et al.

(10) **Patent No.:** **US D658,722 S**
(45) **Date of Patent:** **** May 1, 2012**

(54) **CASINO GAME TABLE**

(74) *Attorney, Agent, or Firm* — Charles A. Wilkinson;
Clinton H. Wilkinson

(76) Inventors: **Kerry J. Lambert**, Breinigsville, PA
(US); **Norman G. Berkowitz**,
Slatington, PA (US)

(57) **CLAIM**
The ornamental design for a casino game table, as shown and
described.

(**) Term: **14 Years**

DESCRIPTION

(21) Appl. No.: **29/387,626**

FIG. 1 is a plan view of the casino game table, of the claimed
invention.

(22) Filed: **Mar. 15, 2011**

FIG. 2 is an enlarged detail view of the center game table
station, shown broken away for ease of illustration;

(51) **LOC (9) Cl.** **21-03**

(52) **U.S. Cl.** **D21/372; D21/397**

FIG. 3 is an enlarged top view of the dice throw box, shown
broken away for ease of illustration;

(58) **Field of Classification Search** D21/354,
D21/369–370, 372, 375, 385, 397; 273/146,
273/274, 292; 463/17, 19, 20, 46–47

FIG. 4 is a perspective view thereof;

See application file for complete search history.

FIG. 5 is a bottom plan view thereof;

FIG. 6 is a front view thereof;

FIG. 7 is a rear view thereof;

FIG. 8 is a right side view thereof;

FIG. 9 is a left side view thereof;

(56) **References Cited**

U.S. PATENT DOCUMENTS

5,275,416	A *	1/1994	Schorr et al.	273/292
5,350,175	A *	9/1994	DiLullo et al.	273/146
D374,040	S *	9/1996	Klaric	D21/372
D579,056	S *	10/2008	Murphy et al.	D21/369

* cited by examiner

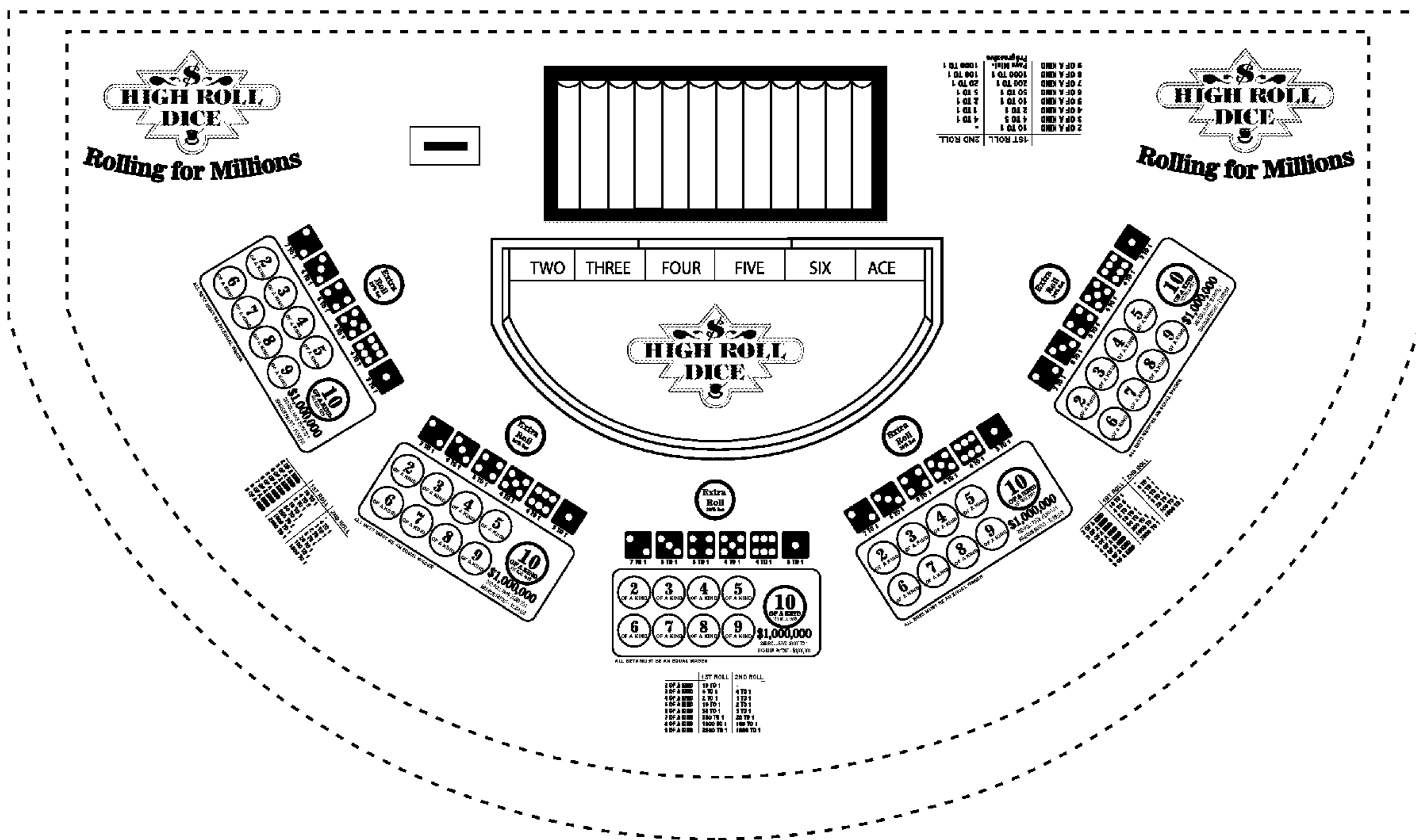
FIG. 10 is a top plan view of a second embodiment of the
casino game table thereof; and,

FIG. 11 is an enlarged detail view of the center game table
station, shown broken away for ease of illustration.

Material shown in broken lines illustrates variable environ-
mental material, and is not part of the claimed design.

Primary Examiner — Sandra Morris

1 Claim, 6 Drawing Sheets



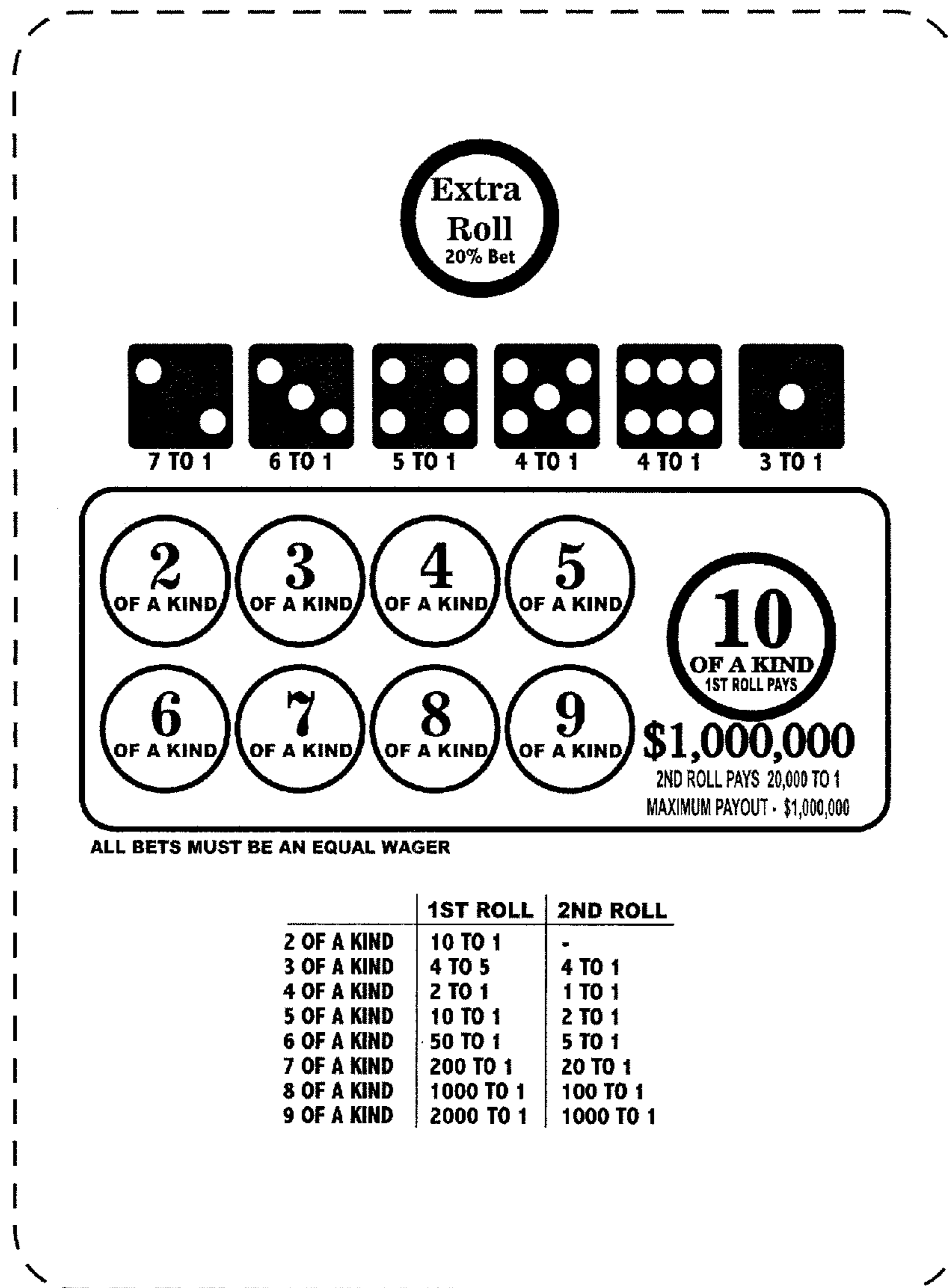


Fig. 2




Fig. 3

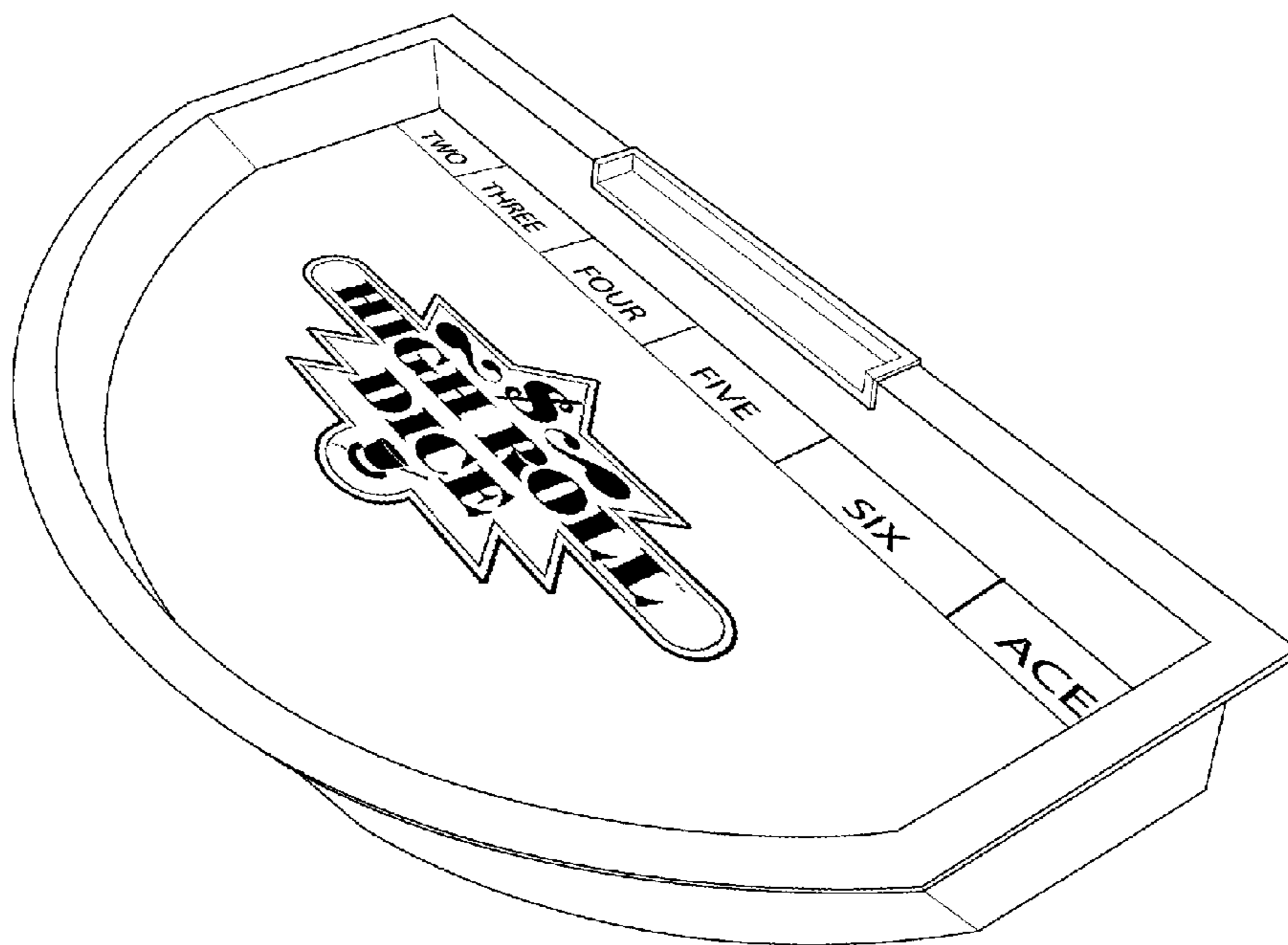


Fig. 4




Fig. 5



Fig. 6




Fig. 7

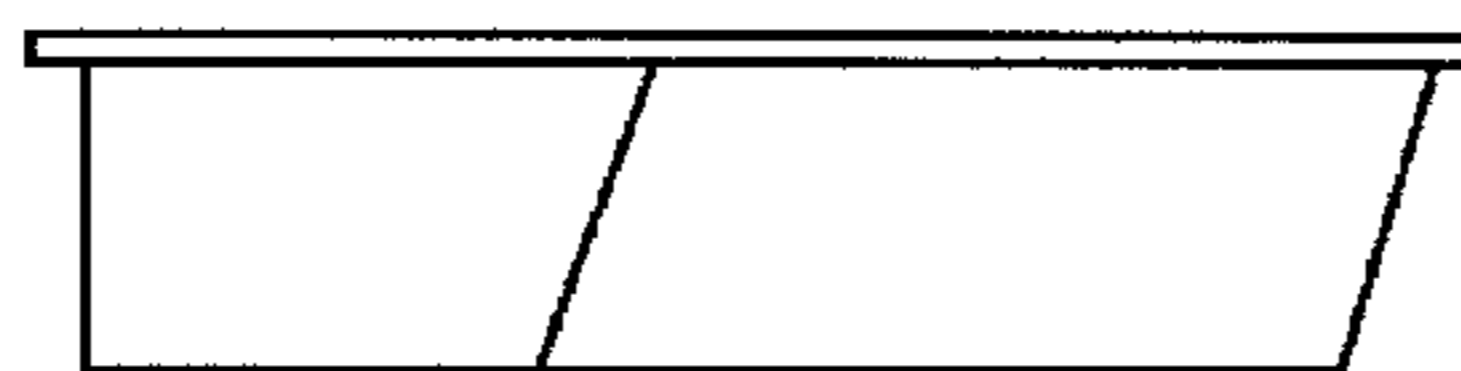


Fig. 8

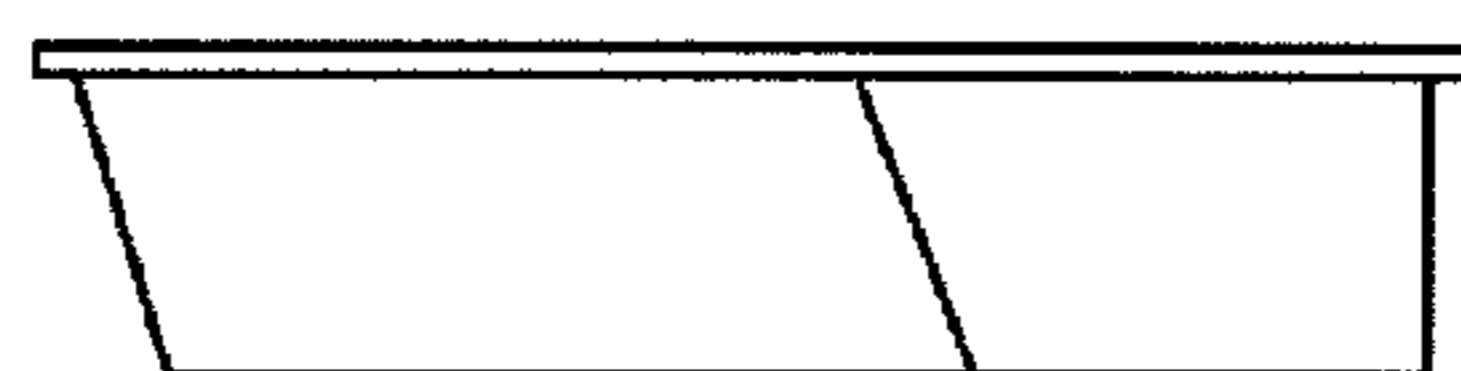


Fig. 9

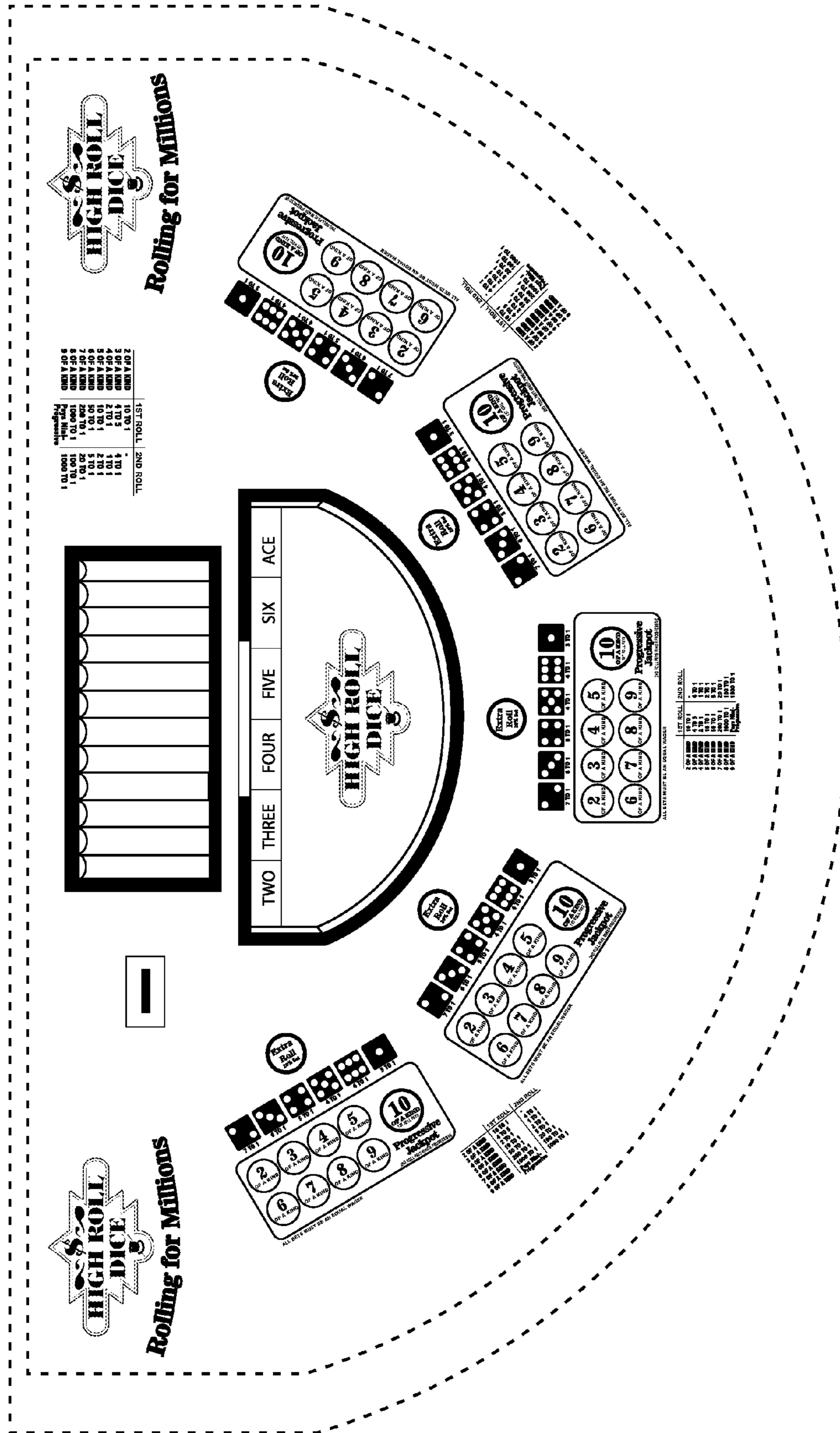


Fig. 10

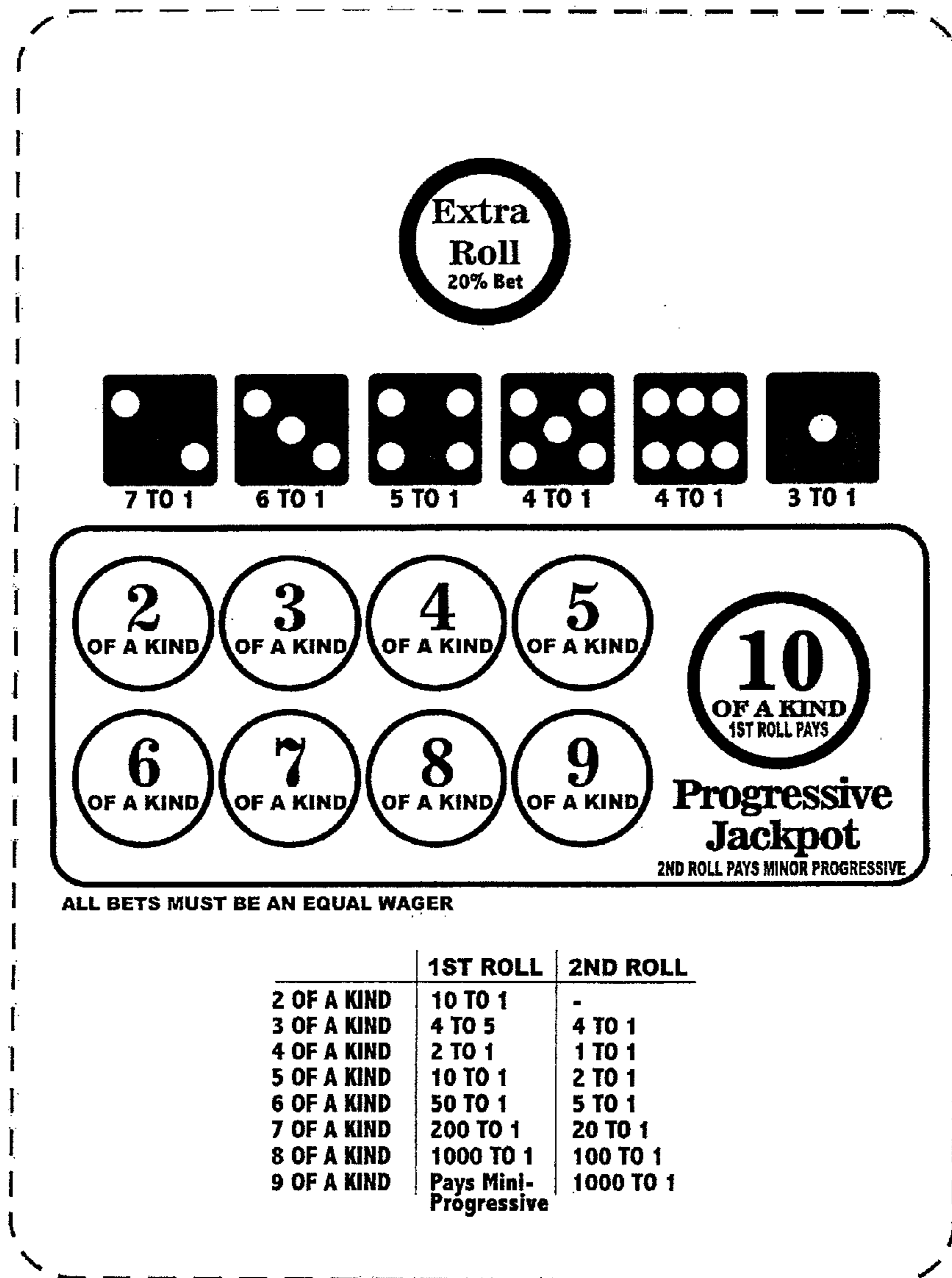


Fig. 11

UNITED STATES PATENT AND TRADEMARK OFFICE
CERTIFICATE OF CORRECTION

PATENT NO. : D658,722 S
APPLICATION NO. : 29/387626
DATED : May 1, 2012
INVENTOR(S) : Lambert et al.

Page 1 of 1

It is certified that error appears in the above-identified patent and that said Letters Patent is hereby corrected as shown below:

On the title page:

Item (73) Assignee: should read, Markman Holdings, Inc.
139 E. Warm Springs RD
Las Vegas, Nevada 89119

Signed and Sealed this
Fifth Day of June, 2012

A handwritten signature in black ink that reads "David J. Kappos". The signature is written in a cursive, slightly slanted style.

David J. Kappos
Director of the United States Patent and Trademark Office