



US00D658717S

(12) **United States Design Patent**
Parizek et al.

(10) **Patent No.:** **US D658,717 S**

(45) **Date of Patent:** **** *May 1, 2012**

(54) **BANNER STAND**

(75) Inventors: **Scott Parizek**, Lakeville, MN (US); **Ian Taylor**, Inver Grove Heights, MN (US)

(73) Assignee: **Skyline Displays, Inc.**, Eagan, MN (US)

(*) Notice: This patent is subject to a terminal disclaimer.

(**) Term: **14 Years**

(21) Appl. No.: **29/334,134**

(22) Filed: **Mar. 20, 2009**

(51) **LOC (9) Cl.** **20-03**

(52) **U.S. Cl.** **D20/10**

(58) **Field of Classification Search** D20/10, D20/11, 19, 22, 27, 29, 35, 37, 39-43, 99; 40/1, 124.01-124.09, 124.11-124.19, 124.191, 40/446, 514, 538-542, 553, 559, 563, 564, 40/570, 574, 577, 581, 584, 594, 600, 601, 40/602.12, 603-605, 606.01, 607.4, 610, 40/611.01, 617, 624; D6/332; D10/104, D10/109; 248/166; 359/461; 362/812

See application file for complete search history.

(56) **References Cited**

U.S. PATENT DOCUMENTS

638,434	A *	12/1899	Woodman	40/624
4,288,937	A	9/1981	Virsen	
4,700,498	A *	10/1987	Perutz et al.	40/603
D391,298	S *	2/1998	Johnson et al.	D20/10
5,798,861	A *	8/1998	Doat	359/461
6,370,803	B1 *	4/2002	Burquest	40/607.04
D458,463	S *	6/2002	Citterio	D6/332
D468,362	S *	1/2003	Zarelius	D20/99
6,571,496	B2 *	6/2003	Zarelius	40/514

6,598,840	B1 *	7/2003	Siegl	248/166
6,643,966	B2 *	11/2003	Schmitt	40/610
6,718,669	B1	4/2004	Hayes	
D525,794	S *	8/2006	Ball et al.	D6/332
7,237,350	B1 *	7/2007	Zarelius	40/610
7,337,567	B2 *	3/2008	Fritsche et al.	40/603
D576,683	S *	9/2008	Frey	D20/10
D578,574	S *	10/2008	Lundgren	D20/99
D598,501	S *	8/2009	Merner et al.	D20/43
D608,830	S *	1/2010	Taylor et al.	D20/10
D608,831	S *	1/2010	Taylor et al.	D20/10
D611,102	S *	3/2010	Taylor et al.	D20/10
7,676,971	B2 *	3/2010	White et al.	40/606.12

(Continued)

FOREIGN PATENT DOCUMENTS

KR 20-0249128 Y1 10/2001

OTHER PUBLICATIONS

U.S. Appl. No. 29/346,215, filed Oct. 28, 2009, Inventors: Gimpel et al.

(Continued)

Primary Examiner — Mary Ann Calabrese

(74) *Attorney, Agent, or Firm* — Patterson Thunte Christensen Pedersen, P.A.

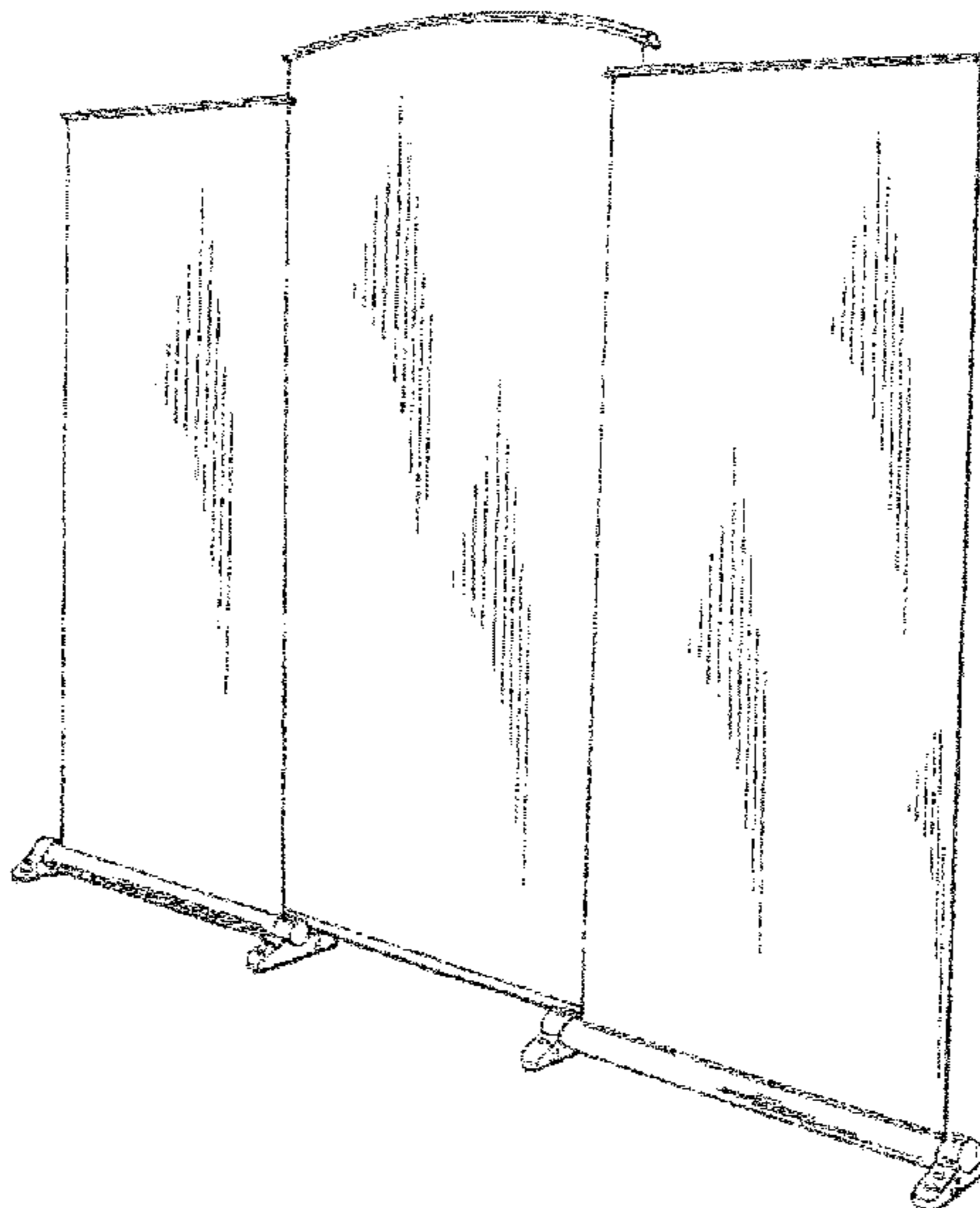
(57) **CLAIM**

We claim the ornamental design for banner stand, as shown.

DESCRIPTION

FIG. 1 is a front-side perspective view of the invention arranged suitably as a backwall. The perspective view from the adjacent front corner being a mirror image thereto; and, FIG. 2 is a rear-side perspective view of FIG. 1. The perspective view from the adjacent rear corner being a mirror image thereto.

1 Claim, 2 Drawing Sheets



US D658,717 S

Page 2

U.S. PATENT DOCUMENTS

D613,798 S * 4/2010 Taylor et al. D20/10
D616,034 S * 5/2010 Carlsson et al. D20/43
D616,944 S * 6/2010 Taylor et al. D20/10
D620,529 S * 7/2010 Taylor et al. D20/10
D620,530 S * 7/2010 Taylor et al. D20/10
2002/0050083 A1* 5/2002 Zarelius 40/514
2002/0121034 A1* 9/2002 Schmitt 40/604
2005/0081413 A1 4/2005 Ko
2005/0166430 A1* 8/2005 Zarelius 40/600
2006/0216686 A1 9/2006 McComb
2007/0257170 A1 11/2007 Whittemore
2008/0005945 A1* 1/2008 Fritsche et al. 40/603
2009/0056184 A1* 3/2009 Fritsche et al. 40/604

2010/0050489 A1* 3/2010 Merner et al. 40/604
2010/0139135 A1* 6/2010 Taylor et al. 40/541
2010/0146832 A1* 6/2010 Gimpel et al. 40/604

OTHER PUBLICATIONS

U.S. Appl. No. 29/346,216, filed Oct. 28, 2009, Inventors: Dixon Gimpel et al.
U.S. Appl. No. 29/346,217, filed Oct. 28, 2009, Inventors: Dixon Gimpel et al.
U.S. Appl. No. 12/691,486, filed Jan. 21, 2010, Inventors: Scott Parizek et al.
U.S. Appl. No. 12/607,920, filed Oct. 28, 2009, Inventor: Gimpel.

* cited by examiner

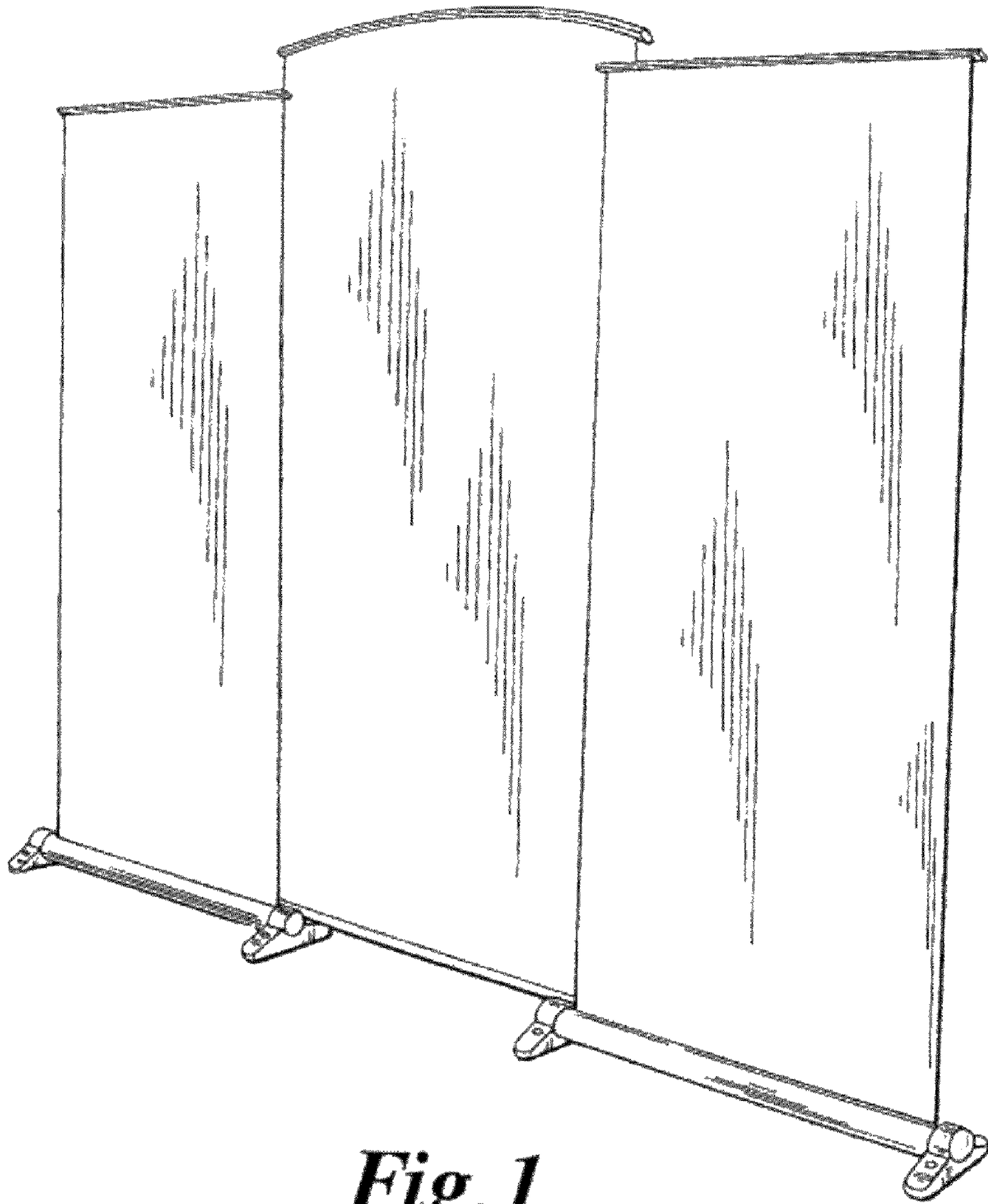


Fig. 1.

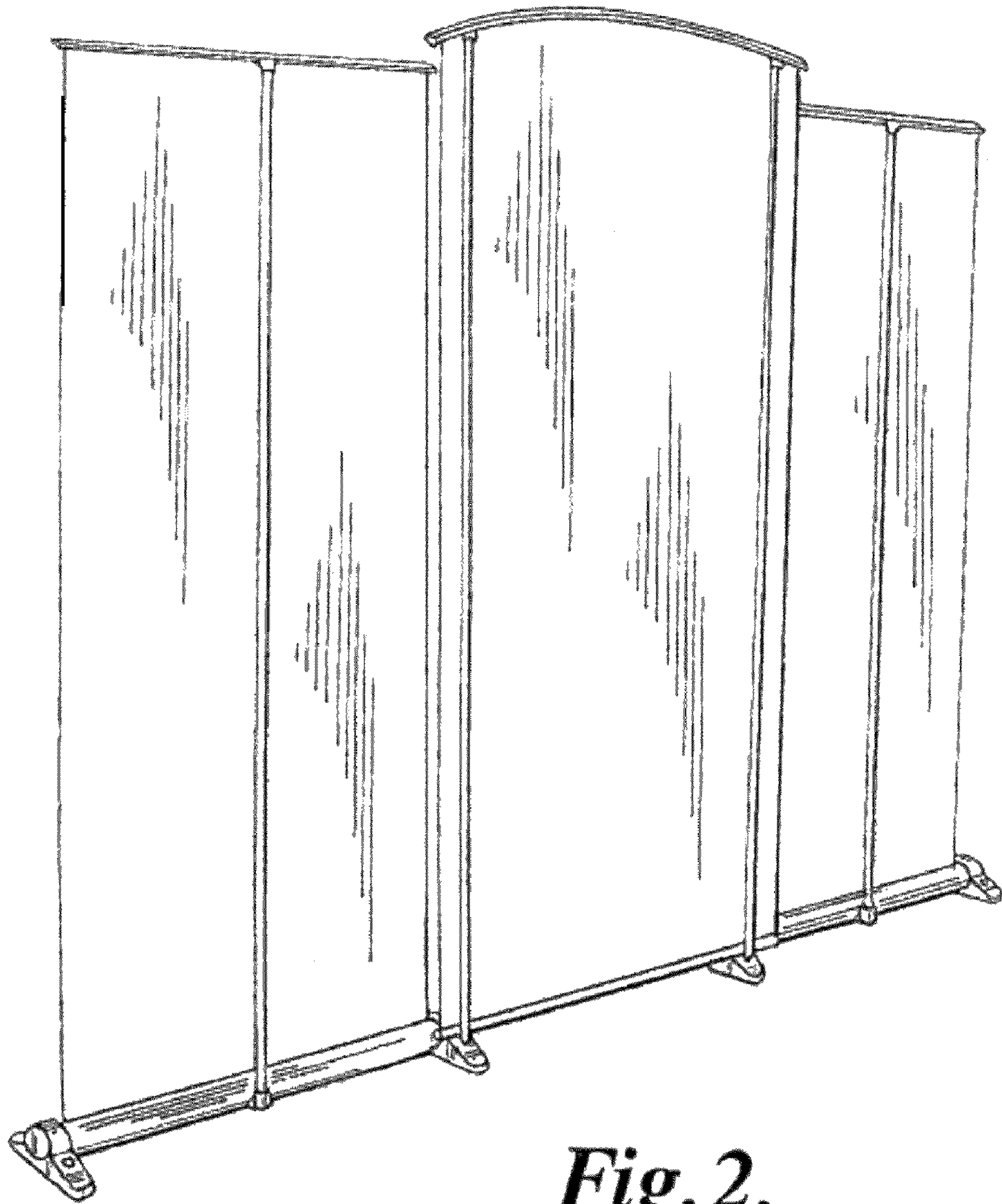


Fig. 2.