



US00D658705S

(12) **United States Design Patent**  
**Anderl**

(10) **Patent No.:** **US D658,705 S**

(45) **Date of Patent:** **\*\* May 1, 2012**

(54) **SPECTACLES**

(75) **Inventor:** **Ralph Anderl, Berlin (DE)**

(73) **Assignee:** **IC! Berlin Brillen GmbH (DE)**

(\*\*) **Term:** **14 Years**

(21) **Appl. No.:** **29/387,997**

(22) **Filed:** **Mar. 22, 2011**

(30) **Foreign Application Priority Data**

Sep. 22, 2010 (DE) ..... 40 2010 005 323

(51) **LOC (9) Cl.** ..... **16-06**

(52) **U.S. Cl.** ..... **D16/326**

(58) **Field of Classification Search** ..... D16/101,  
D16/300-342, 900; D29/109-110; D24/110.2;  
351/41, 44, 51-52, 62, 158, 92, 103-123,  
351/140, 153, 45-46; 2/426-432, 447-449,  
2/441, 434-437, 13, 15; D21/483, 659-661  
See application file for complete search history.

(56) **References Cited**

**U.S. PATENT DOCUMENTS**

D427,622 S *	7/2000	Conway	.....	D16/326
D534,573 S *	1/2007	Mage	.....	D16/326
D545,348 S *	6/2007	Chen et al.	.....	D16/326
D568,368 S *	5/2008	Hofmann	.....	D16/326
D568,919 S *	5/2008	Corcagnani	.....	D16/326

D568,920 S *	5/2008	Anderl	.....	D16/326
D568,921 S *	5/2008	Anderl	.....	D16/326
D568,922 S *	5/2008	Anderl	.....	D16/326
D572,747 S *	7/2008	Baden et al.	.....	D16/326
D598,041 S *	8/2009	Corcagnani	.....	D16/335
D599,838 S *	9/2009	Rohrbach	.....	D16/326
D602,976 S *	10/2009	Corcagnani	.....	D16/315
D610,604 S *	2/2010	Thixton	.....	D16/326
D617,368 S *	6/2010	Corcagnani	.....	D16/335
D630,674 S *	1/2011	Markovitz	.....	D16/326

\* cited by examiner

*Primary Examiner* — Raphael Barkai

(74) *Attorney, Agent, or Firm* — Grossman, Tucker, Perreault & Pflieger, PLLC

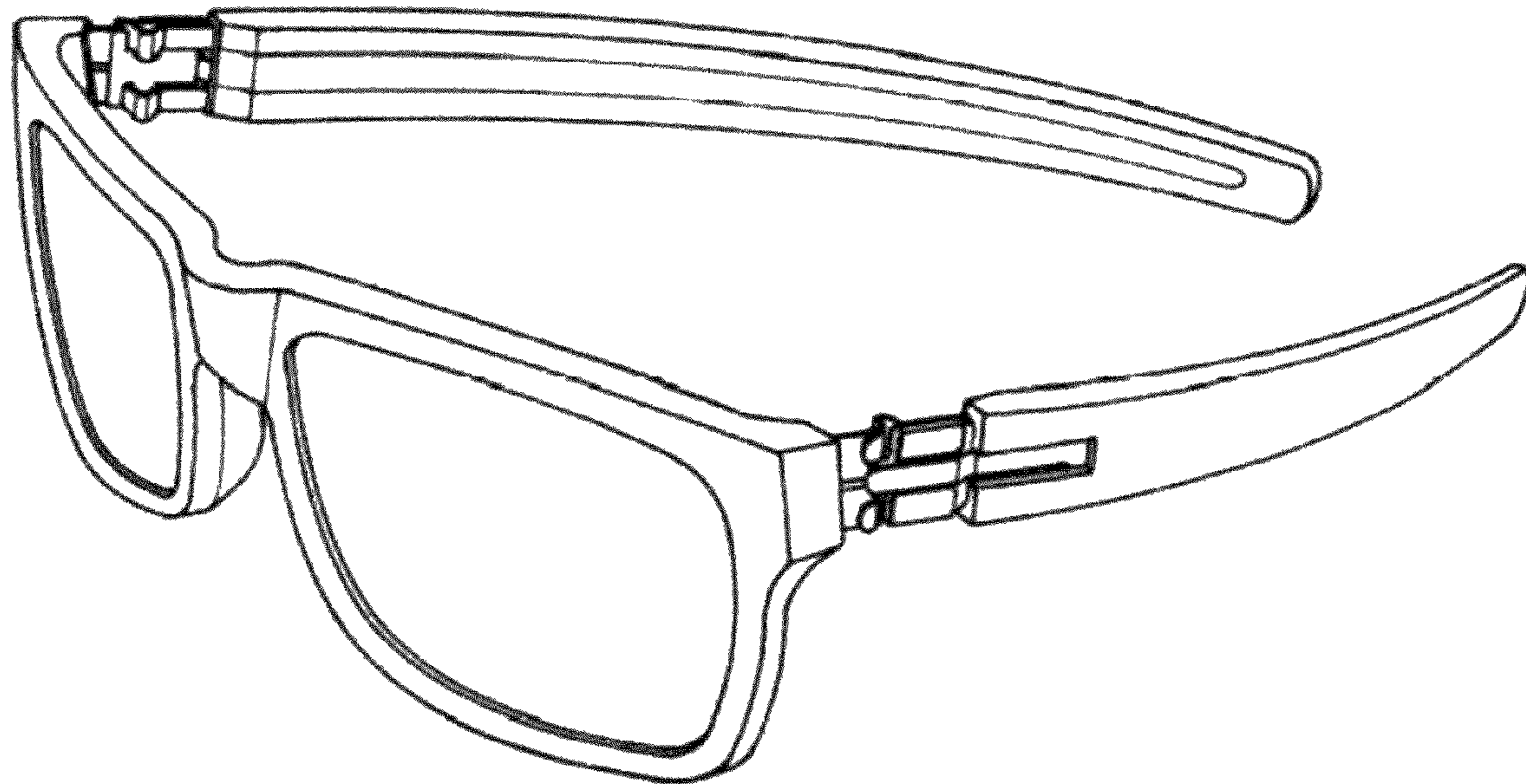
(57) **CLAIM**

The ornamental design for the spectacles, as shown and described.

**DESCRIPTION**

FIG. 1 is a perspective view of the spectacles of the present invention;  
FIG. 2 is a front perspective view of the spectacles of FIG. 1;  
FIG. 3 is a rear perspective view of the spectacles of FIG. 1;  
FIG. 4 is a right side perspective view of the spectacles of FIG. 1;  
FIG. 5 is a left side perspective view of the spectacles of FIG. 1;  
FIG. 6 is a top view of the spectacles of FIG. 1; and,  
FIG. 7 is a bottom view of the spectacles of FIG. 1.

**1 Claim, 5 Drawing Sheets**



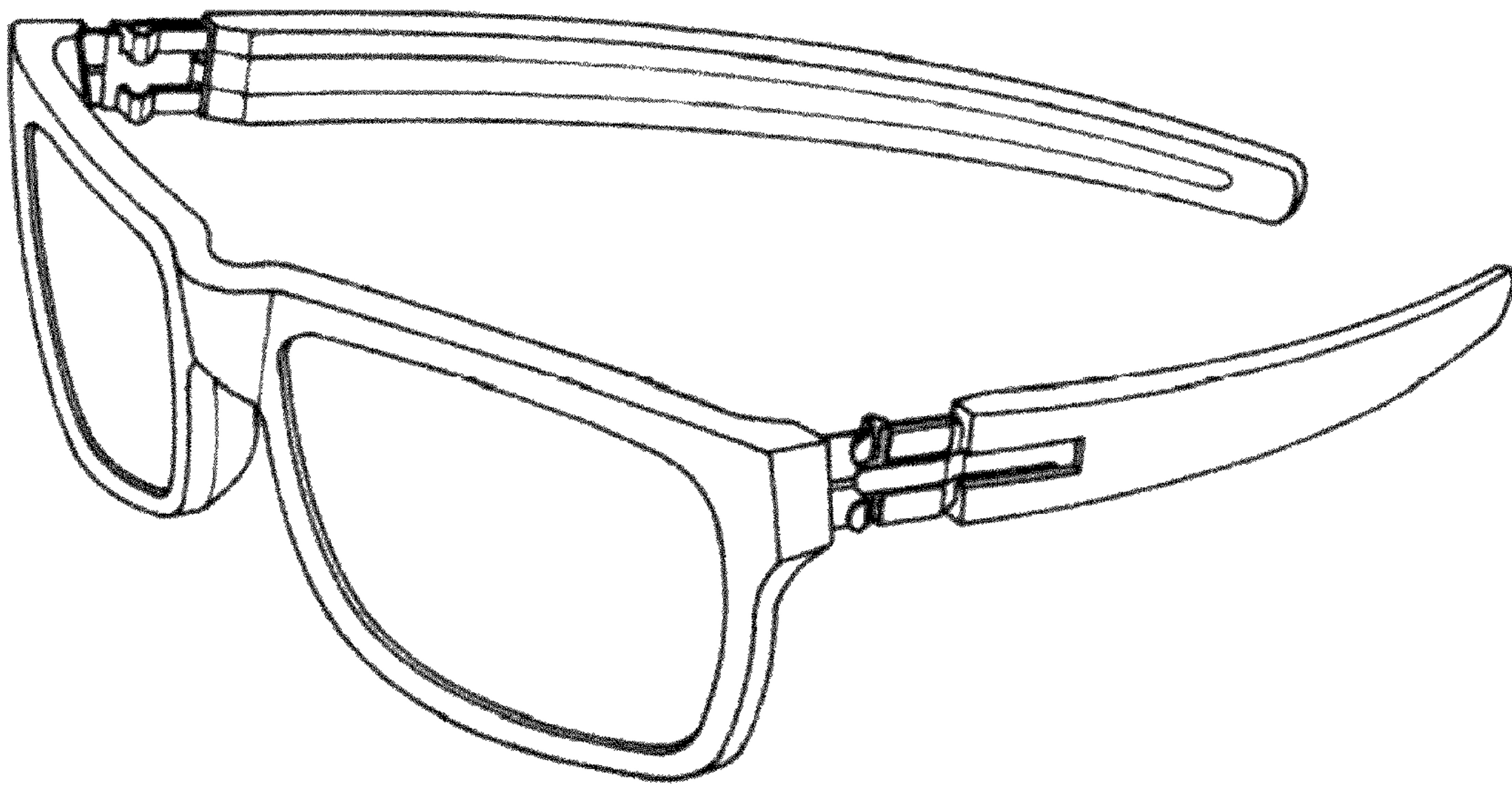


FIG. 1



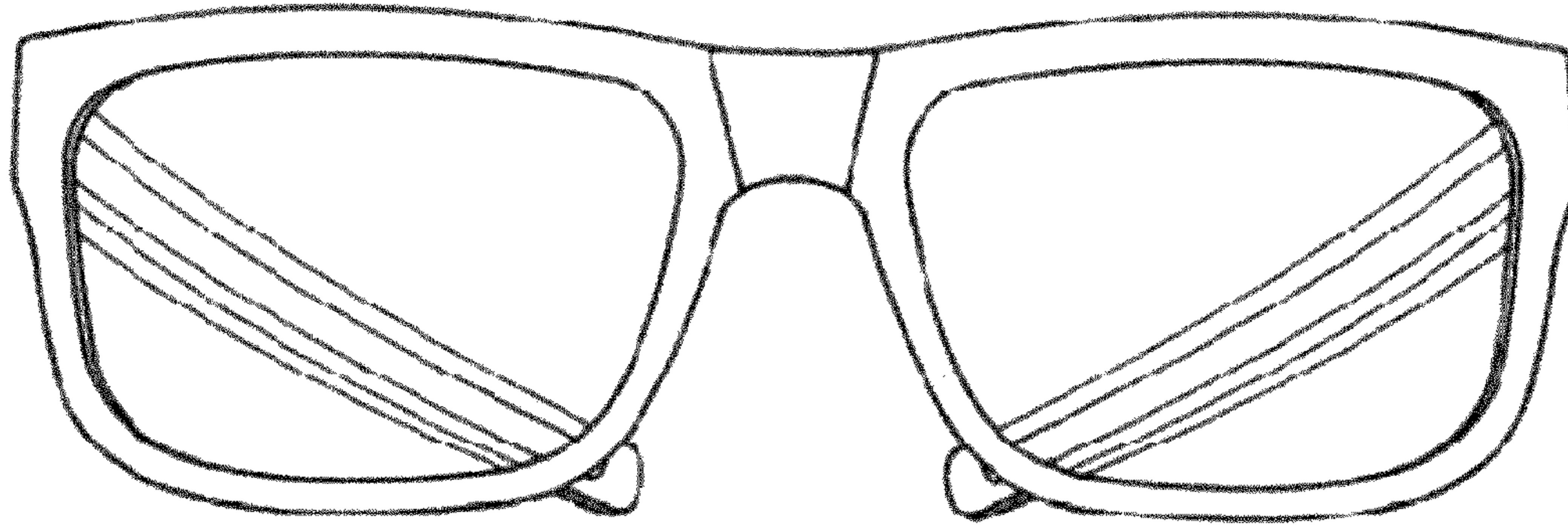


FIG. 2

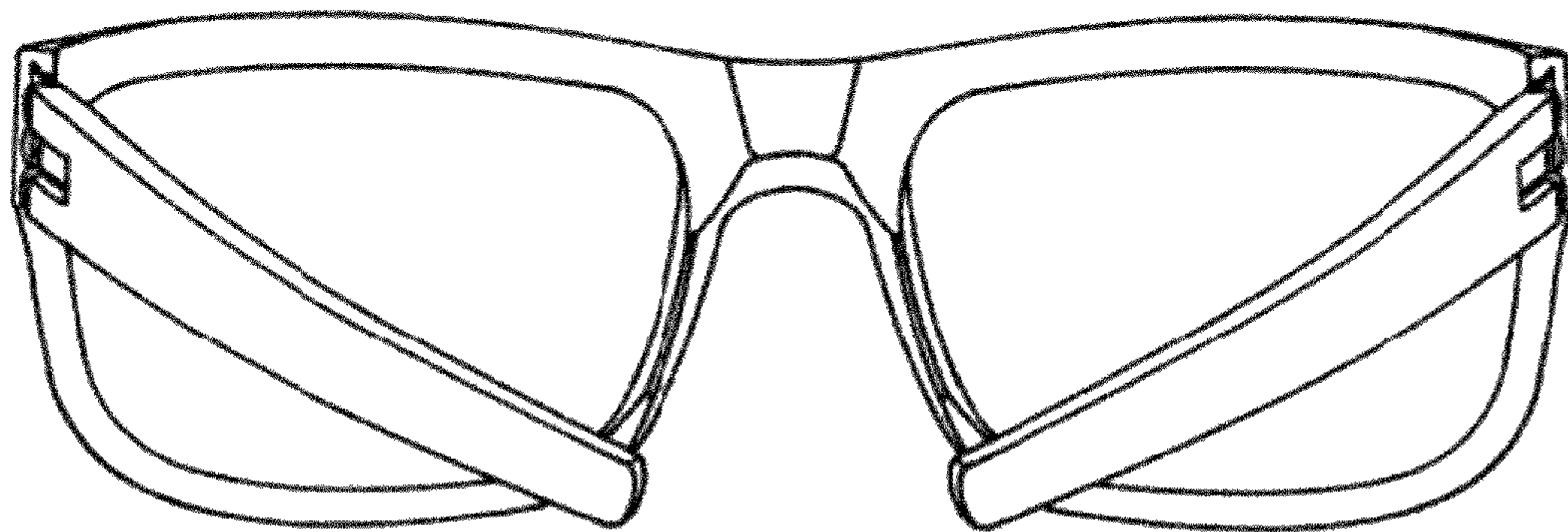


FIG. 3

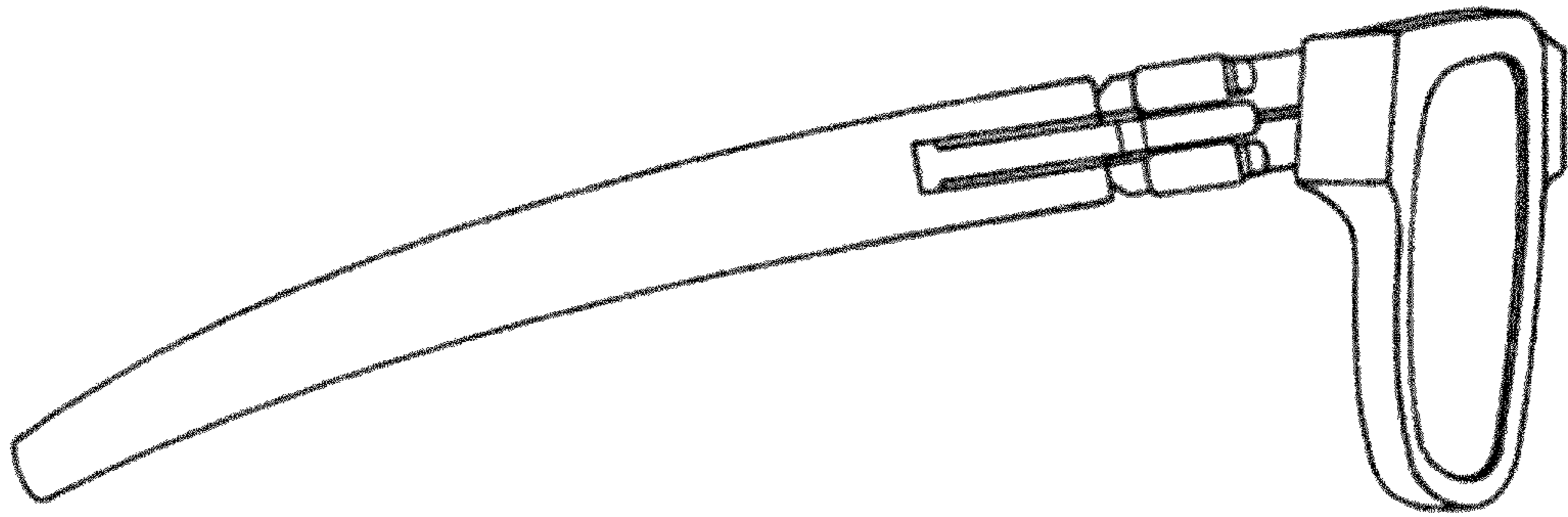


FIG. 4

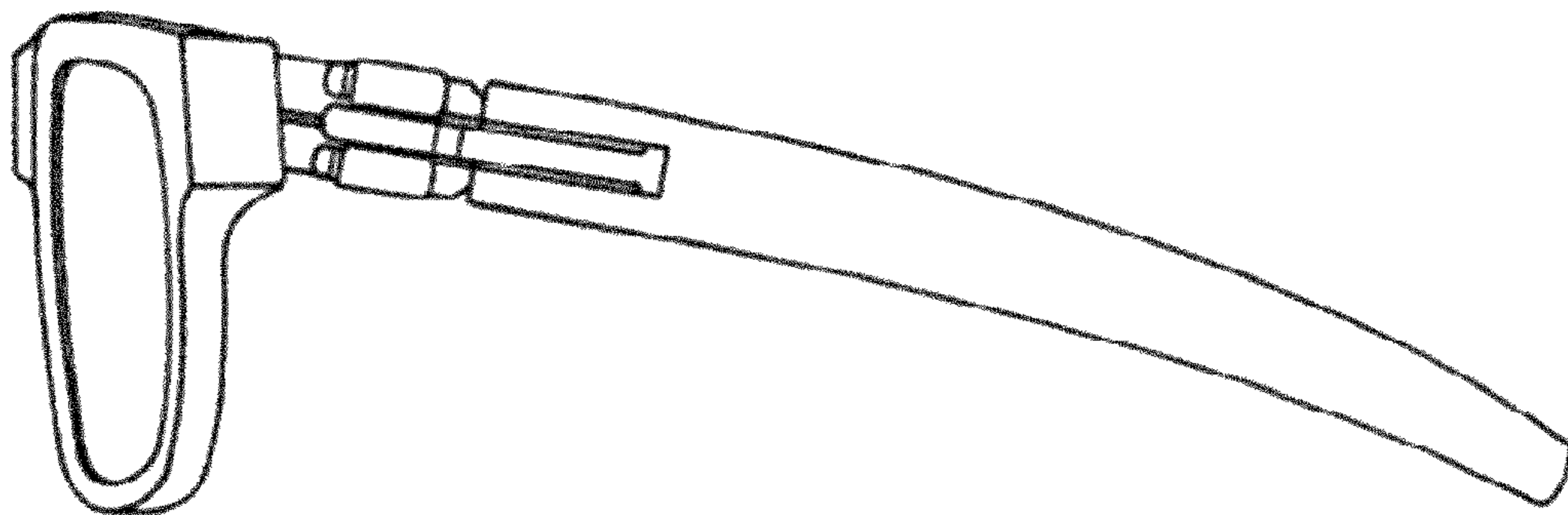


FIG. 5

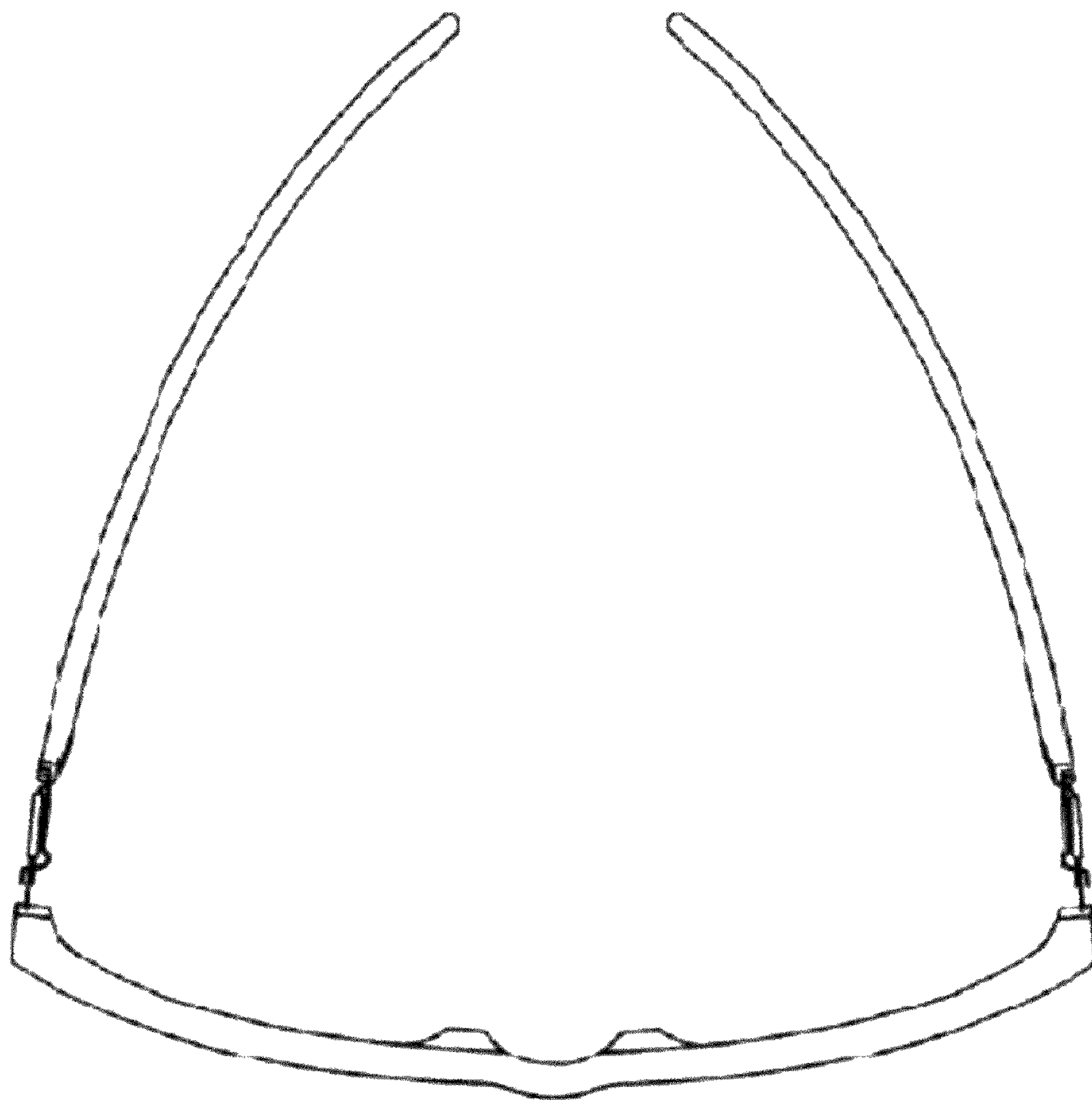


FIG. 6

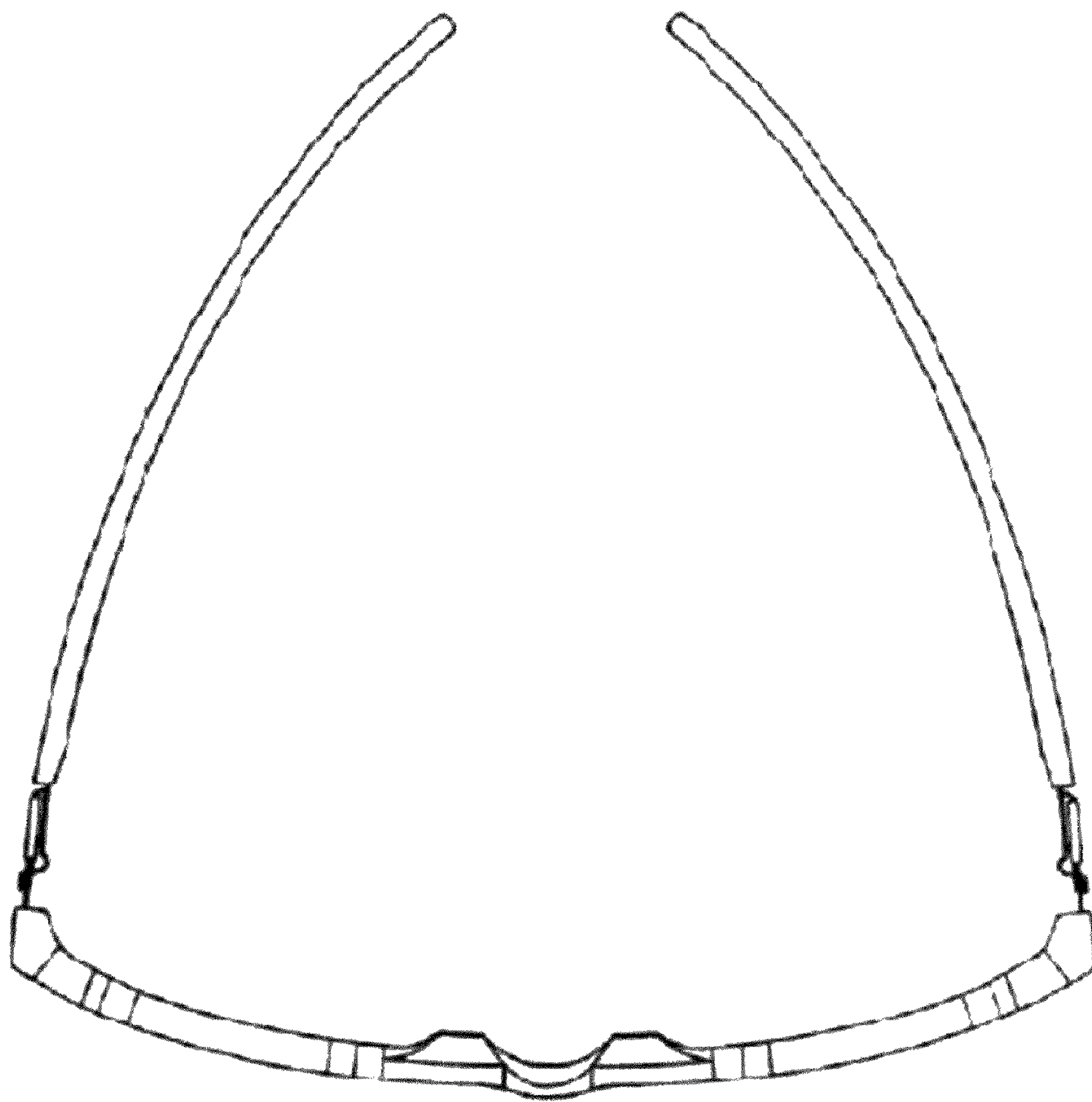


FIG. 7