



US00D658698S

(12) **United States Design Patent**  
**Jim**

(10) **Patent No.:** **US D658,698 S**

(45) **Date of Patent:** **\*\* May 1, 2012**

(54) **OVAL LED MAGNIFIER**

(76) Inventor: **Shiu-fai Jim**, Hong Kong (CN)

(\*\*) Term: **14 Years**

(21) Appl. No.: **29/370,024**

(22) Filed: **May 27, 2010**

(51) **LOC (9) Cl.** ..... **16-06**

(52) **U.S. Cl.** ..... **D16/135**

(58) **Field of Classification Search** ..... D16/130,  
D16/134, 135; 359/802, 803, 807, 808, 809,  
359/810, 811, 813, 817; D21/330, 483; D10/30,  
D10/62; 206/823, 581; 220/345.4; D28/64.3,  
D28/77, 82; 362/109; D26/8, 37

See application file for complete search history.

(56) **References Cited**

**U.S. PATENT DOCUMENTS**

D196,452 S *	10/1963	Burlin et al.	.....	D16/135
D269,184 S *	5/1983	Tweedie	.....	D16/135
D367,487 S *	2/1996	Segan	.....	D16/135
D394,272 S *	5/1998	Hon	.....	D16/135
5,754,349 A *	5/1998	Hon	.....	359/813
D416,927 S *	11/1999	Jim	.....	D16/135
D530,353 S *	10/2006	Jarosinski et al.	.....	D16/135

D553,273 S *	10/2007	Jim	.....	D26/37
D572,284 S *	7/2008	Kit	.....	D16/135
D580,466 S *	11/2008	Pola	.....	D16/135
D594,496 S *	6/2009	Jim	.....	D16/135
D597,114 S *	7/2009	Yip et al.	.....	D16/135
D613,782 S *	4/2010	Lager	.....	D16/135

\* cited by examiner

*Primary Examiner* — Paula Greene

(74) *Attorney, Agent, or Firm* — Sonya C. Harris; Invention Services Gaff Myer IPS

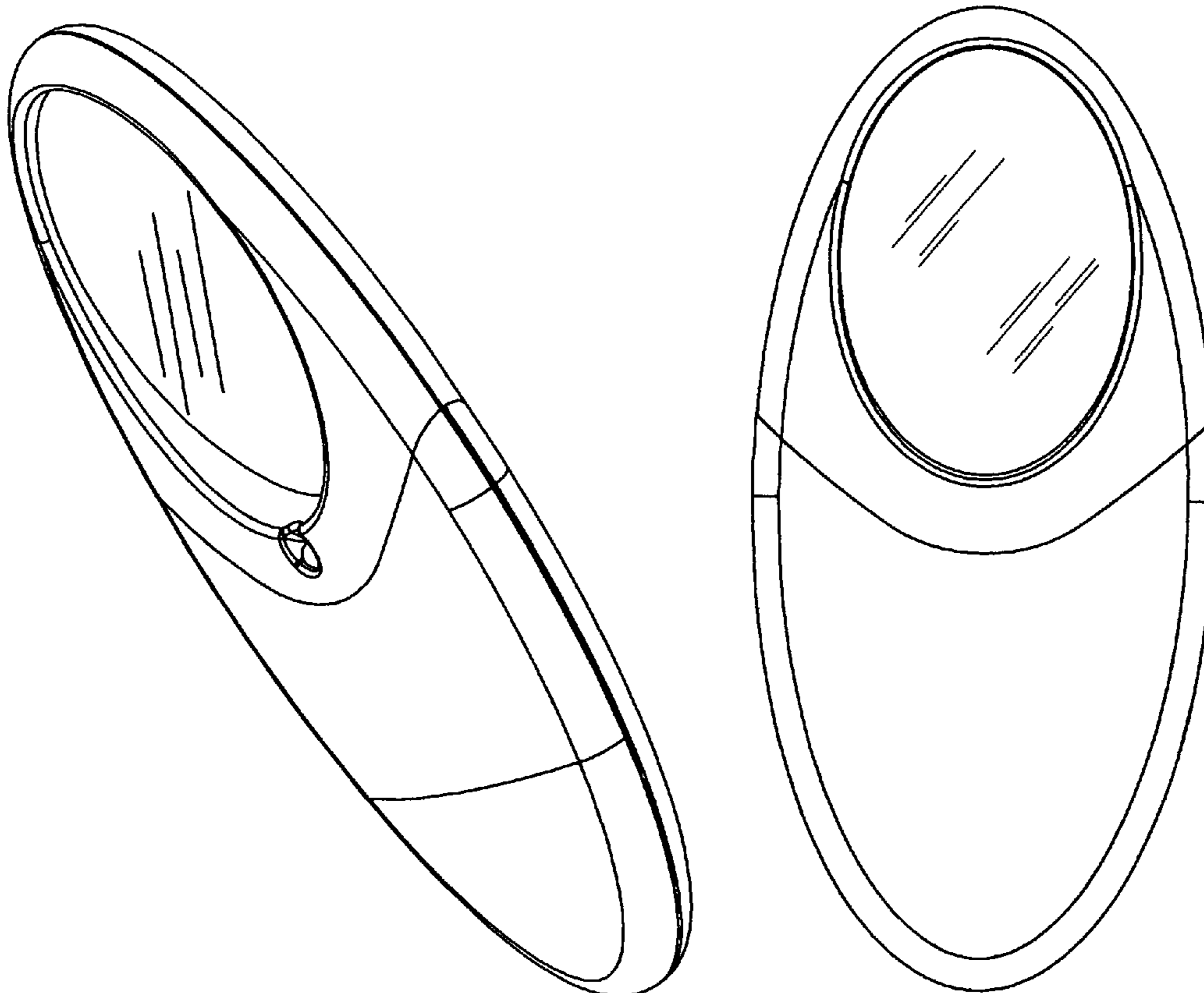
(57) **CLAIM**

The ornamental design for an oval LED magnifier, as shown and described.

**DESCRIPTION**

FIG. 1 is a front perspective view of an oval led magnifier showing my new design;  
FIG. 2 is a front elevational view of my design;  
FIG. 3 is a rear perspective view of my design;  
FIG. 4 is a rear elevational view of my design;  
FIG. 5 is a right side elevational view of my design, the left side elevational view is a mirror image of the right side;  
FIG. 6 is a top plan view of my design; and,  
FIG. 7 is a bottom plan view of my design.

**1 Claim, 4 Drawing Sheets**



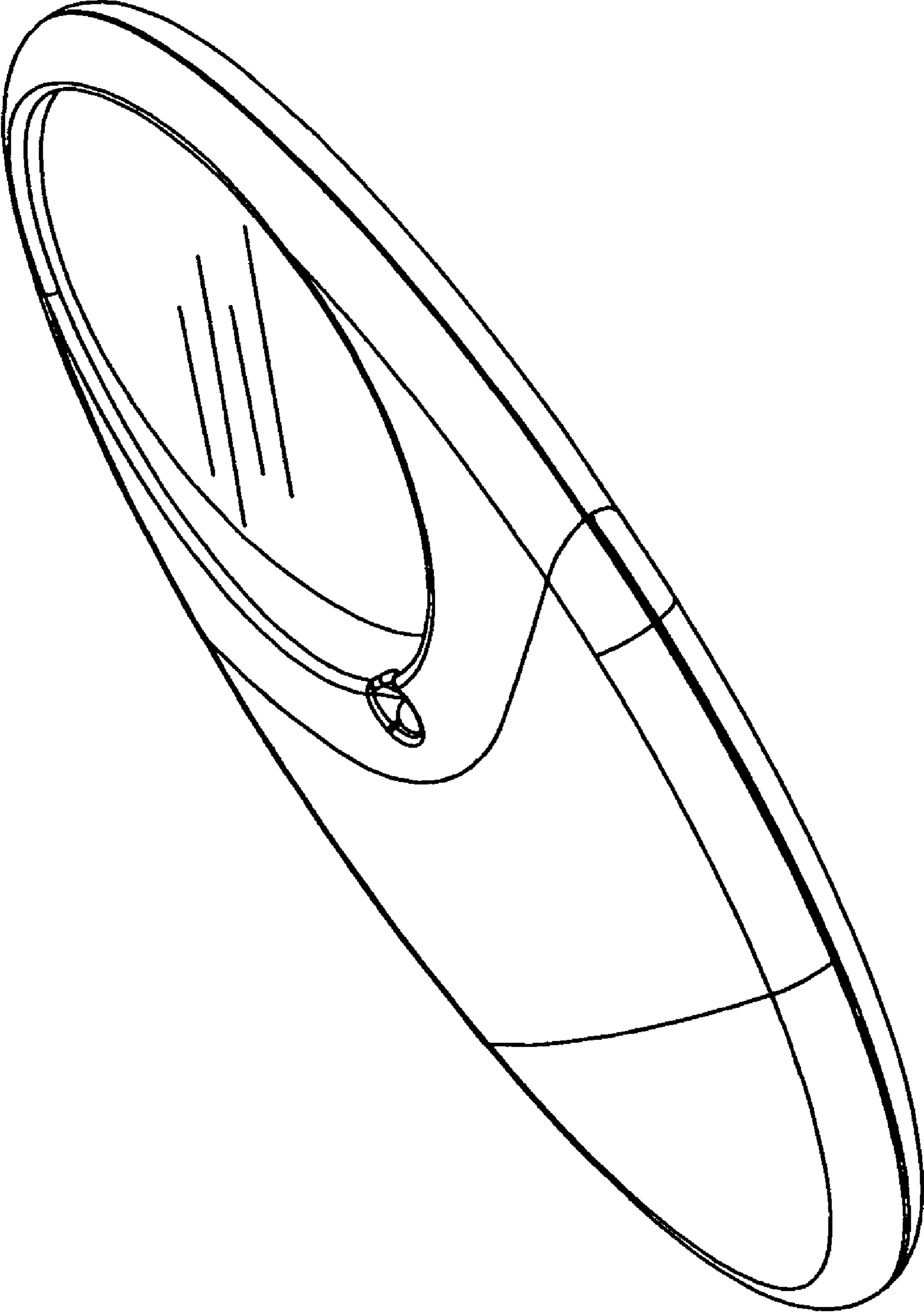


FIG. 1

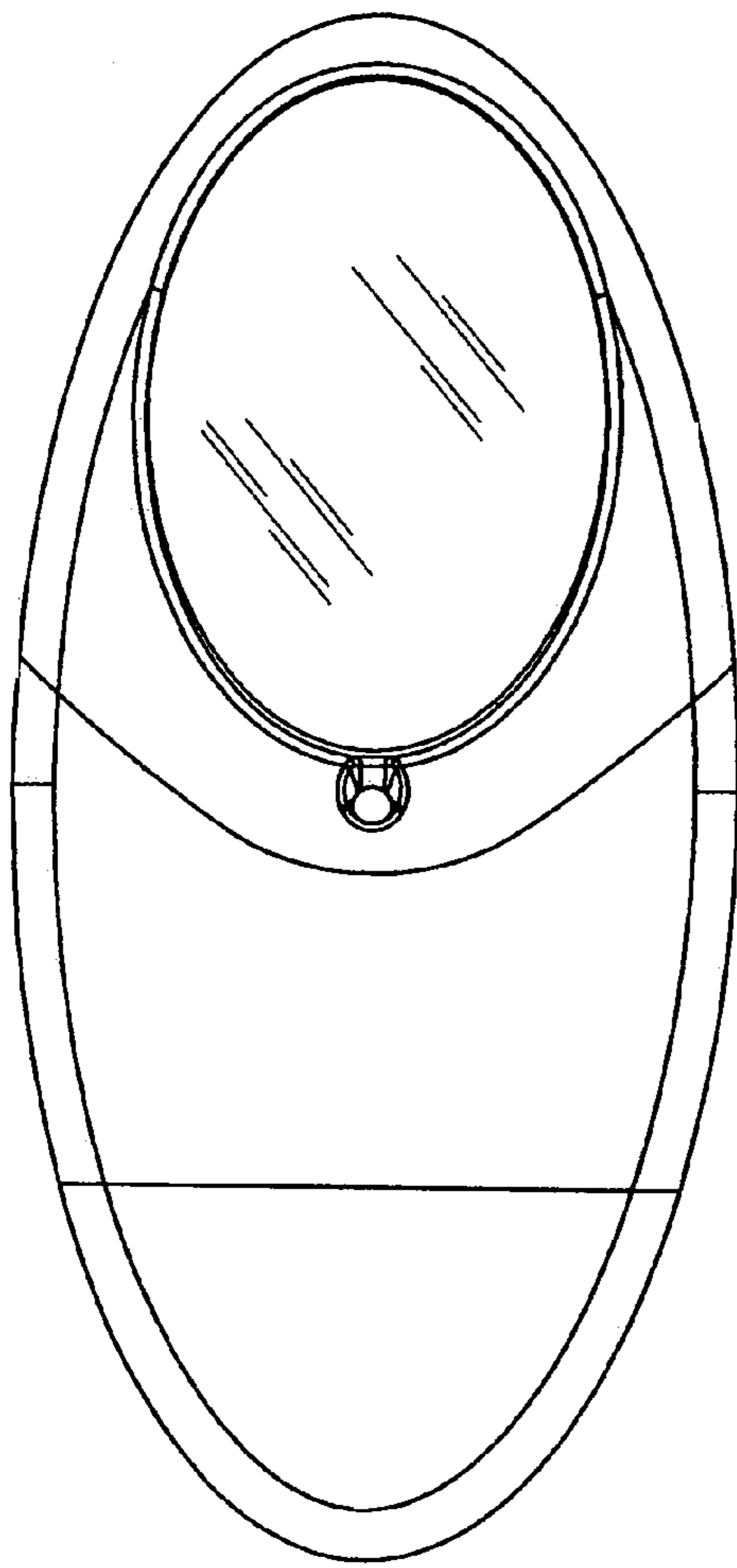


FIG. 2

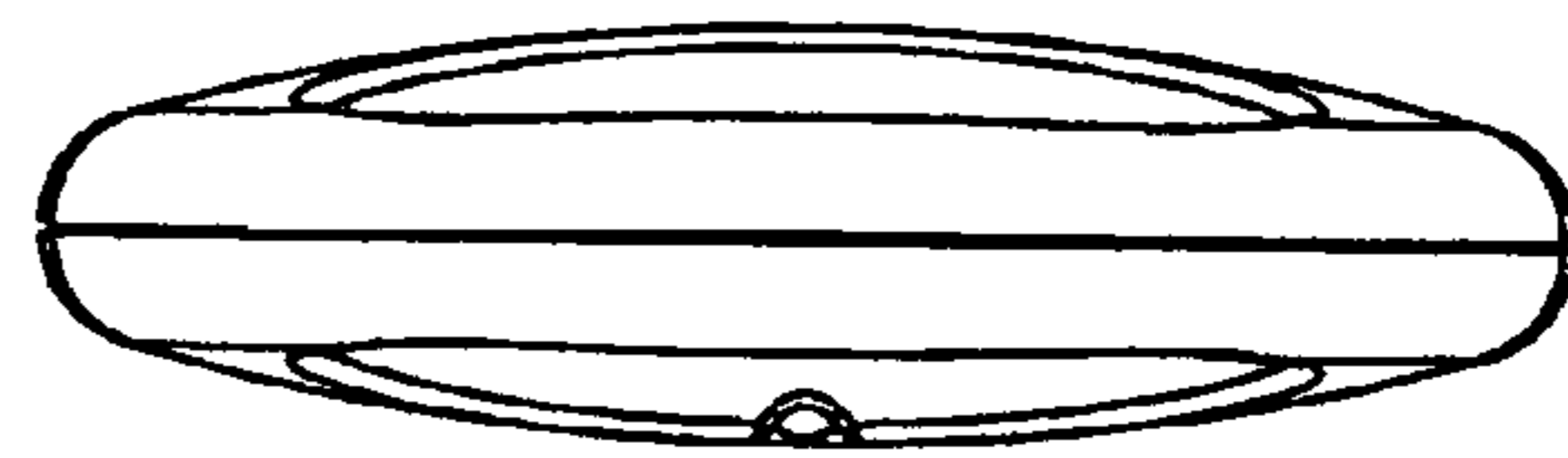


FIG. 6




FIG. 7

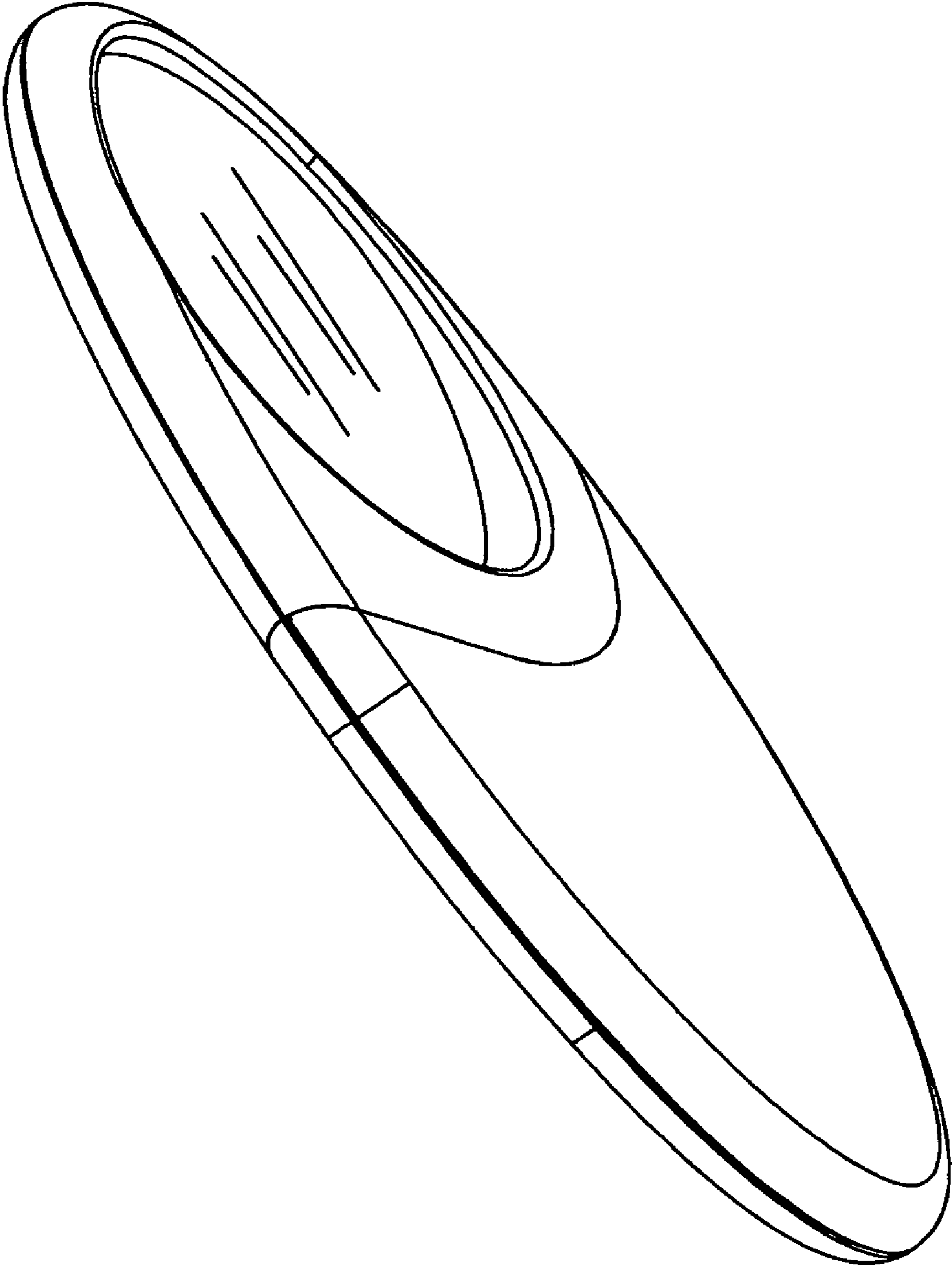


FIG. 3

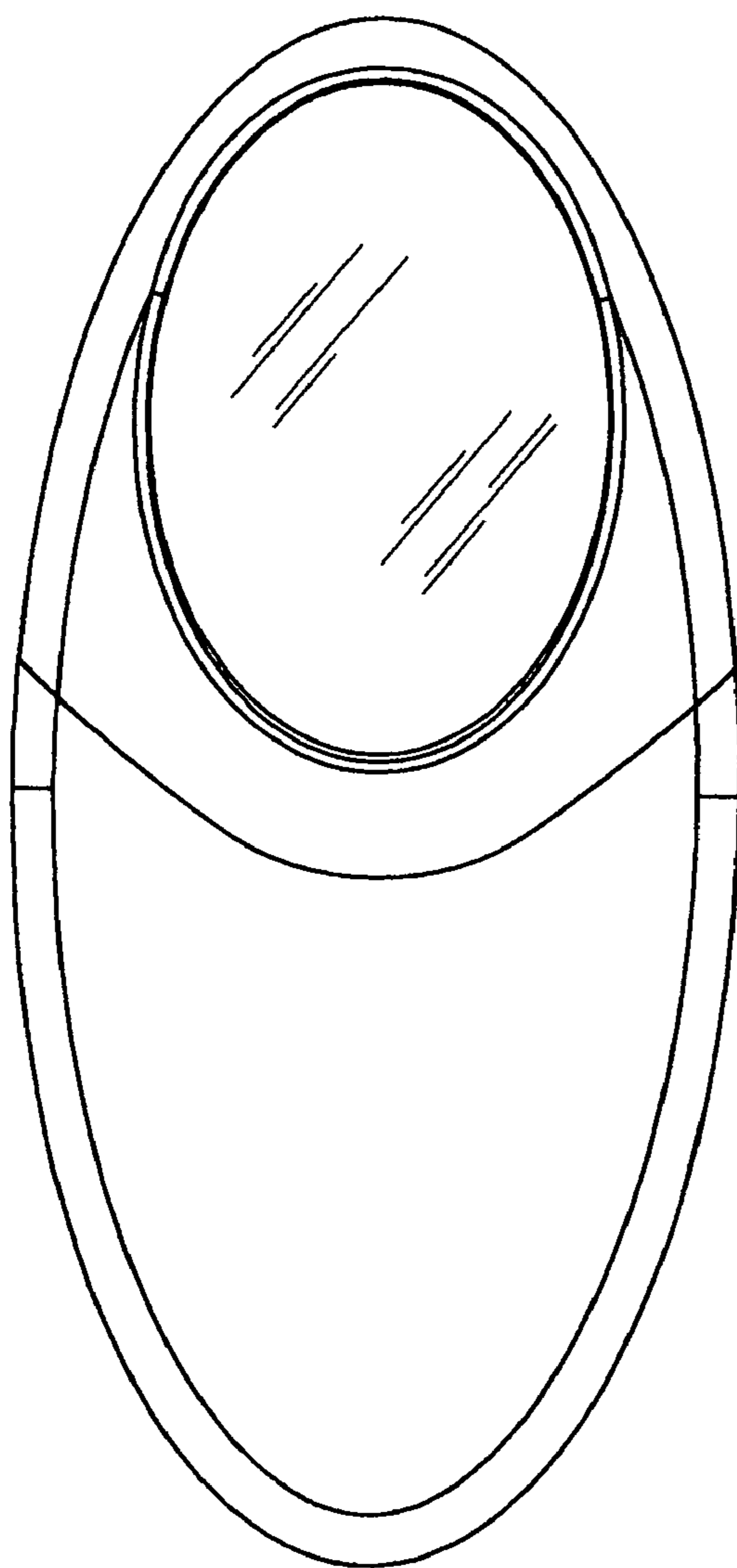


FIG. 4

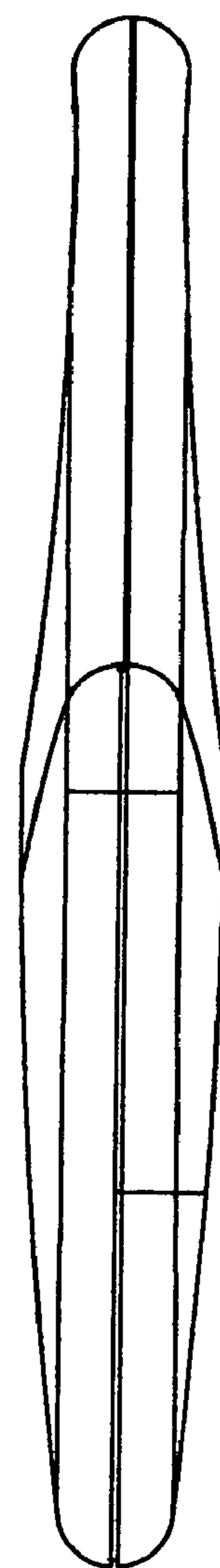


FIG. 5