



US00D658690S

(12) **United States Design Patent**
Li

(10) **Patent No.:** **US D658,690 S**

(45) **Date of Patent:** **** May 1, 2012**

(54) **PIPE FOR MAKING CHAIR FRAME**

(75) Inventor: **Ren Li**, Hangzhou (CN)

(73) Assignee: **Hangzhou China Arts Industrial Corp., Ltd.**, Xihu District, Hangzhou, Zhejiang Province (CN)

(**) Term: **14 Years**

(21) Appl. No.: **29/359,566**

(22) Filed: **Apr. 13, 2010**

(30) **Foreign Application Priority Data**

Oct. 13, 2009 (CN) 2009 3 0319817

(51) **LOC (9) Cl.** **15-09**

(52) **U.S. Cl.** **D15/136**

(58) **Field of Classification Search** D15/135,
D15/136; D25/60, 119, 121, 122, 124; 49/180,
49/183, 449, 501, 504; 52/204.1, 204.2,
52/204.5, 204.51, 204.72, 206, 208, 209,
52/212, 213, 215, 656.5, 656.6, 717.01; 160/91
See application file for complete search history.

(56) **References Cited**

U.S. PATENT DOCUMENTS

D207,665 S * 5/1967 Green D25/122
D240,915 S * 8/1976 Deskey D25/124

D415,847 S * 10/1999 Schaefer D25/126
D419,692 S * 1/2000 Ancel D25/119
D486,247 S * 2/2004 Eichner et al. D25/119
D499,816 S * 12/2004 Eichner et al. D25/119
D630,771 S * 1/2011 Munoz Escibano D25/124
D636,656 S * 4/2011 Schaefer et al. D8/354
D639,143 S * 6/2011 Schaefer et al. D8/354

* cited by examiner

Primary Examiner — Patricia Palasik

(74) *Attorney, Agent, or Firm* — Global IP Services; Tianhua Gu

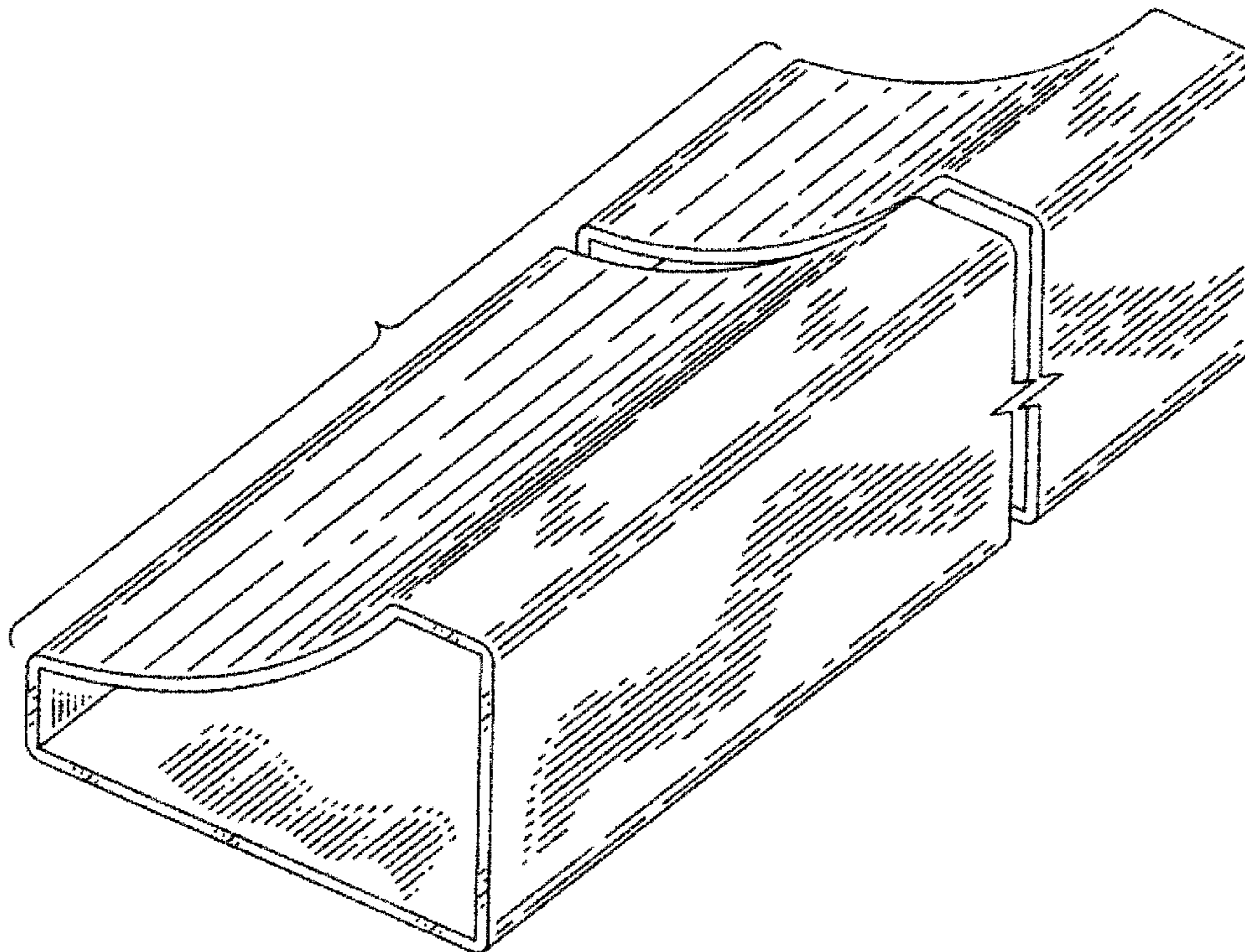
(57) **CLAIM**

The ornamental design for a pipe for making chair frame, as shown and described.

DESCRIPTION

FIG. 1 is a front view of a pipe for making chair frame showing my new design, and the rear view thereof is a mirror image of the front view;
FIG. 2 is a right side view thereof;
FIG. 3 is a left side view thereof;
FIG. 4 is a top plan view thereof;
FIG. 5 is a bottom plan view thereof;
FIG. 6 is a right front perspective view thereof; and,
FIG. 7 is a back perspective view thereof.

1 Claim, 3 Drawing Sheets






Fig. 4




Fig. 3

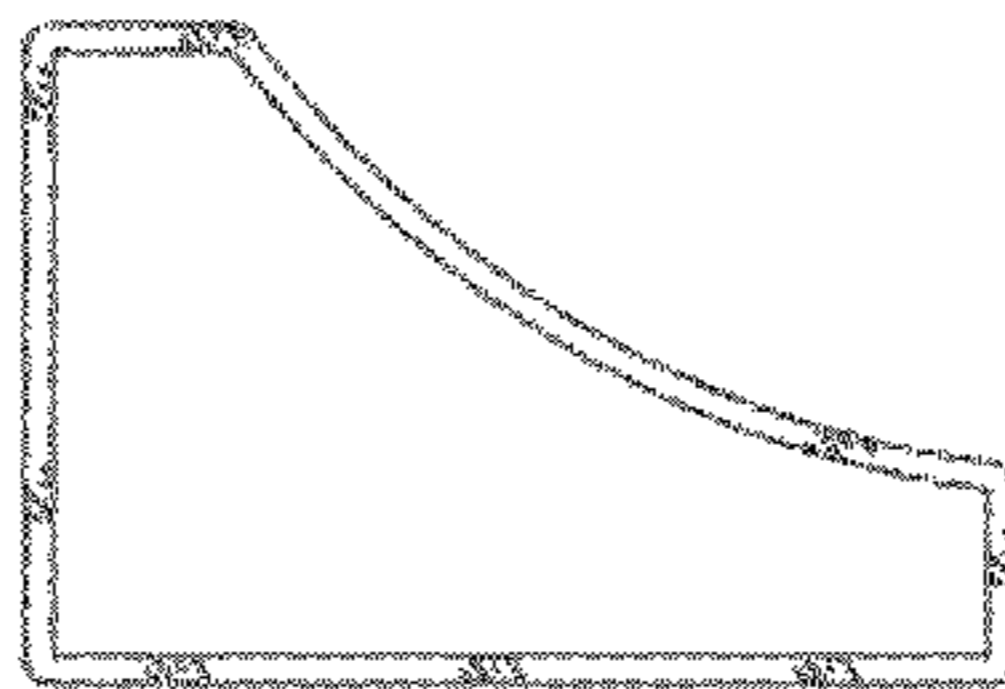


Fig. 1




Fig. 2

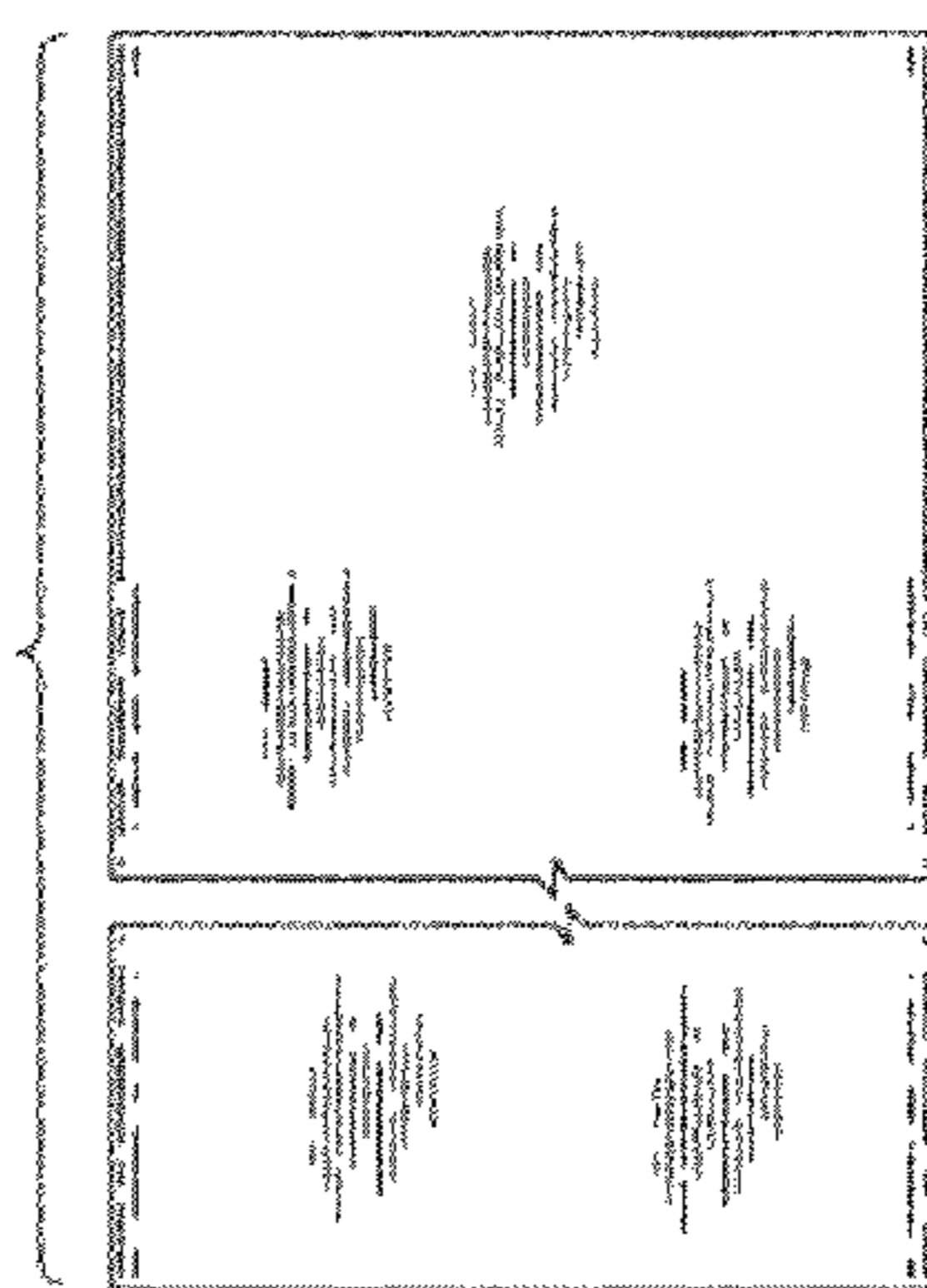


Fig. 5

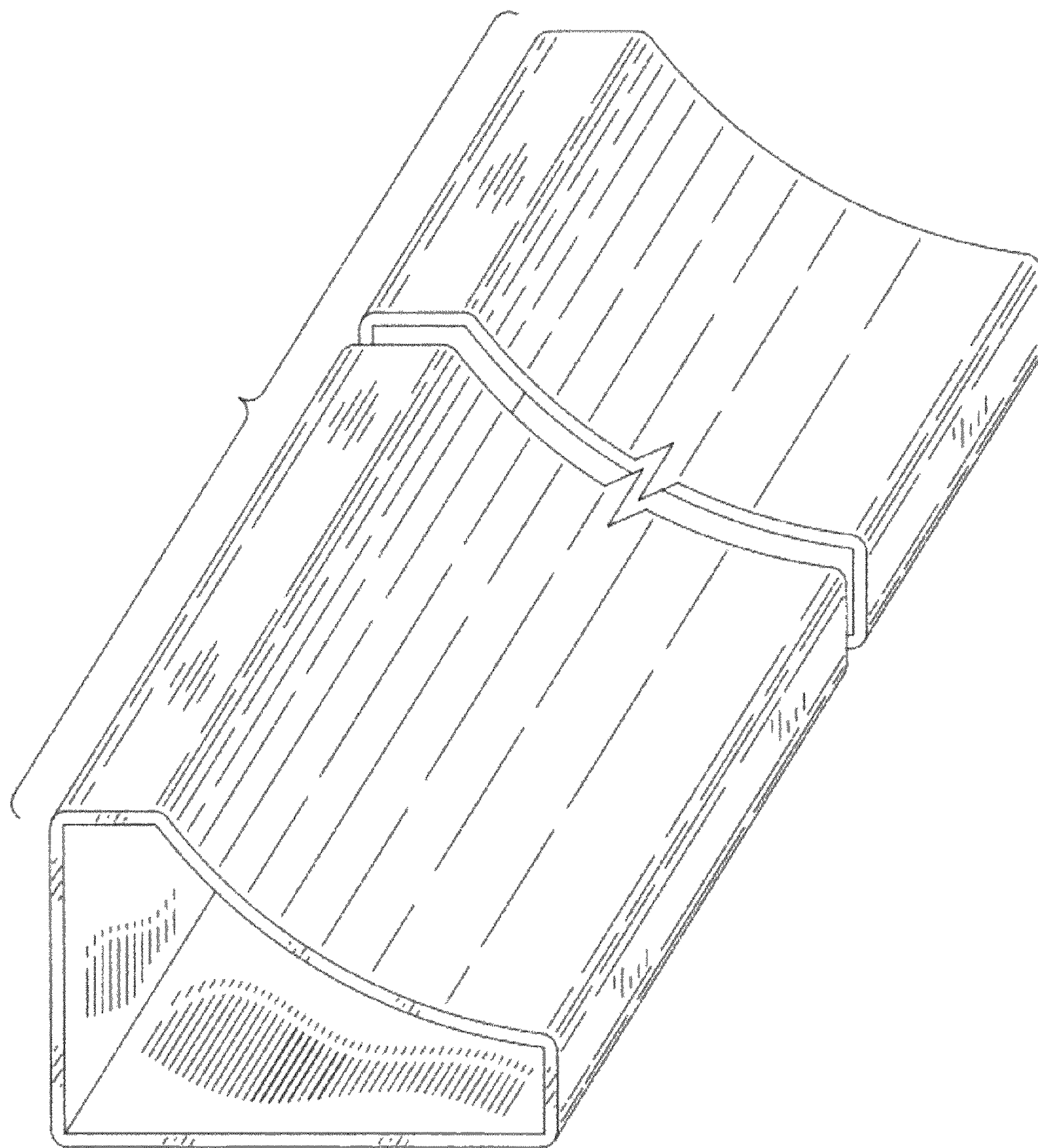


Fig. 6

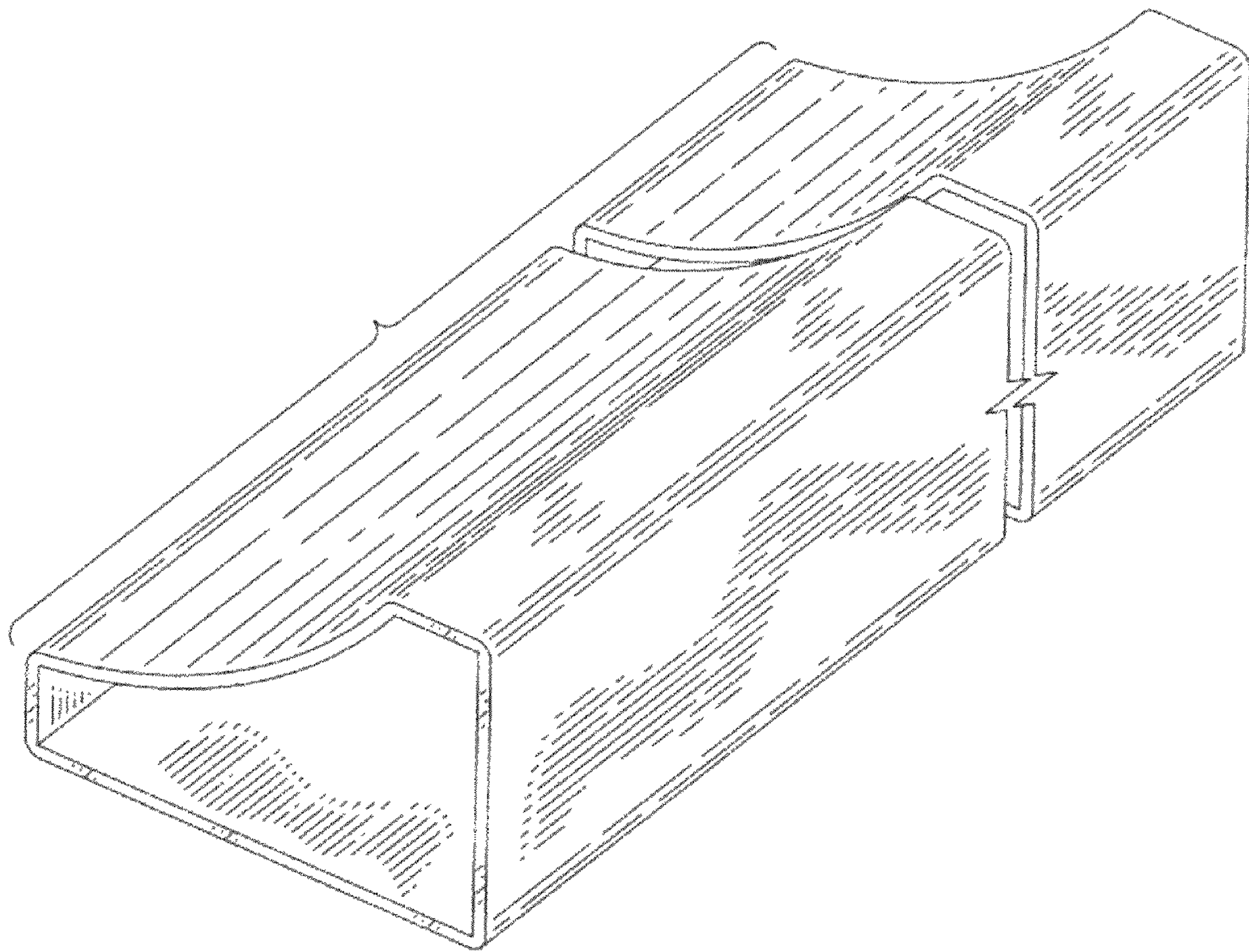


Fig. 7