



US00D658681S

(12) **United States Design Patent**
Takemori et al.

(10) **Patent No.:** **US D658,681 S**

(45) **Date of Patent:** **** May 1, 2012**

(54) **FLAT SPRING**

(75) Inventors: **Celso Kenzo Takemori**, Joinville (BR);
Alisson Luiz Roman, Joinville (BR);
Paulo Rogerio Carrara Couto, Joinville
(BR)

(73) Assignee: **Whirlpool S.A.**, São Paulo (BR)

(**) Term: **14 Years**

(21) Appl. No.: **29/396,189**

(22) Filed: **Jun. 27, 2011**

(30) **Foreign Application Priority Data**

Dec. 27, 2010 (BR) DI7005545

(51) **LOC (9) Cl.** **15-02**

(52) **U.S. Cl.** **D15/7**

(58) **Field of Classification Search** D15/7-9;
D23/231, 232, 225; 417/60, 235, 265, 321,
417/355, 358, 363, 359, 410.1, 415-416,
417/405, 900; 60/408, 412; 184/26-37;
415/140-147; 123/495, 509

See application file for complete search history.

(56) **References Cited**

U.S. PATENT DOCUMENTS

D530,724 S * 10/2006 Chu D15/9
D615,996 S * 5/2010 Orłowski et al. D15/7
D631,066 S * 1/2011 Itadani et al. D15/9

* cited by examiner

Primary Examiner — Ralf Seifert

(74) *Attorney, Agent, or Firm* — Holland & Knight LLP;
Brian J. Colandreo, Esq.; Elizabeth R. Burkhard, Esq.

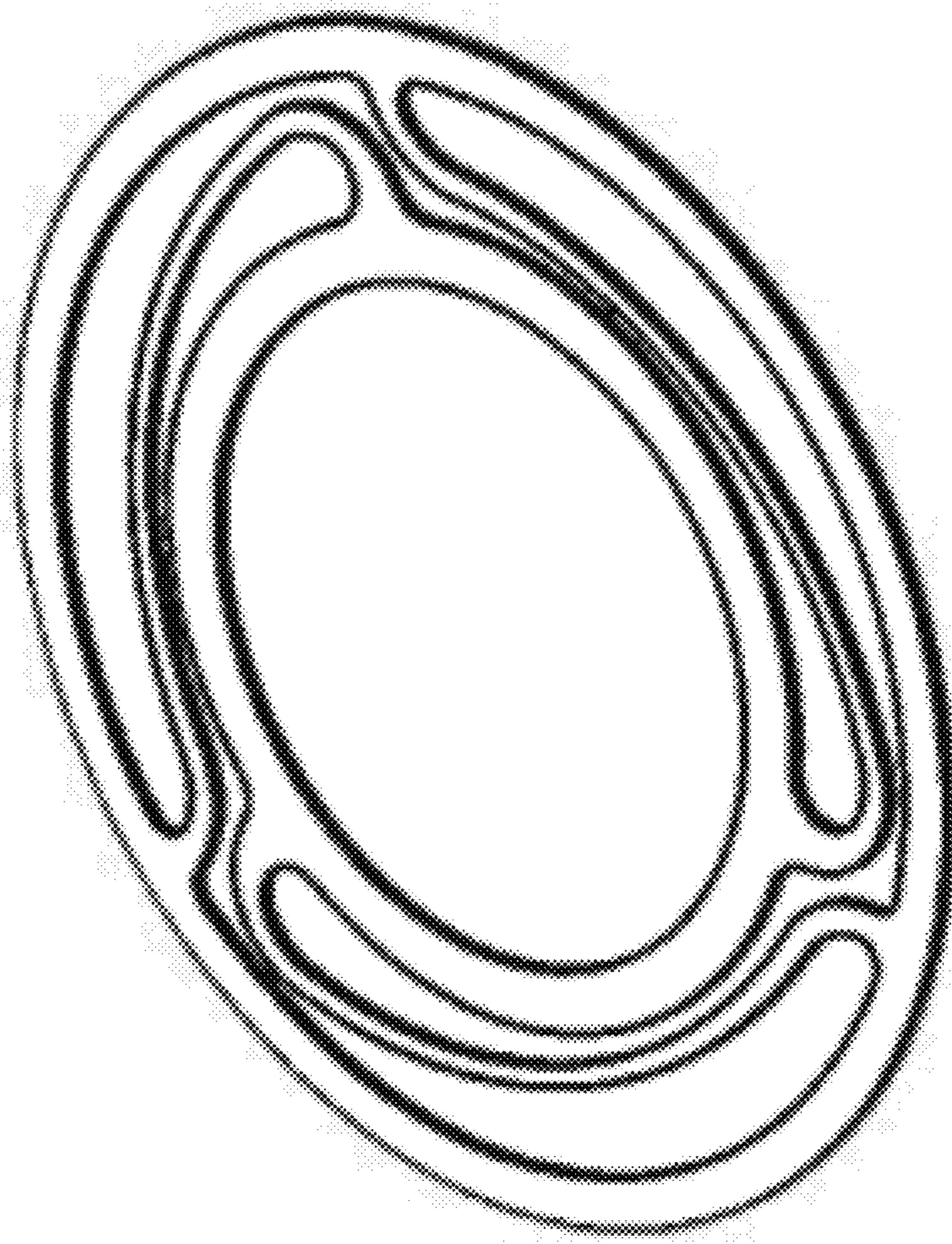
(57) **CLAIM**

The ornamental design for a flat spring, as shown and described.

DESCRIPTION

FIG. 1 is a front perspective view of a flat spring;
FIG. 2 is a front plan view thereof, the rear plan view being a mirror image; and,
FIG. 3 is a left side elevational view thereof, the right side elevational view being a mirror image.

1 Claim, 1 Drawing Sheet



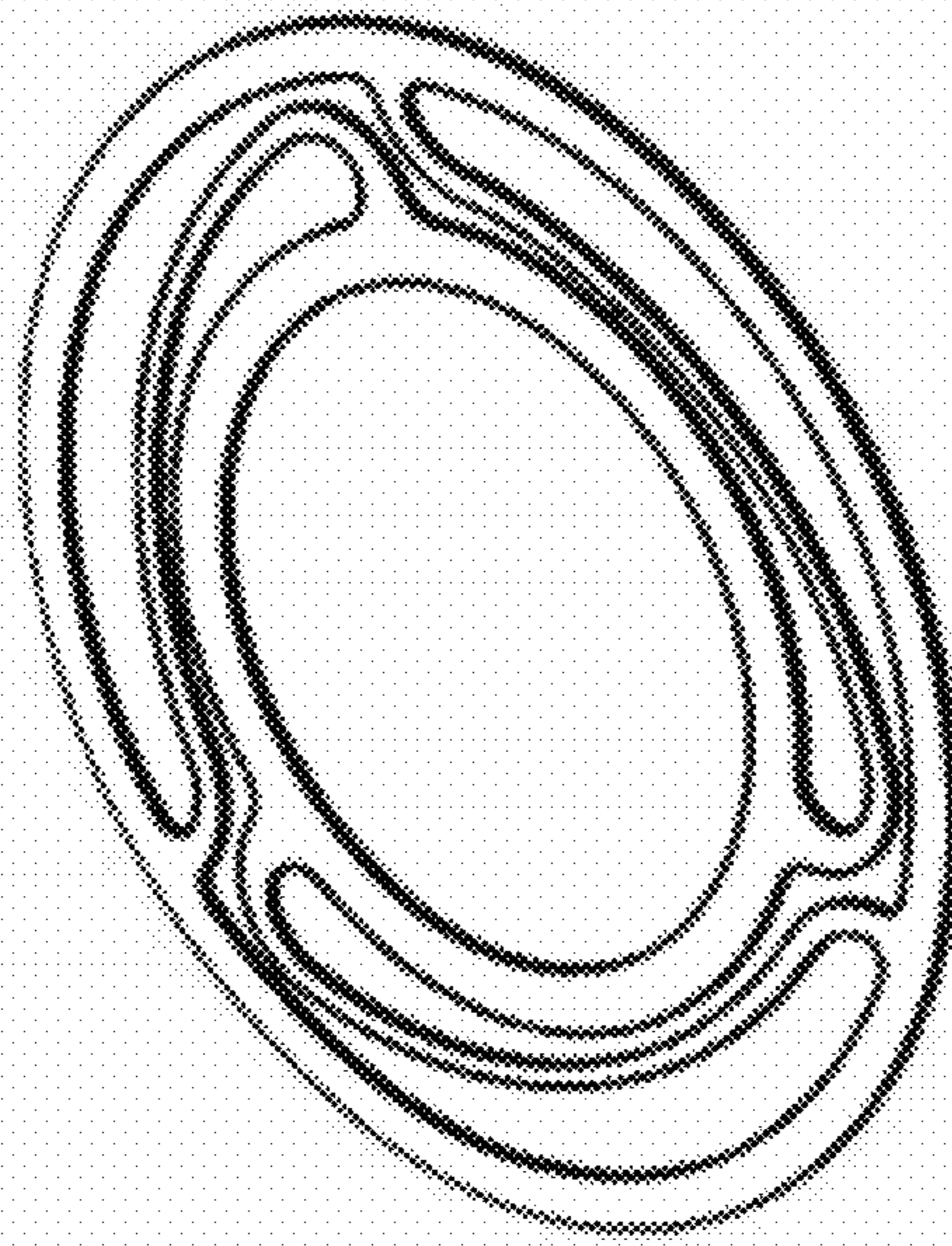


FIG. 1

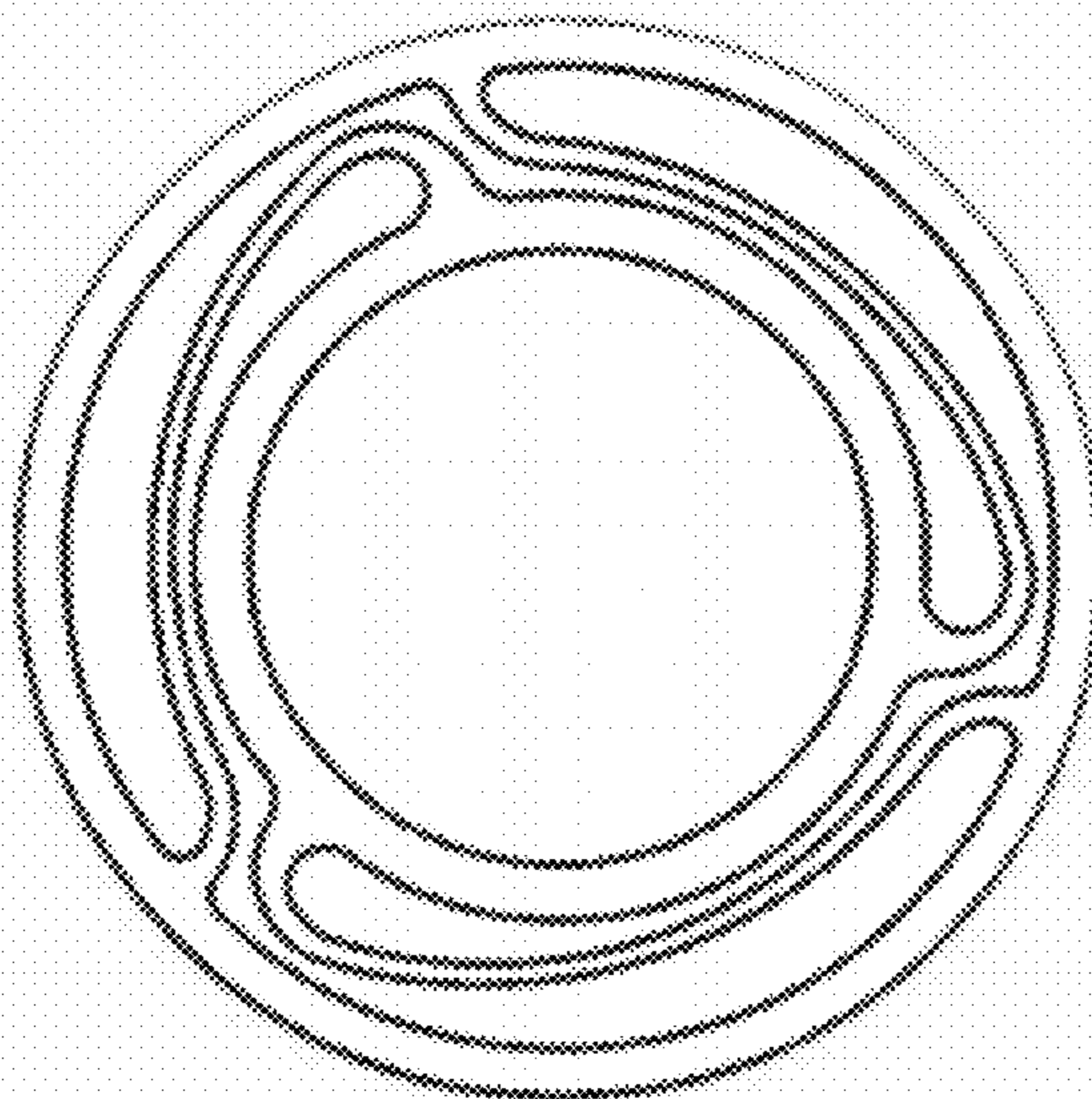


FIG. 2



FIG. 3