



US00D658675S

(12) **United States Design Patent**  
**Gleasant et al.**

(10) **Patent No.:** **US D658,675 S**

(45) **Date of Patent:** **\*\* May 1, 2012**

(54) **DISPLAY SCREEN WITH ANIMATED USER INTERFACE**

(75) Inventors: **Jonathan Eric Gleasant**, Seattle, WA (US); **Jeffrey Gregg Arnold**, Sammamish, WA (US); **Denise Michele Trabcna**, Seattle, WA (US); **Maverick Velasco**, Sammamish, WA (US); **James Lee**, Lynnwood, WA (US); **Tsz Yan Wong**, Seattle, WA (US)

(73) Assignee: **Microsoft Corporation**, Redmond, WA (US)

(\*\*) Term: **14 Years**

(21) Appl. No.: **29/393,025**

(22) Filed: **May 27, 2011**

(51) **LOC (9) Cl.** ..... **14-04**

(52) **U.S. Cl.** ..... **D14/488**

(58) **Field of Classification Search** ..... D14/485-95;  
D18/24-33; D19/6, 52; D20/11; D21/324-33;  
715/700-867, 973-77

See application file for complete search history.

(56) **References Cited**

**U.S. PATENT DOCUMENTS**

D468,748 S	1/2003	Inagaki	
D554,142 S *	10/2007	Cameron	D14/487
D554,143 S	10/2007	Keohane	
D573,153 S	7/2008	Roever et al.	
D582,926 S	12/2008	Blankenship et al.	
D595,726 S	7/2009	Akimoto	
7,636,889 B2	12/2009	Weber et al.	
D617,804 S *	6/2010	Hirsch	D14/485
D622,730 S	8/2010	Krum et al.	
D629,418 S	12/2010	Brown et al.	
D630,224 S	1/2011	Allen	
D640,274 S *	6/2011	Arnold	D14/487
D643,438 S *	8/2011	Gardner et al.	D14/486
2010/0153872 A1	6/2010	Ahn et al.	

\* cited by examiner

*Primary Examiner* — Melanie H Tung

(74) *Attorney, Agent, or Firm* — Banner & Witcoff, Ltd.

(57) **CLAIM**

The ornamental design for a display screen with animated user interface, as shown and described.

**DESCRIPTION**

FIG. 1 is the first image in a sequence for a display screen with animated user interface showing our new design;

FIG. 2 is the second image thereof;

FIG. 3 is the third image thereof;

FIG. 4 is the fourth image thereof;

FIG. 5 is the fifth image thereof;

FIG. 6 is the sixth image thereof;

FIG. 7 is the seventh image thereof;

FIG. 8 is the eighth image thereof;

FIG. 9 is the ninth image thereof;

FIG. 10 is the tenth image thereof;

FIG. 11 is the eleventh image thereof;

FIG. 12 is the twelfth image thereof;

FIG. 13 is the thirteenth image thereof;

FIG. 14 is the fourteenth image thereof;

FIG. 15 is the fifteenth image thereof;

FIG. 16 is the sixteenth image thereof;

FIG. 17 is the seventeenth image thereof;

FIG. 18 is the eighteenth image thereof;

FIG. 19 is the nineteenth image thereof;

FIG. 20 is the twentieth image thereof;

FIG. 21 is the twenty-first image thereof;

FIG. 22 is the twenty-second image thereof;


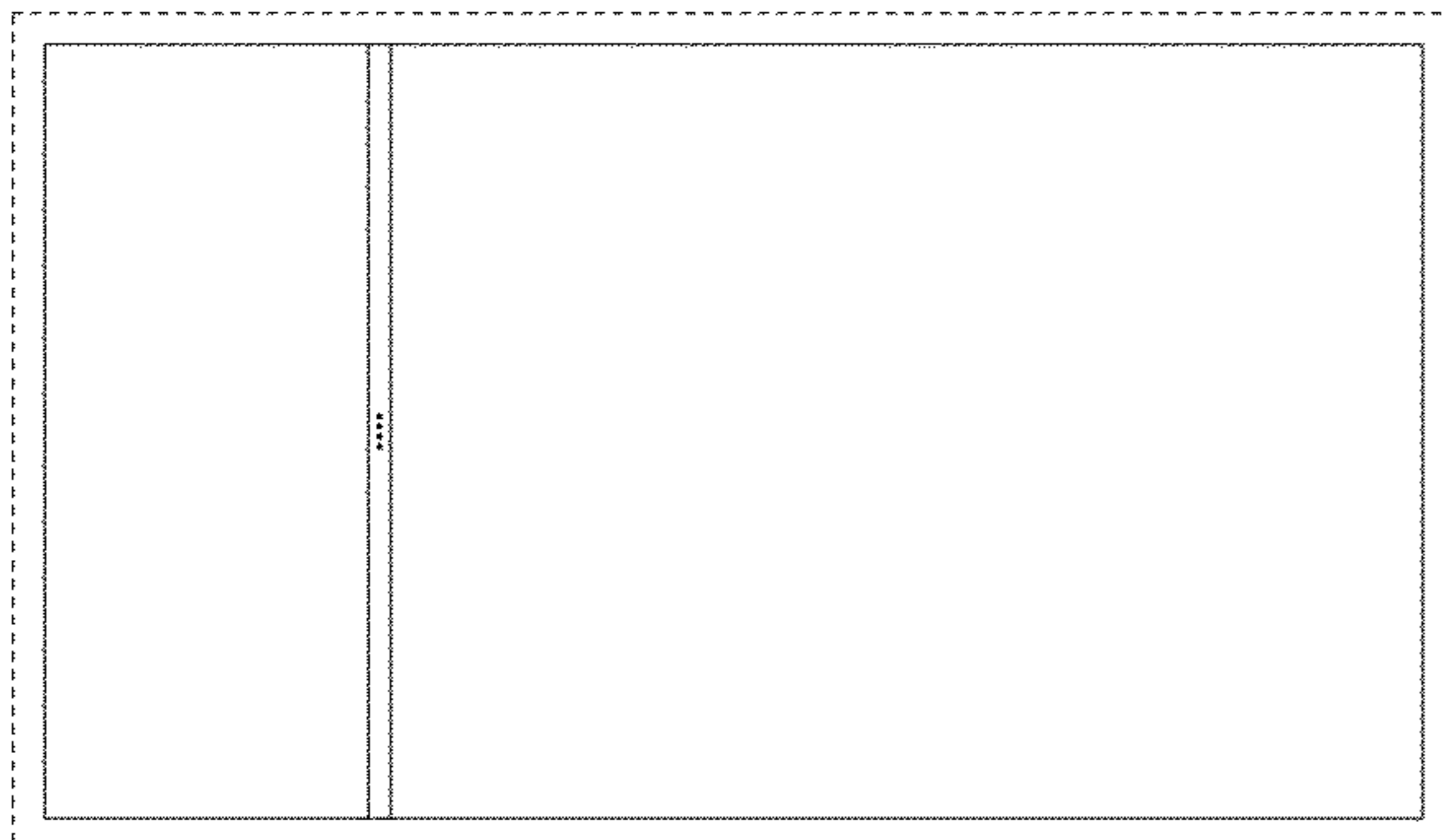
FIG. 23 is the twenty-third image thereof; and,

FIG. 24 is the twenty-fourth image thereof.

The appearance of the image transitions sequentially between the images shown in FIGS. 1-24. The process or period in which an image transitions to another forms no part of the claimed design.

The broken line showing of the display screen is for environmental purposes only and forms no part of the claimed design.

**1 Claim, 24 Drawing Sheets**






FIG. 1




FIG. 2




FIG. 3




FIG. 4




FIG. 5




FIG. 6




FIG. 7






FIG. 8




FIG. 9




FIG. 10




FIG. 11




FIG. 12




FIG. 13




FIG. 14




FIG. 15






FIG. 16




FIG. 17




FIG. 18




FIG. 19




FIG. 20




FIG. 21




FIG. 22




FIG. 23






FIG. 24