



US00D658674S

(12) **United States Design Patent**  
**Shallcross et al.**

(10) **Patent No.:** **US D658,674 S**

(45) **Date of Patent:** **\*\* May 1, 2012**

(54) **DISPLAY SCREEN WITH ANIMATED USER INTERFACE**

(75) Inventors: **Zachary Shallcross**, Bothell, WA (US);  
**Ian Hyun Sun Kim**, Redmond, WA (US); **Maverick Velasco**, Sammamish, WA (US); **James Lee**, Lynnwood, WA (US); **Mirko Mandic**, Seattle, WA (US)

(73) Assignee: **Microsoft Corporation**, Redmond, WA (US)

(\*\*) Term: **14 Years**

(21) Appl. No.: **29/393,022**

(22) Filed: **May 27, 2011**

(51) **LOC (9) Cl.** ..... **14-04**

(52) **U.S. Cl.** ..... **D14/488**

(58) **Field of Classification Search** ..... D14/485-95;  
D18/24-33; D19/6, 52; D20/11; D21/324-33;  
715/700-867, 973-77

See application file for complete search history.

(56) **References Cited**

U.S. PATENT DOCUMENTS

D406,263 S	3/1999	Wilsher	
D439,585 S	3/2001	Law et al.	
D522,528 S	6/2006	Hone et al.	
D523,444 S	6/2006	Hone et al.	
D527,011 S *	8/2006	Bixler	D14/486
D590,416 S	4/2009	Kochackis	
D614,191 S	4/2010	Takano et al.	
D616,451 S *	5/2010	Cameron et al.	D14/486
D616,452 S *	5/2010	Cameron et al.	D14/486
D624,927 S	10/2010	Allen et al.	

D629,417 S	12/2010	Weir et al.	
D632,700 S	2/2011	Brinda	
D633,921 S	3/2011	Brinda	
D635,149 S *	3/2011	Viggers et al.	D14/486
D636,784 S *	4/2011	Loken et al.	D14/486
D637,605 S	5/2011	Brinda	
D652,424 S *	1/2012	Cahill et al.	D14/486
2009/0199093 A1	8/2009	Chakravarty	
2010/0333000 A1 *	12/2010	Sauls et al.	715/760
2011/0271224 A1 *	11/2011	Moreno et al.	715/777

\* cited by examiner

*Primary Examiner* — Melanie H Tung

(74) *Attorney, Agent, or Firm* — Banner & Witcoff, Ltd.

(57) **CLAIM**

The ornamental design for a display screen with animated user interface, as shown and described.

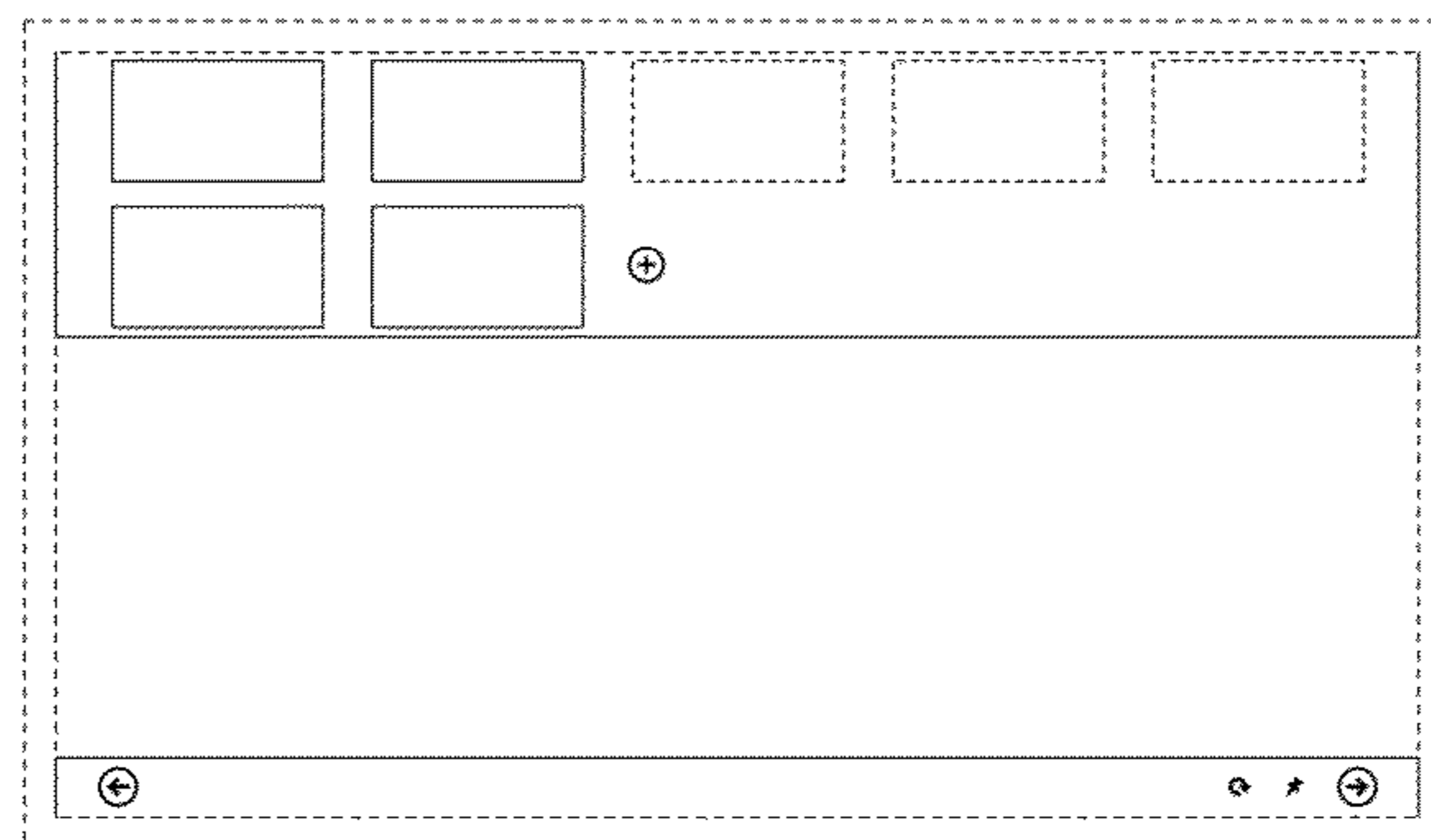

**DESCRIPTION**

FIG. 1 is the first image in a sequence for a display screen with animated user interface showing our new design; FIG. 2 is the second image thereof; FIG. 3 is the third image thereof; FIG. 4 is the fourth image thereof; FIG. 5 is the fifth image thereof; and, FIG. 6 is the sixth image thereof.

The appearance of the image transitions sequentially between the images shown in FIGS. 1-6. The process or period in which an image transitions to another forms no part of the claimed design.

The broken line showings of the remainder of the user interface and of the display screen are for environmental purposes only and form no part of the claimed design.

**1 Claim, 6 Drawing Sheets**






FIG. 1




FIG. 2

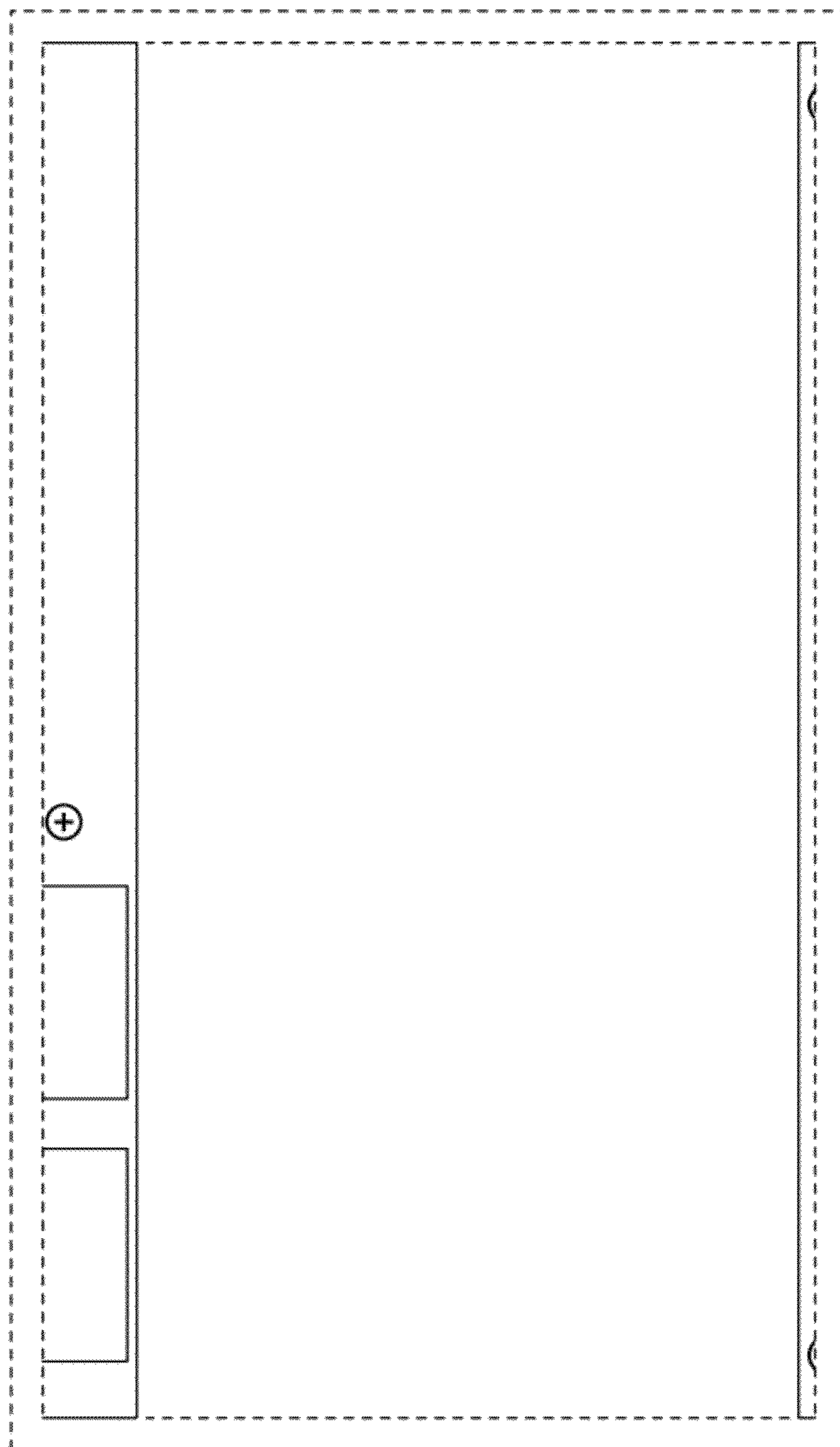


FIG. 3

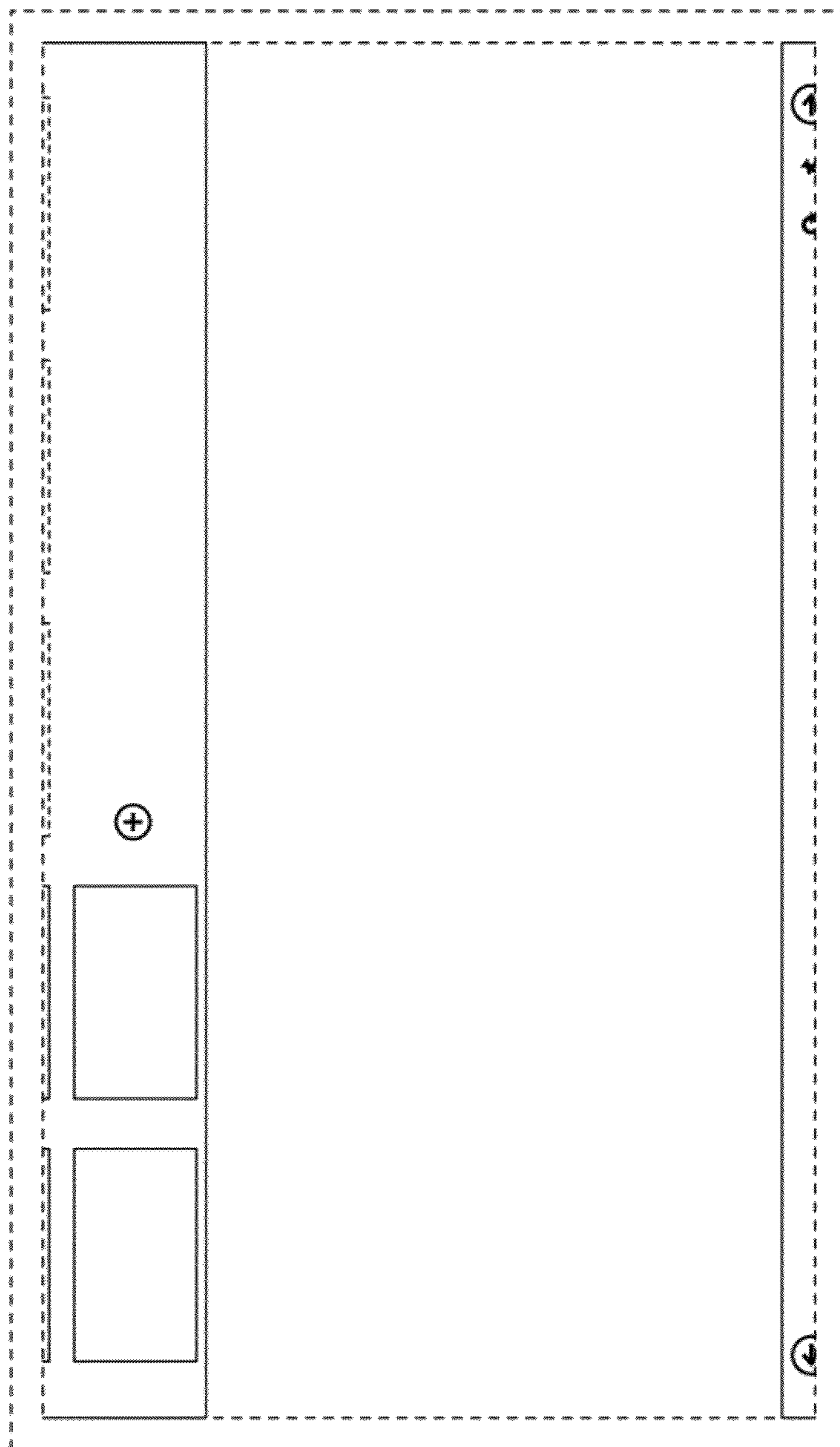


FIG. 4

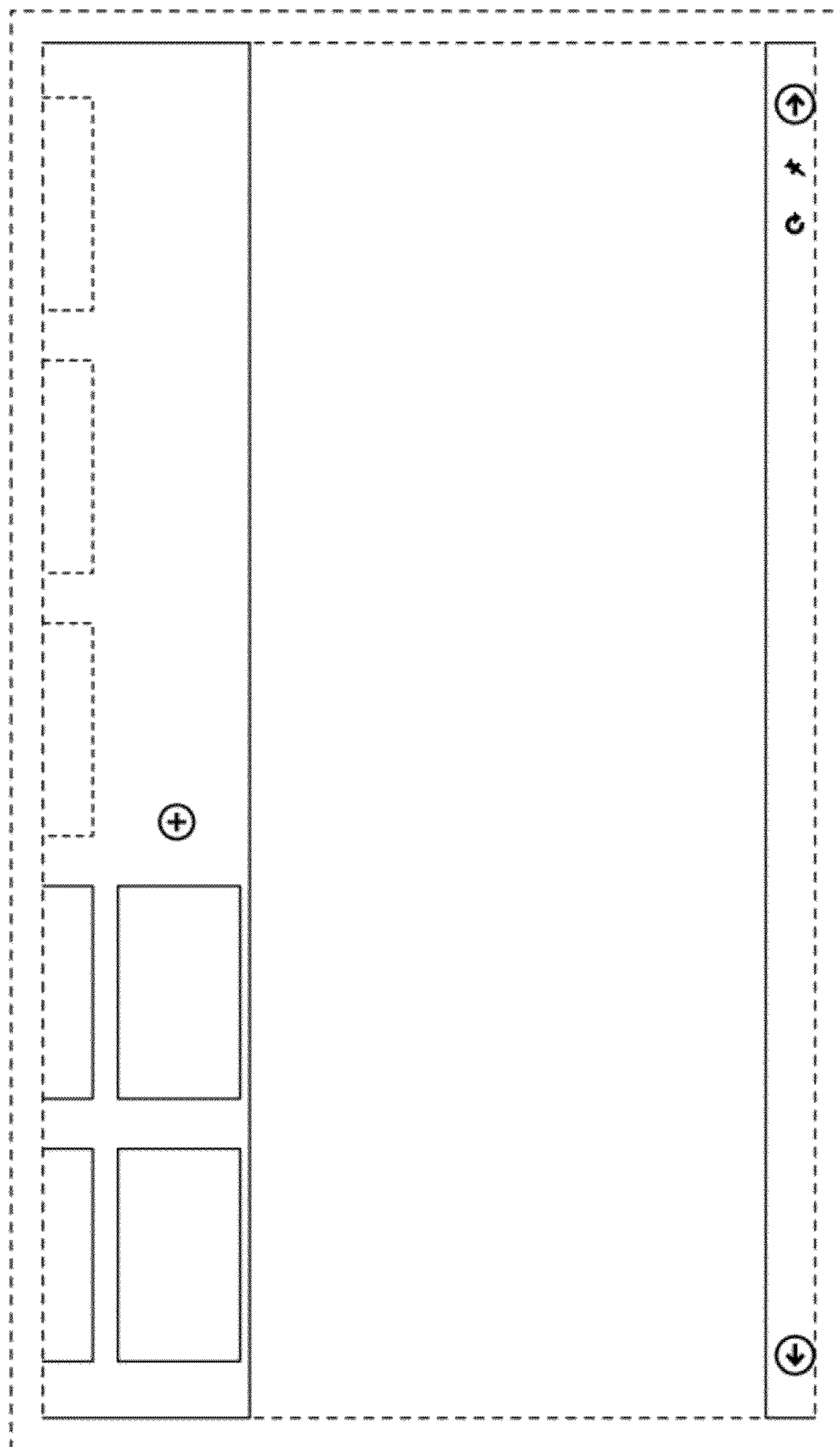


FIG. 5

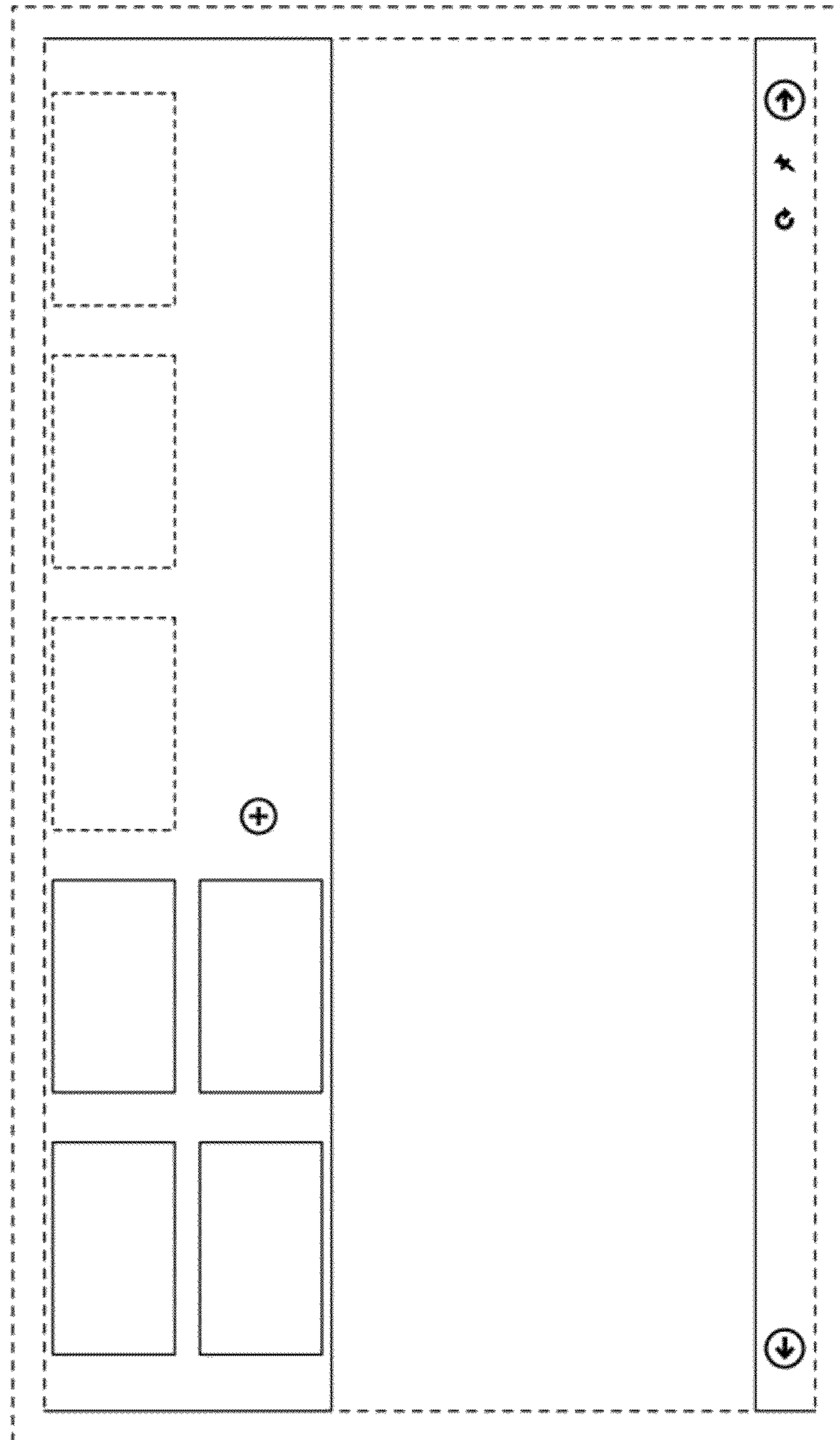


FIG. 6