



US00D658669S

(12) **United States Design Patent**  
**Spears et al.**

(10) **Patent No.:** **US D658,669 S**  
(45) **Date of Patent:** **\*\* May 1, 2012**

(54) **DISPLAY SCREEN PORTION WITH TRANSITIONAL USER INTERFACE**

(75) Inventors: **Joseph L. Spears**, Hayward, CA (US);  
**Jeffrey D. Brandstetter**, San Francisco, CA (US)

(73) Assignee: **IndiePlaya, Inc.**, San Mateo, CA (US)

(\*\*) Term: **14 Years**

(21) Appl. No.: **29/360,614**

(22) Filed: **Apr. 28, 2010**

(51) **LOC (9) Cl.** ..... **14-04**

(52) **U.S. Cl.** ..... **D14/486**

(58) **Field of Classification Search** ..... D14/485-495;  
715/215, 700, 716, 719, 730, 732, 779, 780,  
715/781, 783, 808, 809, 810, 812, 821, 825,  
715/828, 829, 830, 835, 836, 837, 838, 839,  
715/840, 841, 842, 843, 845, 846, 847, 861,  
715/864, 976, 977

See application file for complete search history.

(56) **References Cited**

**U.S. PATENT DOCUMENTS**

D465,227 S \* 11/2002 Ro et al. .... D14/486  
D528,556 S \* 9/2006 Decombe ..... D14/486  
D570,358 S \* 6/2008 Anastopoulos et al. .. D14/485

D582,924 S \* 12/2008 Blankenship et al. .... D14/485  
D582,926 S \* 12/2008 Blankenship et al. .... D14/485  
D582,928 S \* 12/2008 Blankenship et al. .... D14/485  
D593,578 S \* 6/2009 Ball et al. .... D14/488  
D594,019 S \* 6/2009 Ball et al. .... D14/486  
D599,812 S \* 9/2009 Hirsch ..... D14/488  
D604,311 S \* 11/2009 Franz et al. .... D14/486  
D607,001 S \* 12/2009 Ording ..... D14/486  
D614,643 S \* 4/2010 Vieggers et al. .... D14/486  
D616,452 S \* 5/2010 Cameron et al. .... D14/486

\* cited by examiner

*Primary Examiner* — Angela J Lee

(74) *Attorney, Agent, or Firm* — Jones Day

(57) **CLAIM**

The ornamental design for a display screen portion with transitional user interface, as shown and described.

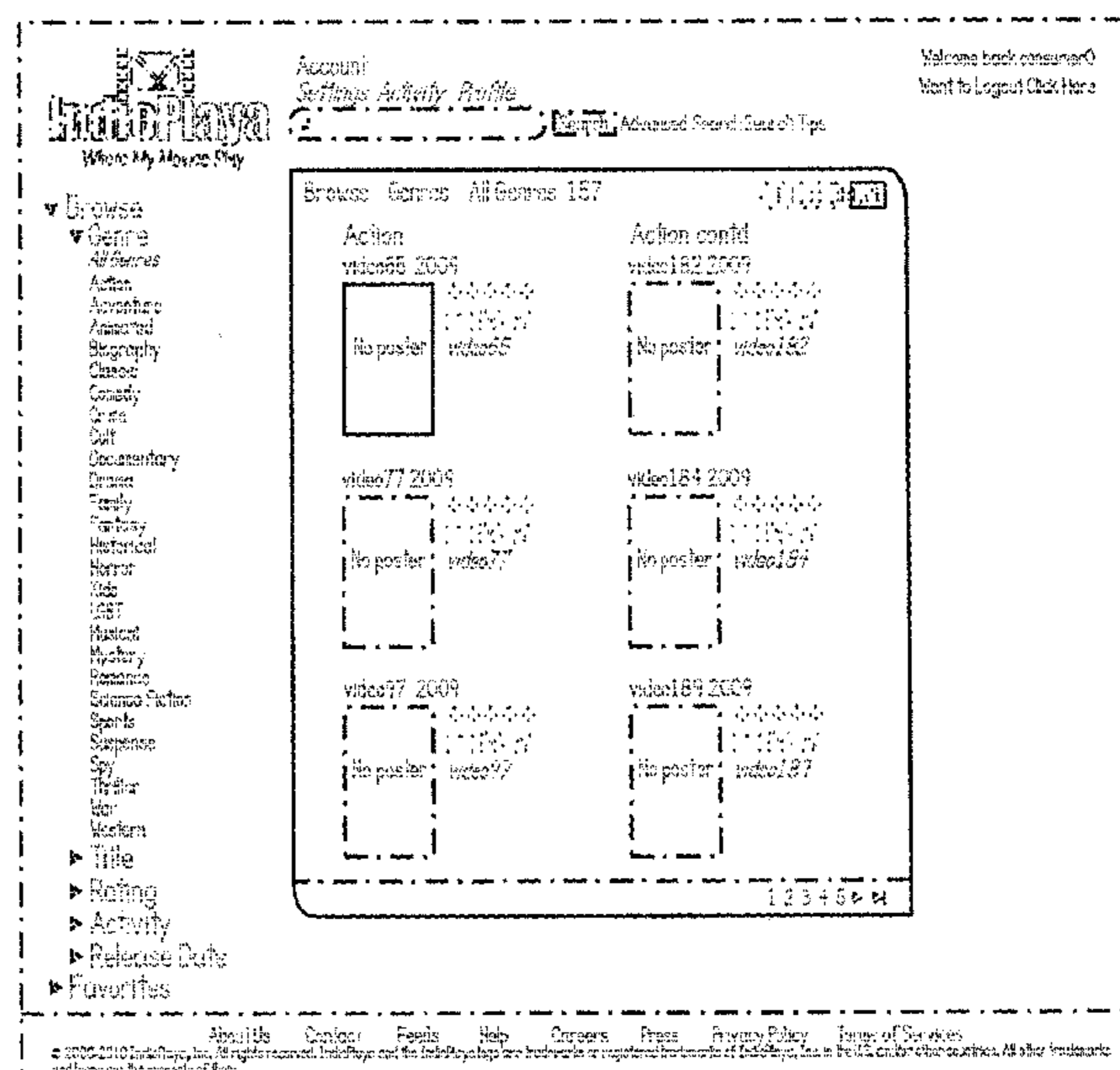
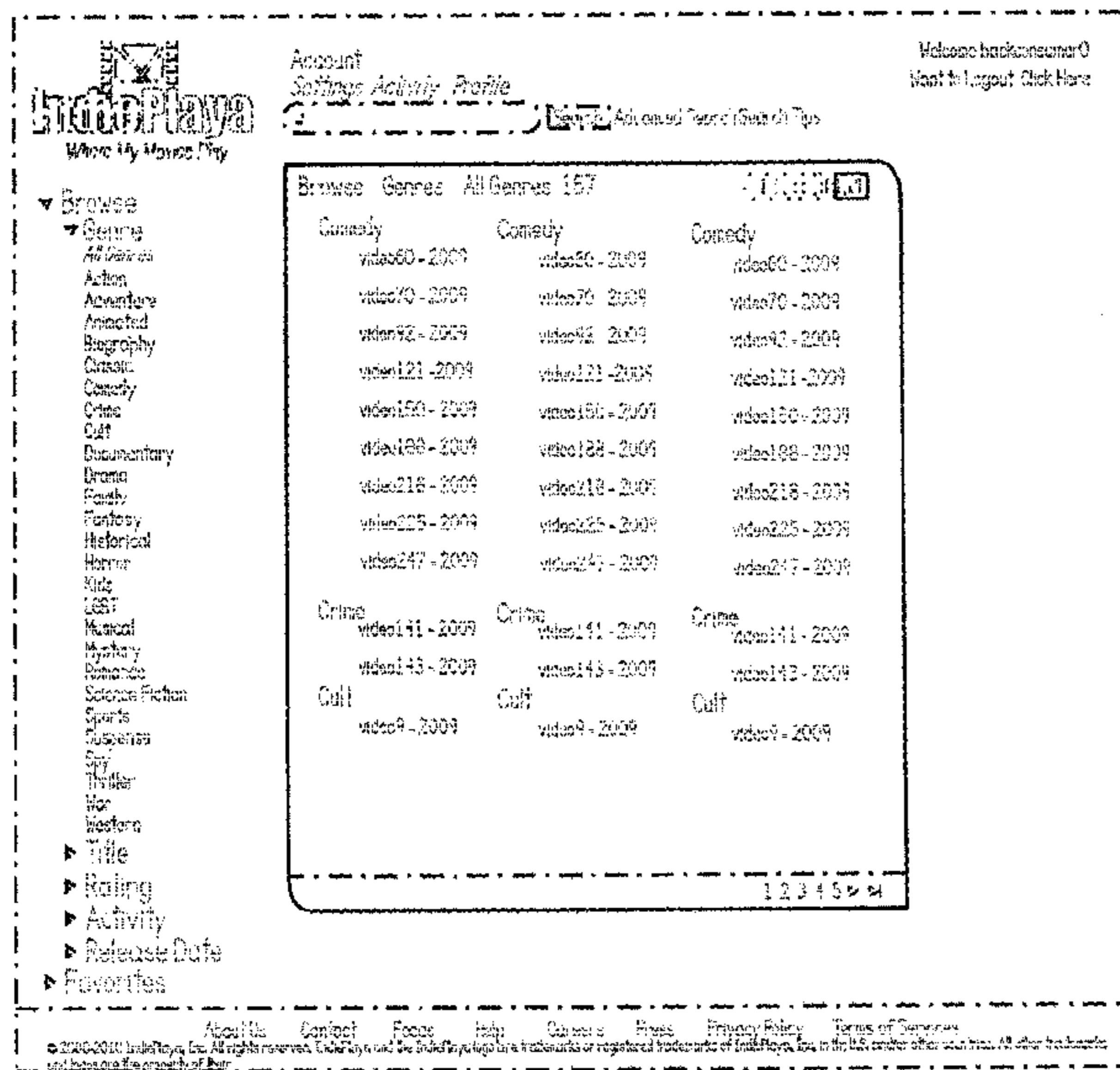
**DESCRIPTION**

FIG. 1 is a front view of the first image in the sequence for a transitional user interface for a portion of a display screen showing the new design; and,

FIG. 2 is a front view of the second image thereof.

The appearance of the transitional image sequentially transitions between images shown in FIGS. 1-2. The process or period in which one image transitions to another forms no part of the claimed design. The broken line showing of a portion of a display screen, shapes and text is included for the purpose of illustrating environment and forms no part of the claimed design.

**1 Claim, 2 Drawing Sheets**



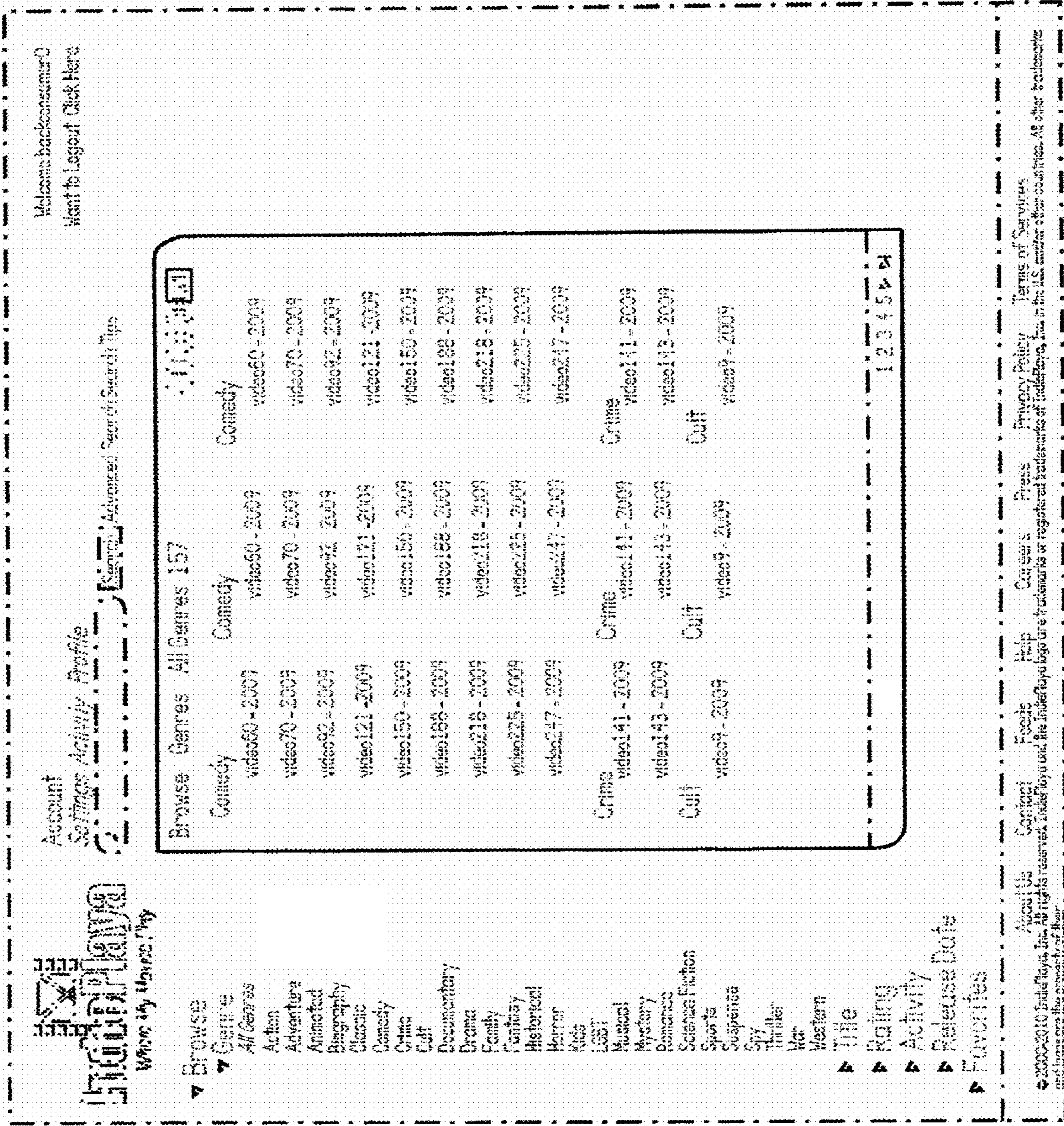


Fig. 1




Fig. 2