



US00D658648S

(12) **United States Design Patent**
Chen

(10) **Patent No.:** **US D658,648 S**

(45) **Date of Patent:** **** May 1, 2012**

(54) **WIRELESS DONGLE**

(75) Inventor: **Chih-Chung Chen**, Tu-Cheng (TW)

(73) Assignee: **Cheng Uei Precision Industry Co., Ltd.**, Tu-Cheng, Taipei Hsien (TW)

(**) Term: **14 Years**

(21) Appl. No.: **29/383,493**

(22) Filed: **Jan. 18, 2011**

(51) **LOC (9) Cl.** **14-02**

(52) **U.S. Cl.** **D14/358**

(58) **Field of Classification Search** D14/356-370,
D14/411, 433, 435.1, 436, 455, 480.1-480.7,
D14/484.1, 137, 203.1-203.8, 240; D13/133,
D13/154, 168; D21/566; D10/104, 106;
710/300, 301; 439/131, 135-147; 345/169;
348/14.05, 114, 734; 341/22; 455/92, 95,
455/128, 151.1-151.4, 352, 355, FOR. 121;
700/65

See application file for complete search history.

(56) **References Cited**

U.S. PATENT DOCUMENTS

D160,076 S * 9/1950 Craig D14/230
3,128,431 A * 4/1964 Walker 455/95
D296,440 S * 6/1988 Smith et al. D14/432

D378,369 S * 3/1997 Behlke D14/137
D508,493 S * 8/2005 Liu D14/480.5
7,151,664 B2 * 12/2006 Hosey 361/679.4
D540,816 S * 4/2007 Kim D14/496
7,441,126 B2 * 10/2008 Dellmo et al. 713/194
D580,436 S * 11/2008 Kiyomiya et al. D14/435.1
D624,924 S * 10/2010 Lee D14/480.5
D627,356 S * 11/2010 Kao D14/435.1
D638,356 S * 5/2011 Chen D13/110
2010/0199016 A1 * 8/2010 Paulos et al. 710/313

* cited by examiner

Primary Examiner — Karen E Kearney

(74) *Attorney, Agent, or Firm* — Cheng-Ju Chiang

(57) **CLAIM**

The ornamental design for a wireless dongle, as shown and described.

DESCRIPTION

FIG. 1 is a perspective view of a wireless dongle showing my new design;

FIG. 2 is a front elevational view thereof;

FIG. 3 is a rear elevational view thereof;

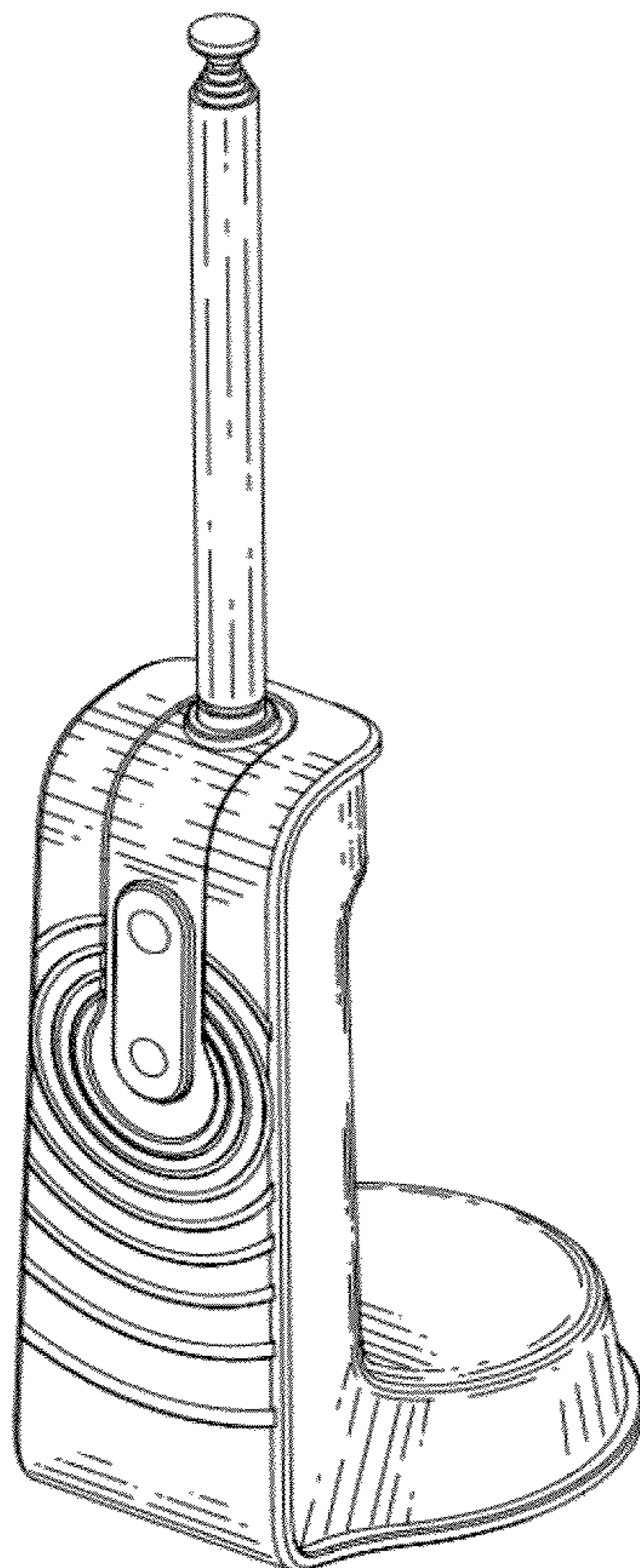
FIG. 4 is a left side elevational view thereof;

FIG. 5 is a right side elevational view thereof;

FIG. 6 is a top plan view thereof; and,

FIG. 7 is a bottom plan view thereof.

1 Claim, 7 Drawing Sheets



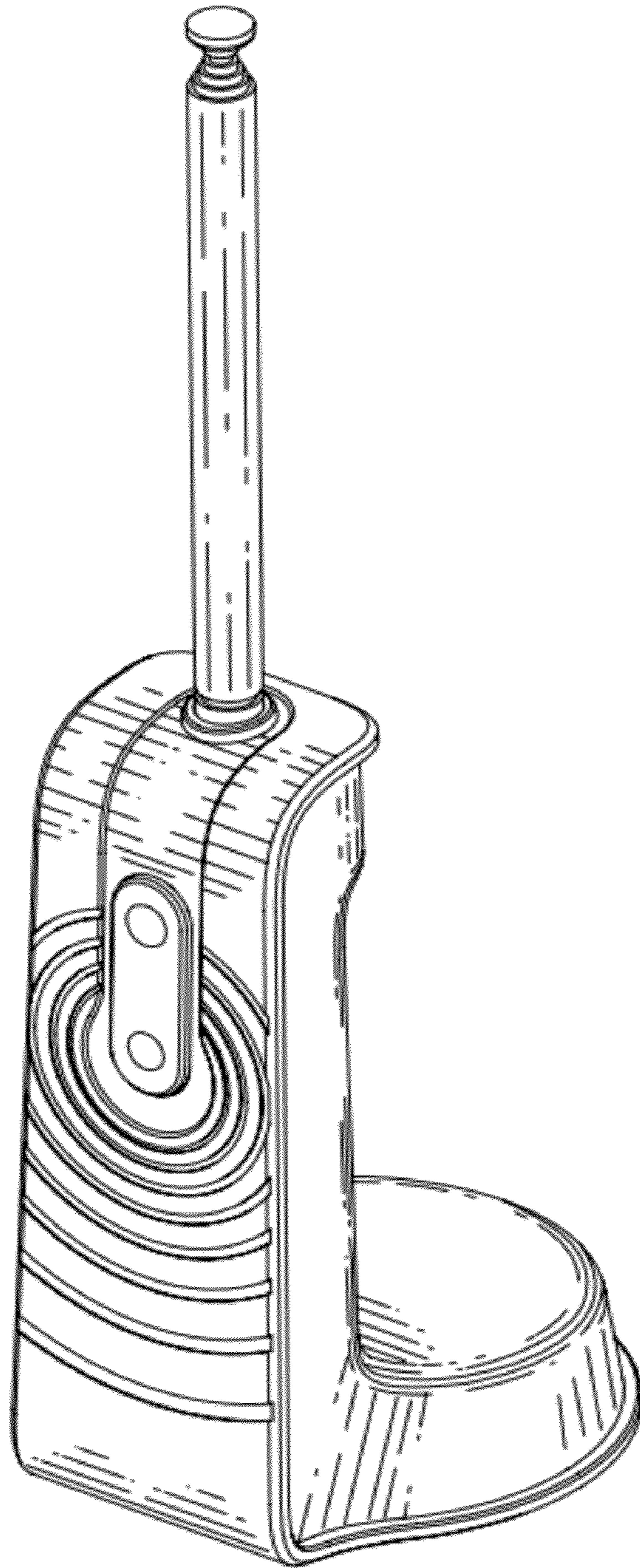


FIG. 1

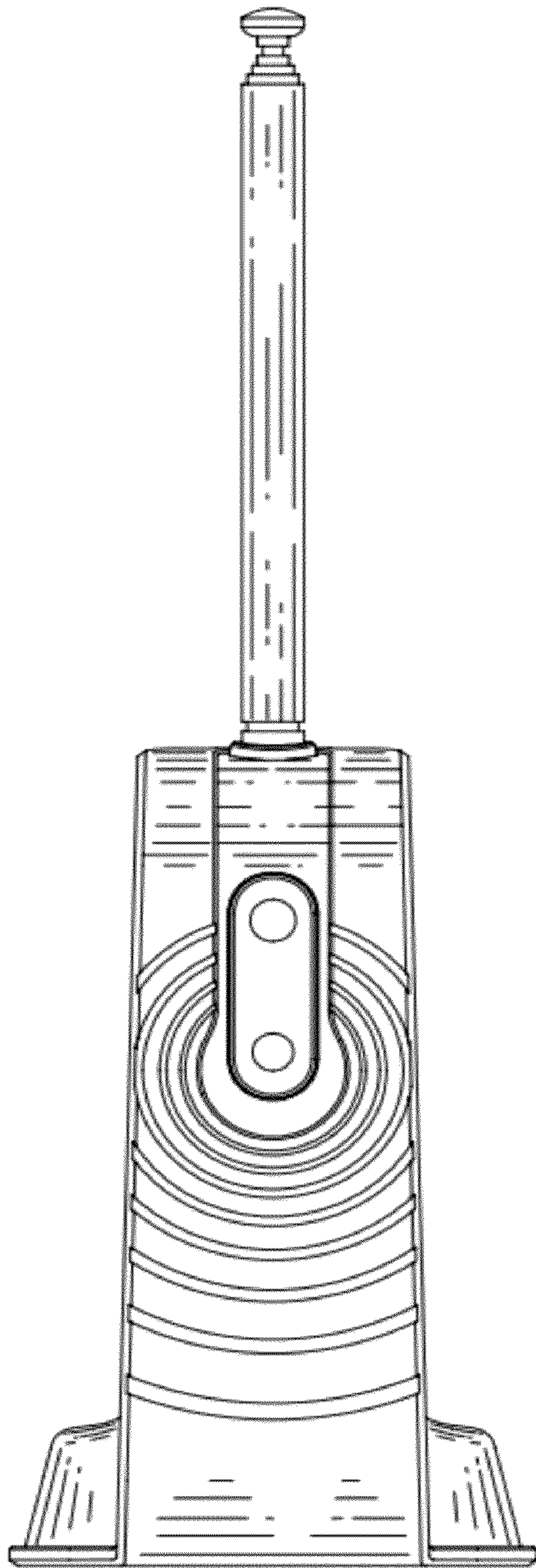


FIG. 2

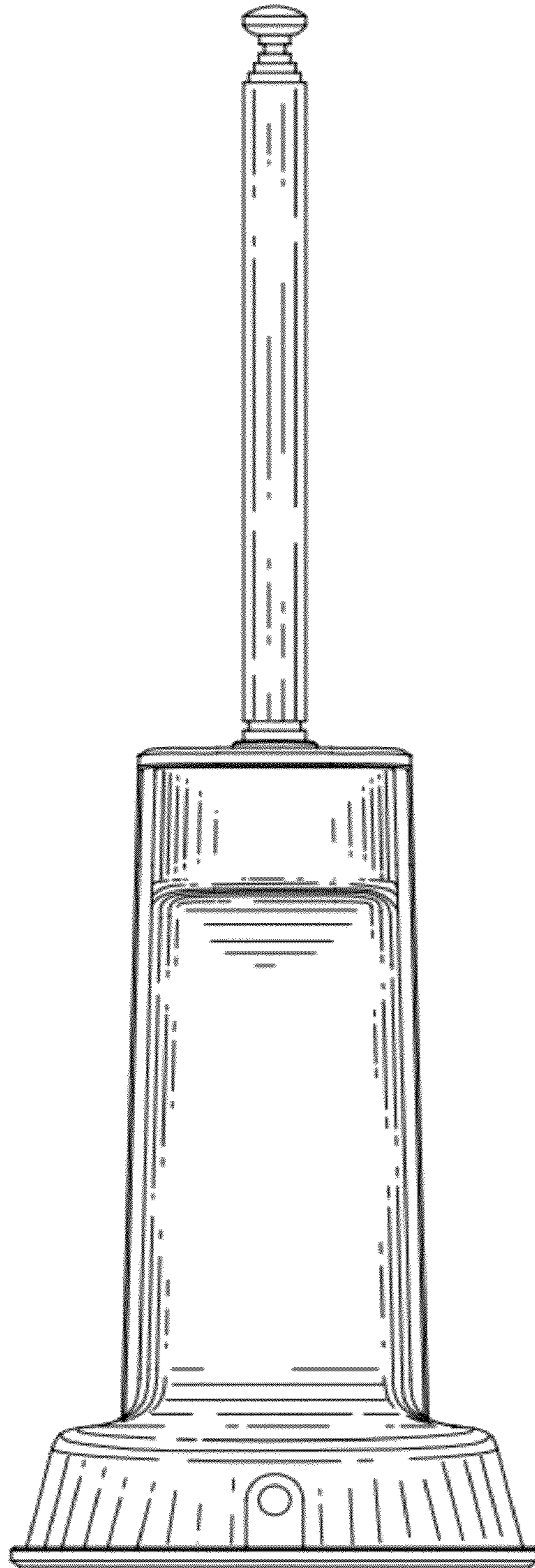


FIG. 3

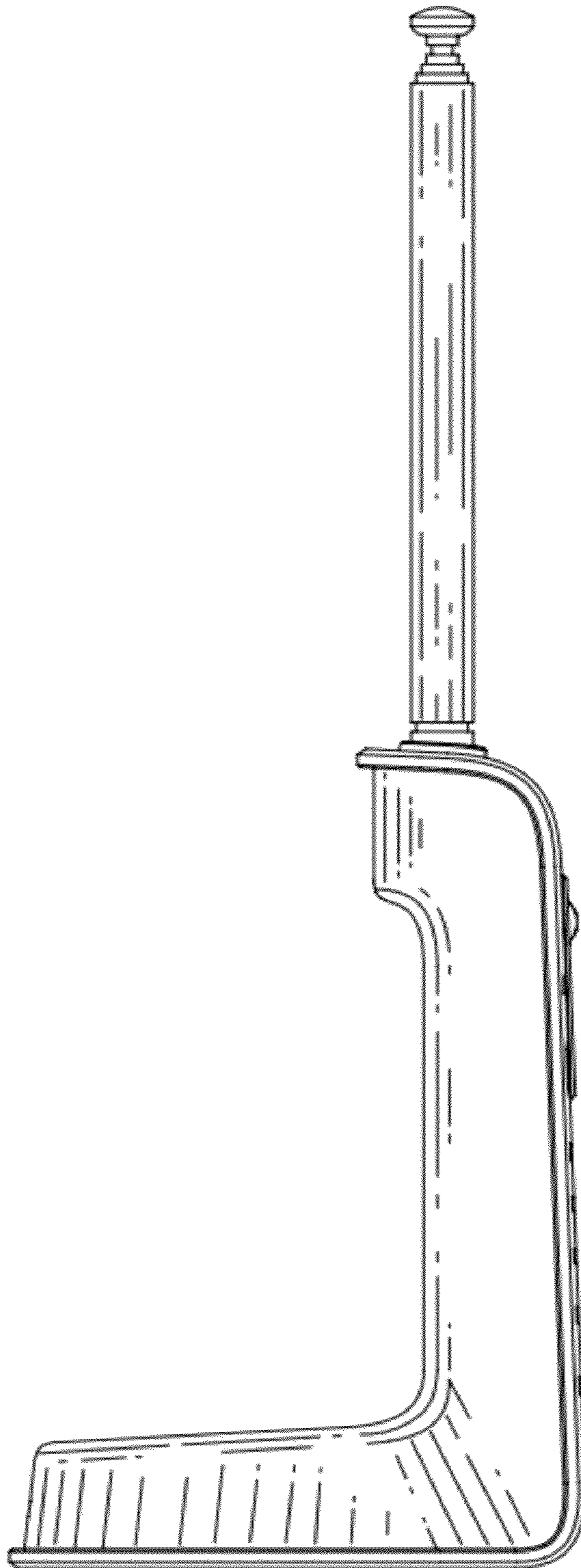


FIG. 4

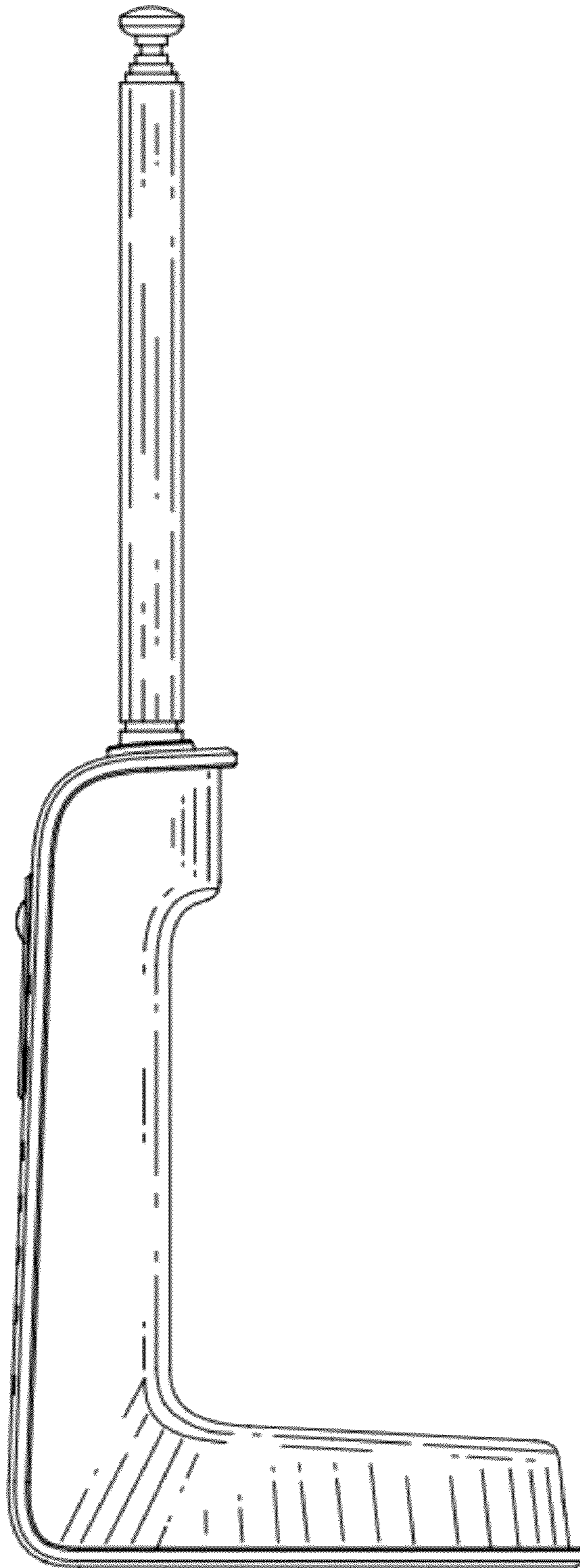


FIG. 5



FIG. 6

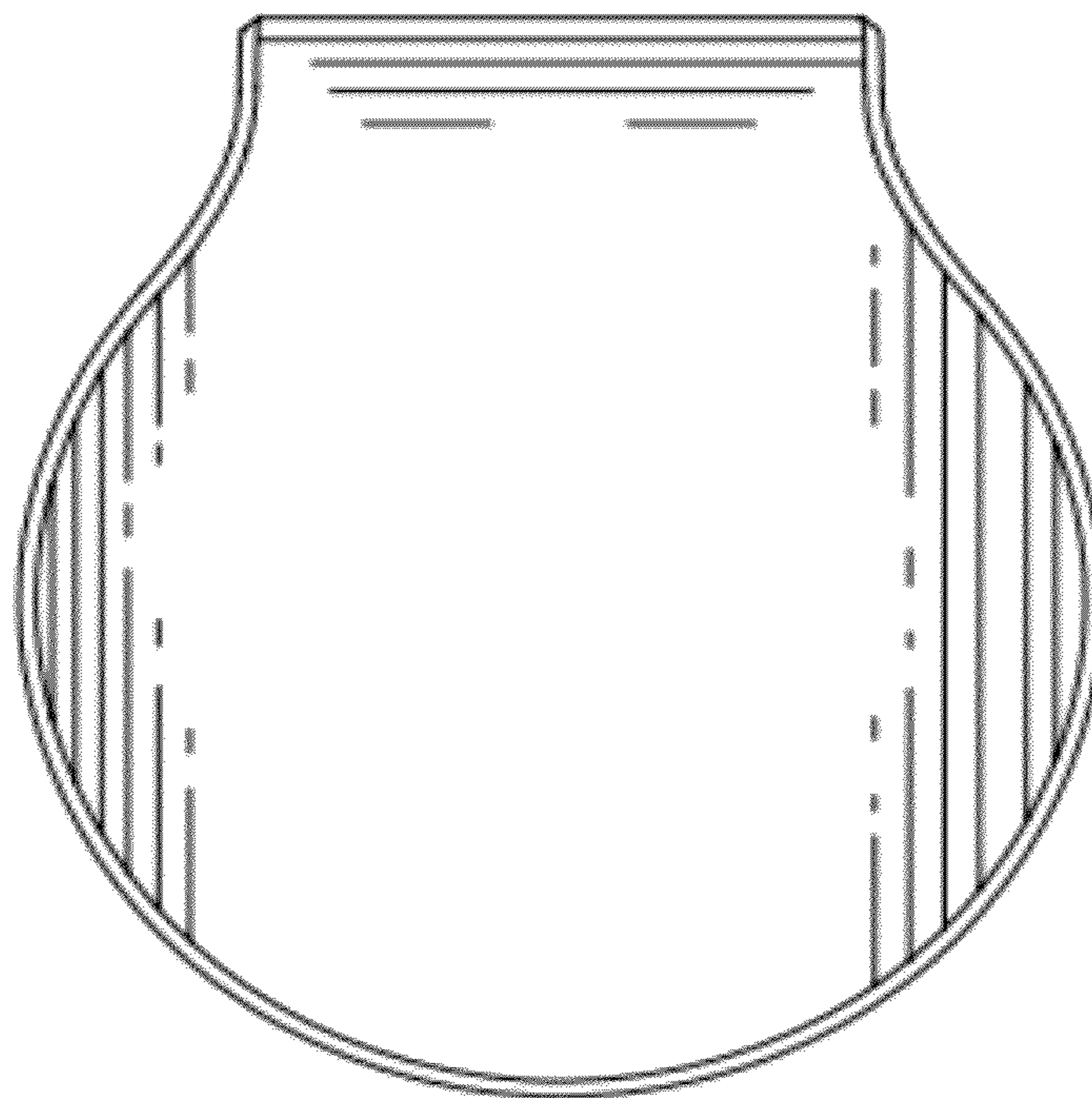


FIG. 7