



US00D658603S

(12) **United States Design Patent**
Egawa et al.

(10) **Patent No.:** **US D658,603 S**
(45) **Date of Patent:** **** May 1, 2012**

(54) **LIGHT EMITTING DIODE MODULE**

(75) Inventors: **Kazuo Egawa**, Kanagawa (JP); **Yuichiro Takahara**, Kanagawa (JP); **Seiko Kawashima**, Kanagawa (JP); **Akiko Saito**, Kanagawa (JP); **Tsuyoshi Oyaizu**, Kanagawa (JP); **Takeshi Arimura**, Kanagawa (JP)

(73) Assignee: **Toshiba Lighting & Technology Corporation**, Kanagawa (JP)

(**) Term: **14 Years**

(21) Appl. No.: **29/375,169**

(22) Filed: **Sep. 17, 2010**

(30) **Foreign Application Priority Data**

Jun. 15, 2010 (JP) 2010-014656

(51) **LOC (9) Cl.** **13-03**

(52) **U.S. Cl.** **D13/180; D26/1**

(58) **Field of Classification Search** D26/1-5, D26/120, 113; 313/483, 498, 500, 313, 315, 313/316, 317; 257/79-81, 88-89, 95, 98-100, 257/E33.058; 362/555, 800, 183, 382, 256, 362/309; D13/180, 182; D6/300, 308, 309
See application file for complete search history.

(56) **References Cited**

U.S. PATENT DOCUMENTS

D31,074	S	*	6/1899	Odgers	D6/309
4,165,573	A	*	8/1979	Richards	40/661
D259,560	S	*	6/1981	Mochizuki et al.	D13/182
D292,044	S	*	9/1987	Billiet	D6/300
D304,694	S	*	11/1989	Goss	D10/114.1
D387,453	S	*	12/1997	Protzek	D26/39
D417,026	S	*	11/1999	Taylor et al.	D26/67
D503,691	S	*	4/2005	Standing et al.	D13/182
D512,694	S	*	12/2005	Kim et al.	D13/180
D517,027	S	*	3/2006	Suenaga	D13/180

D556,703	S	*	12/2007	Suenaga	D13/180
D573,553	S	*	7/2008	Uemoto et al.	D13/180
D576,573	S	*	9/2008	Kobayakawa	D13/180
D576,576	S	*	9/2008	Shida et al.	D13/180
D576,970	S	*	9/2008	Uemoto et al.	D13/180
D582,064	S	*	12/2008	Mukai	D26/24
7,524,080	B2	*	4/2009	Tu et al.	362/183
D593,043	S	*	5/2009	Song	D13/180
D593,967	S	*	6/2009	Fushimi	D13/180
D601,281	S	*	9/2009	Howard et al.	D26/26
D607,420	S	*	1/2010	Imai et al.	D13/180
D615,052	S	*	5/2010	Imai et al.	D13/180
D618,635	S	*	6/2010	Imai et al.	D13/180
7,767,486	B2	*	8/2010	Edris et al.	438/66
D627,311	S	*	11/2010	Lai et al.	D13/180
D636,899	S	*	4/2011	Shibahara	D26/1
7,926,978	B2	*	4/2011	Tsai	362/249.02
D637,564	S	*	5/2011	Tseng et al.	D13/180
D643,945	S	*	8/2011	Cook	D26/1

(Continued)

FOREIGN PATENT DOCUMENTS

JP D1183708 9/2003

(Continued)

Primary Examiner — Jeffrey D Asch

(74) *Attorney, Agent, or Firm* — J.C. Patents

(57) **CLAIM**

The ornamental design for a light emitting diode module, as shown and described.

DESCRIPTION

FIG. 1 is a perspective view of a light emitting diode module showing our new design;


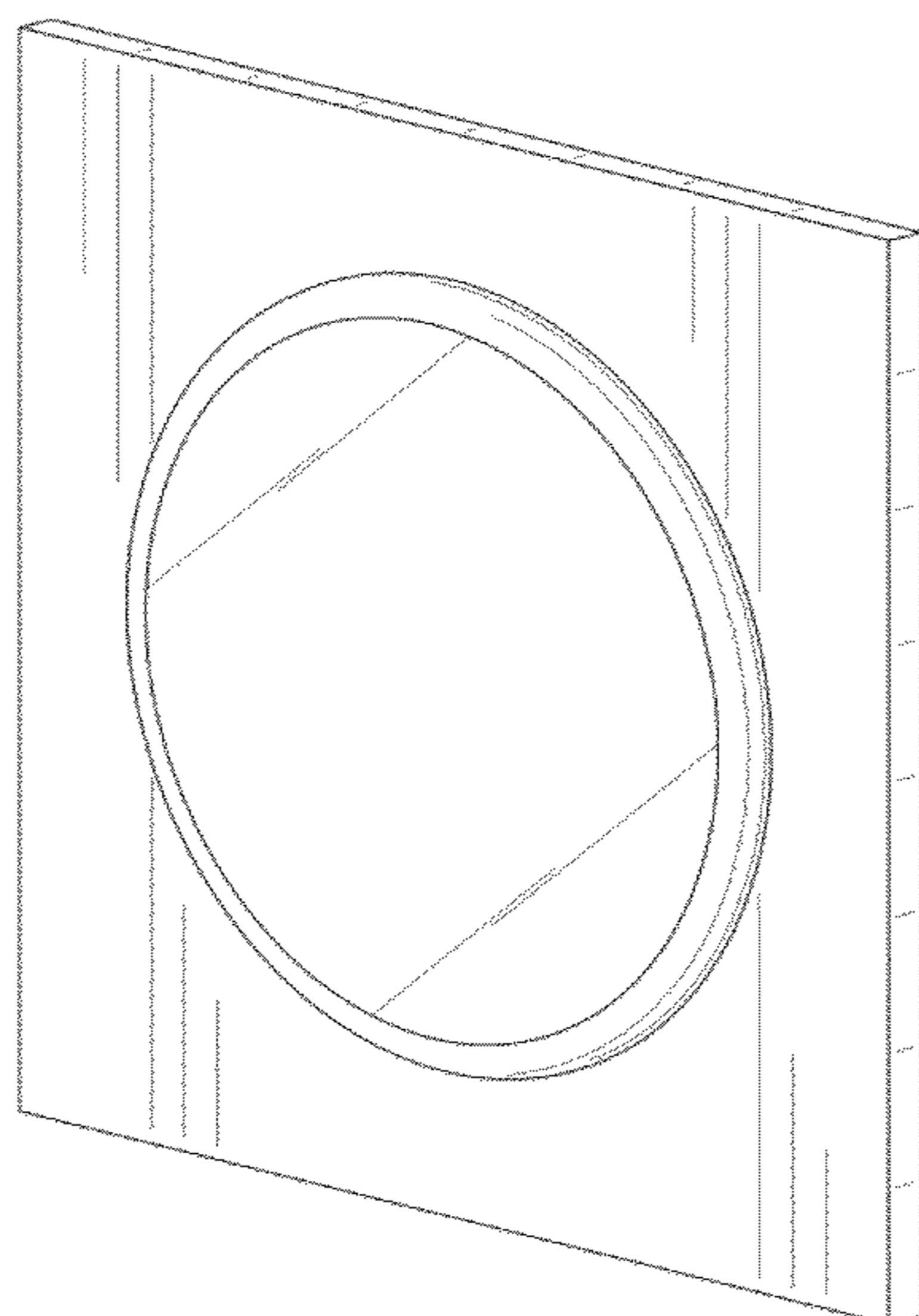
FIG. 2 is a front view thereof;

FIG. 3 is a rear view thereof;

FIG. 4 is a right side view thereof, the left side view being a mirror image of the right side view; and,

FIG. 5 is a top view thereof, the bottom view being a mirror image of the top view.

1 Claim, 5 Drawing Sheets



US D658,603 S

Page 2

U.S. PATENT DOCUMENTS

D643,948 S * 8/2011 Wada et al. D26/2
8,030,676 B2 * 10/2011 Lin 257/99
D650,760 S * 12/2011 Hussell et al. D13/180
2007/0018295 A1 * 1/2007 Kim et al. 257/678
2007/0165392 A1 * 7/2007 Sun et al. 361/831
2010/0230709 A1 * 9/2010 Kanno 257/99

2011/0080747 A1* 4/2011 Yeh 362/382
2011/0084297 A1* 4/2011 Ogata et al. 257/98

FOREIGN PATENT DOCUMENTS

JP D1218688 9/2004
JP D1343584 11/2008

* cited by examiner

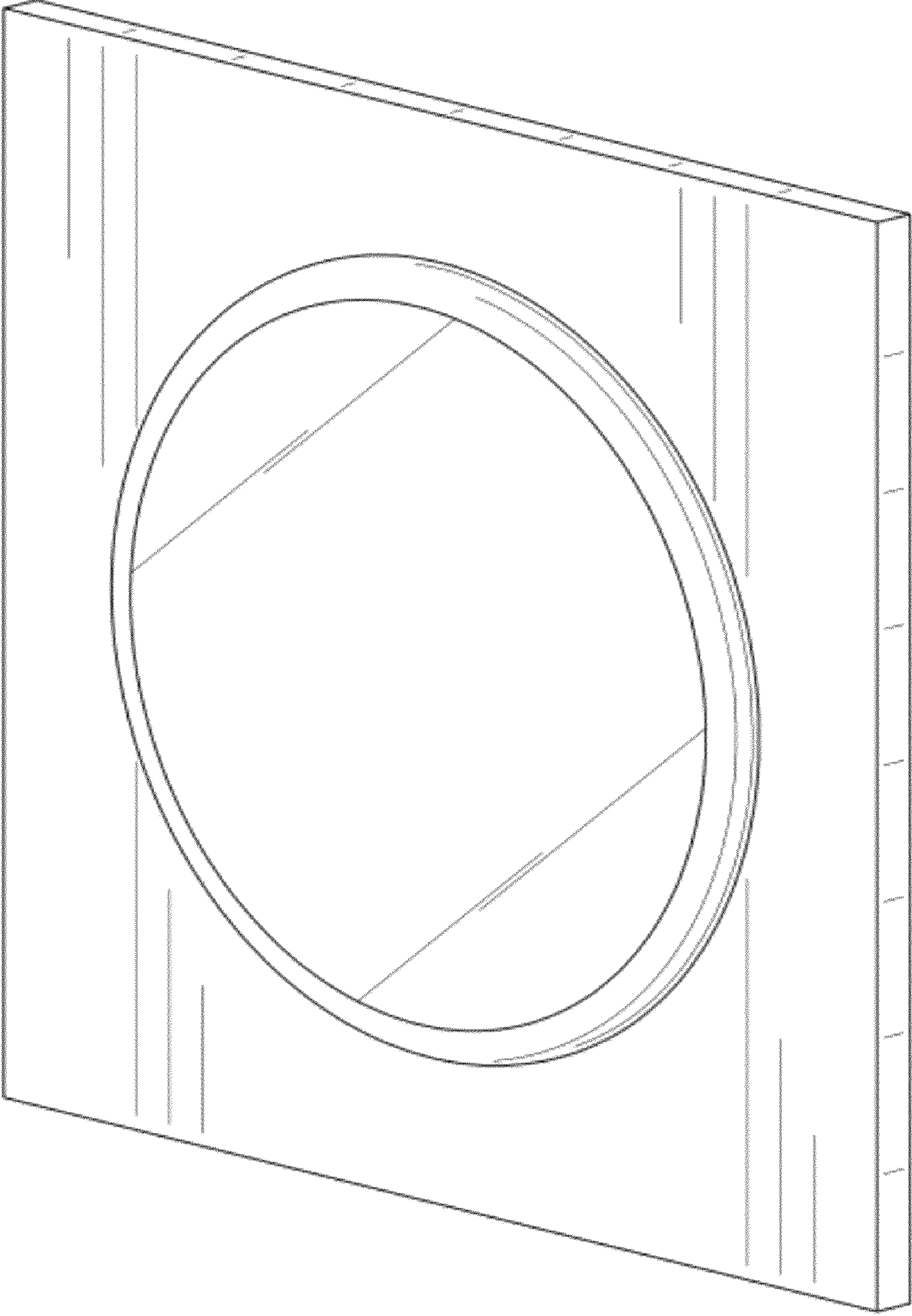


FIG. 1

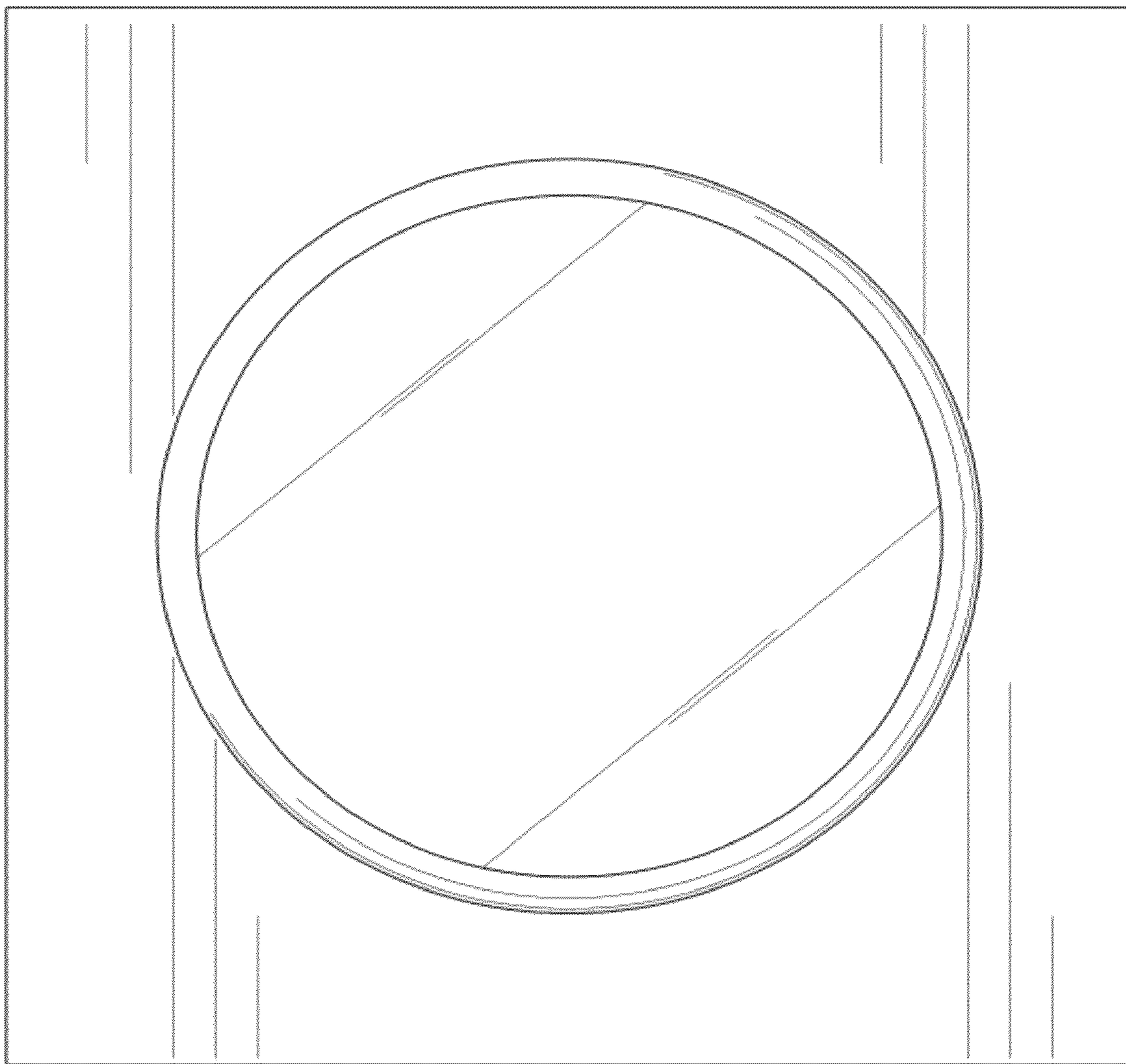


FIG. 2




FIG. 3




FIG. 4




FIG. 5