



US00D658588S

(12) **United States Design Patent**
Justice

(10) **Patent No.:** **US D658,588 S**

(45) **Date of Patent:** **** May 1, 2012**

(54) **RECESSED OUTLET COVER**

(76) Inventor: **Paul Justice**, Port St. Lucie, FL (US)

(**) Term: **14 Years**

(21) Appl. No.: **29/402,740**

(22) Filed: **Sep. 27, 2011**

(51) **LOC (9) Cl.** **13-03**

(52) **U.S. Cl.** **D13/156**

(58) **Field of Classification Search** D13/156,
D13/139.1, 139.3, 139.4, 152, 154, 173, 184,
D13/199; 174/50, 53, 54, 55, 58, 60, 64,
174/66, 650; 248/56; 439/135, 136, 373,
439/535, 536, 537, 543, 892, 894
See application file for complete search history.

| | | | | |
|--------------|------|---------|---------------|---------|
| 6,857,903 | B2 | 2/2005 | Hyde | |
| 6,875,937 | B1 | 4/2005 | Saviano | |
| 7,044,318 | B2 | 5/2006 | Gates, II | |
| 7,294,781 | B1 | 11/2007 | Gretz | |
| 7,300,025 | B2 * | 11/2007 | Korczyk | 248/56 |
| D559,789 | S * | 1/2008 | Dinh | D13/152 |
| D570,787 | S * | 6/2008 | Kinnard | D13/156 |
| D595,659 | S | 7/2009 | Maurer et al. | |
| D605,139 | S * | 12/2009 | Moore | D13/156 |
| 2007/0181328 | A1 * | 8/2007 | Dinh | 174/50 |

* cited by examiner

Primary Examiner — Stella Reid

Assistant Examiner — Derrick Holland

(57) **CLAIM**

I claim the ornamental design for the recessed outlet cover, as shown and described.

(56) **References Cited**

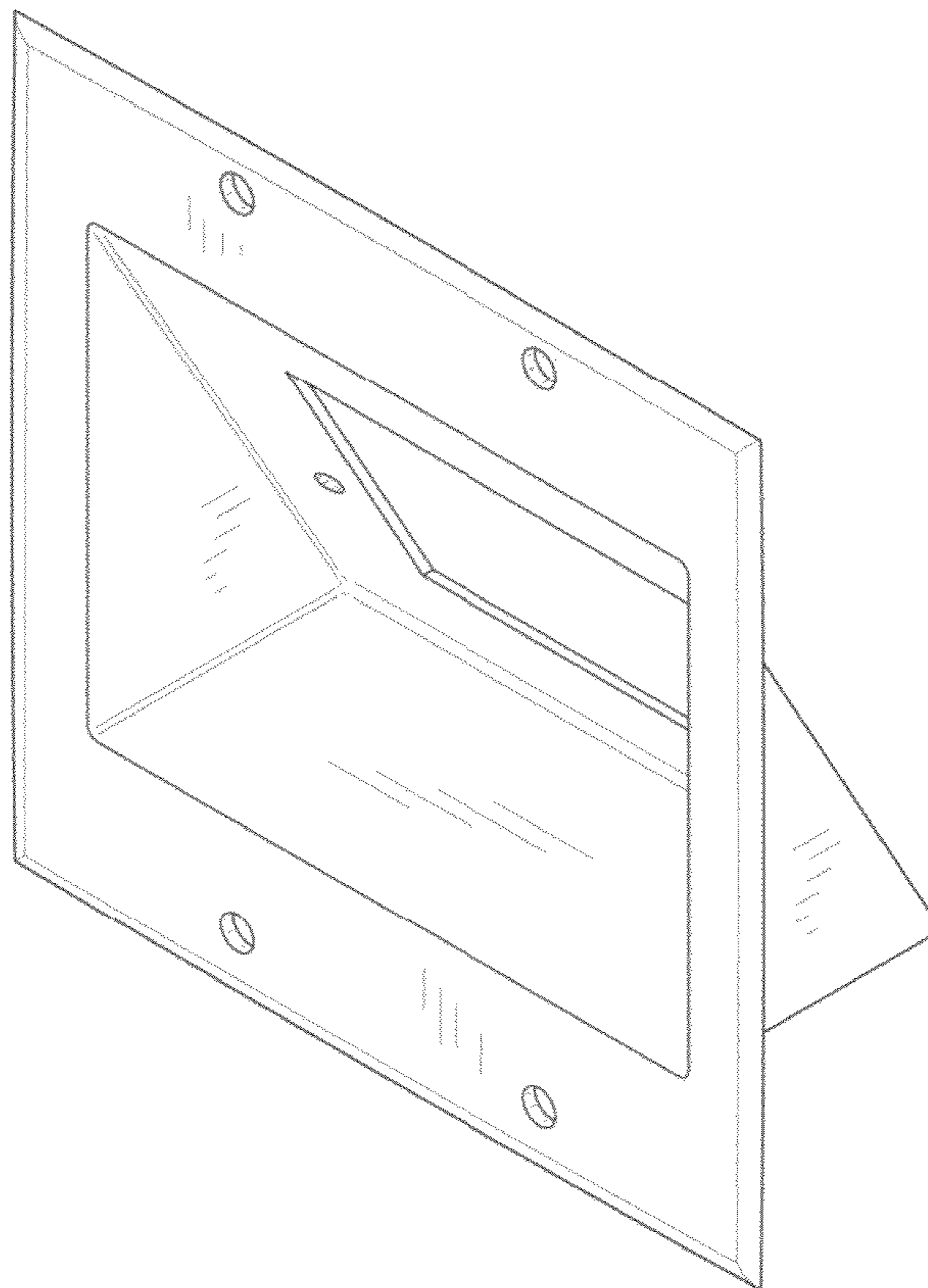
U.S. PATENT DOCUMENTS

| | | | | |
|-----------|------|---------|----------------------|---------|
| 4,059,327 | A | 11/1977 | Vann | |
| 4,936,794 | A | 6/1990 | Shaw et al. | |
| 5,275,946 | A | 1/1994 | Hatzenbuehler et al. | |
| D343,825 | S * | 2/1994 | Enderby | D13/152 |
| 5,574,256 | A | 11/1996 | Cottone | |
| D400,507 | S * | 11/1998 | Monaco | D13/156 |
| 5,934,917 | A | 8/1999 | Haut | |
| 6,395,984 | B1 * | 5/2002 | Gillera | 174/58 |
| D460,421 | S * | 7/2002 | Marozsan, Jr. | D13/156 |

DESCRIPTION

FIG. 1 is a perspective view of the recessed outlet cover.
FIG. 2 is a front view of the claimed design.
FIG. 3 is a rear view of the claimed design.
FIG. 4 is a side view of the claimed design.
FIG. 5 is a top view of the claimed design; and,
FIG. 6 is a bottom view of the claimed design.

1 Claim, 5 Drawing Sheets



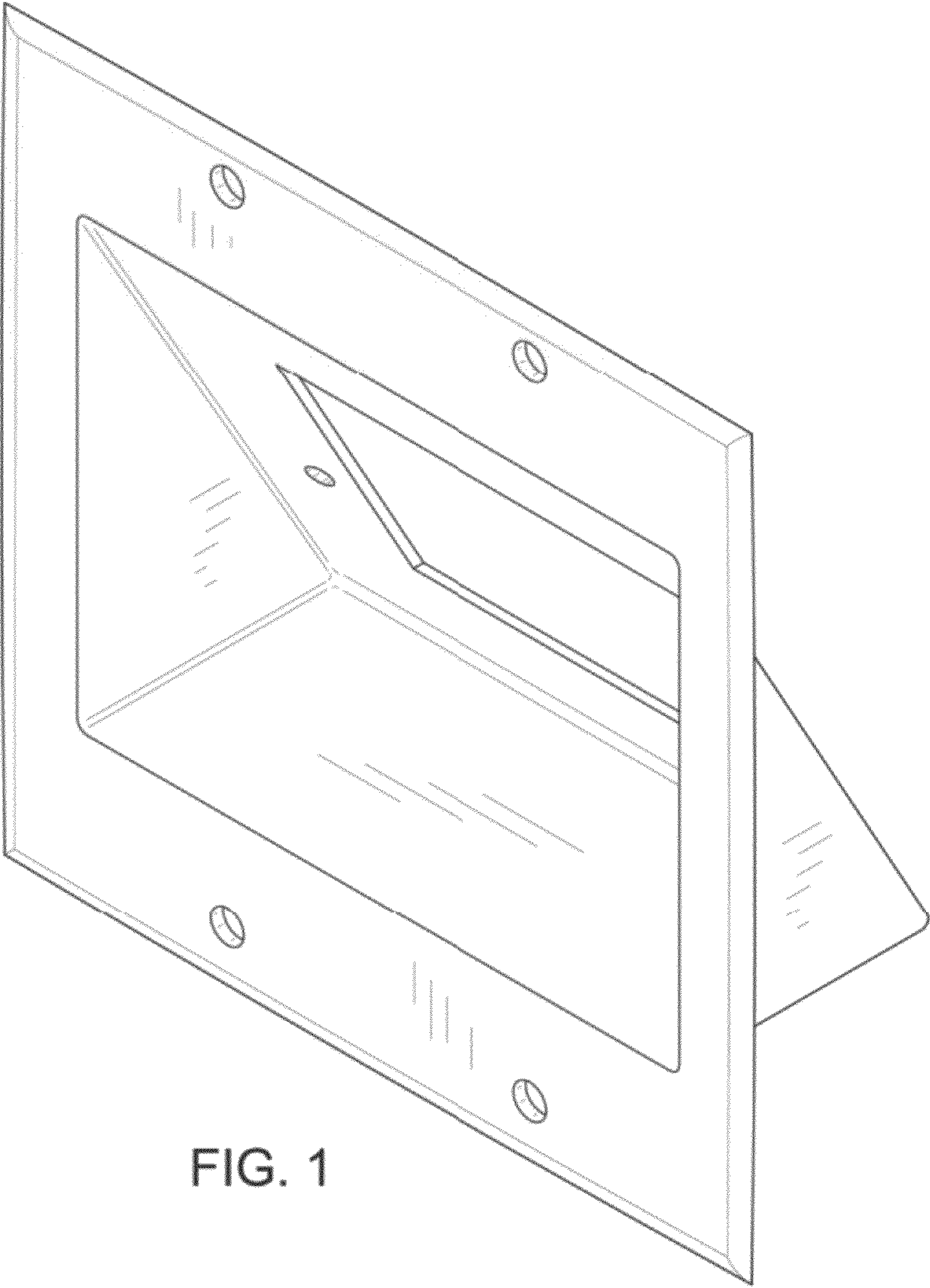


FIG. 1

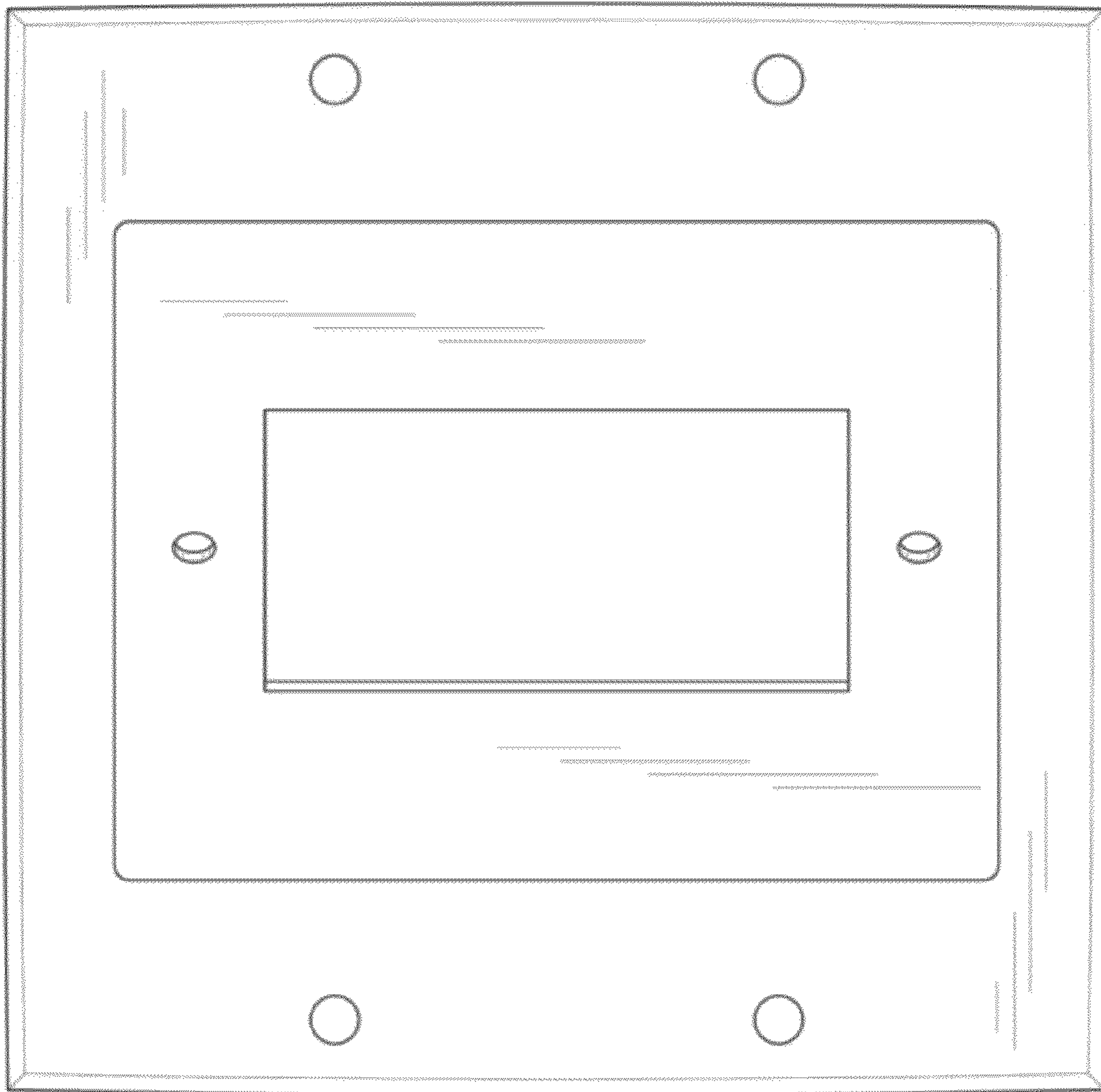


FIG. 2

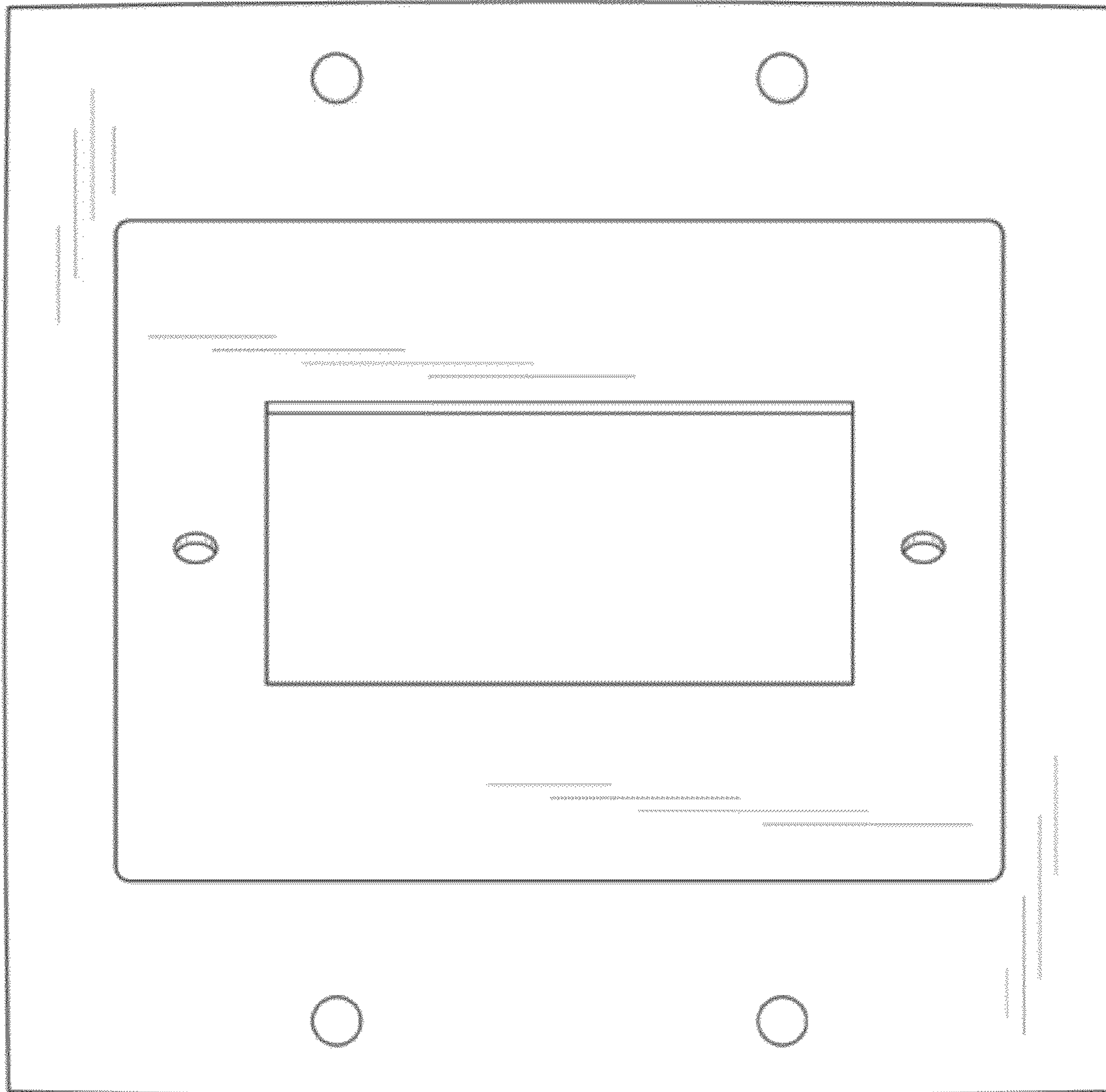


FIG. 3

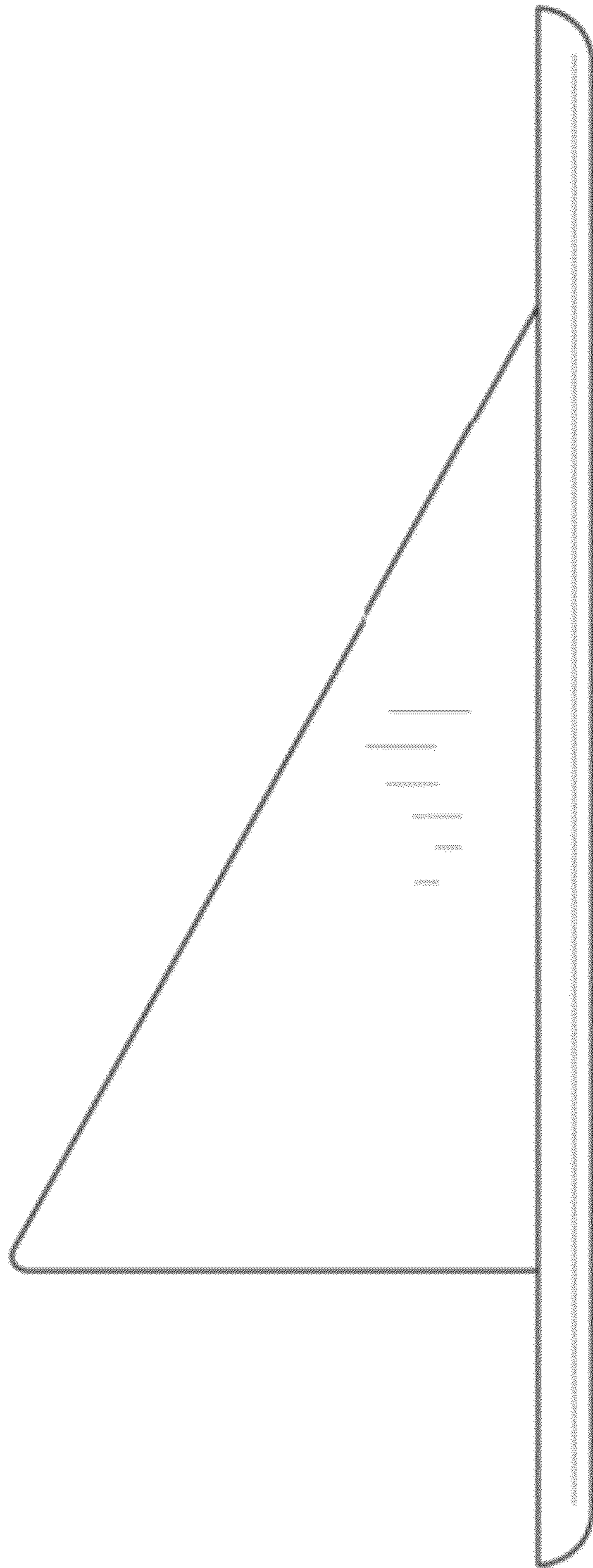


FIG. 4



FIG. 5




FIG. 6