



US00D658565S

(12) **United States Design Patent**
Akmal

(10) **Patent No.:** **US D658,565 S**

(45) **Date of Patent:** **** May 1, 2012**

(54) **ADJUSTABLE VEHICLE COVER**

(76) Inventor: **Nakheeb Akmal**, Bogart, GA (US)

(**) Term: **14 Years**

(21) Appl. No.: **29/382,327**

(22) Filed: **Dec. 31, 2010**

(51) **LOC (9) Cl.** **12-16**

(52) **U.S. Cl.** **D12/401**

(58) **Field of Classification Search** D12/401-405;
160/370.21, 370.22, 370.23; 280/770; 150/158,
150/165-167; 224/328; 296/136.01, 95.1,
296/84.1, 77.1; 135/88.01, 88.1, 91, 93,
135/95

See application file for complete search history.

(56) **References Cited**

U.S. PATENT DOCUMENTS

2,624,406	A	1/1953	Szychowski	
2,821,248	A	1/1958	Irvine	
4,635,993	A	1/1987	Hooper et al.	
4,657,298	A	4/1987	Yong	
4,727,898	A	3/1988	Guma	
4,842,324	A	6/1989	Carden	
4,858,985	A	8/1989	Wojcik	
4,867,216	A	9/1989	McKee	
4,903,749	A	2/1990	Hanania	
4,940,276	A	7/1990	Madison	
4,964,667	A	10/1990	Reis	
4,966,405	A	10/1990	Tremaine et al.	
4,972,892	A	11/1990	Yeh	
5,014,758	A	5/1991	Stinson	
5,029,933	A	7/1991	Gillem	
D319,202	S *	8/1991	Reinhart	D12/133
5,102,183	A	4/1992	Swartz	
5,158,324	A	10/1992	Flesher	
D331,211	S	11/1992	Harris	
5,161,849	A	11/1992	Holland, Jr.	
5,244,245	A	9/1993	Kashino	
5,356,191	A	10/1994	Sheehan	

5,364,156	A	11/1994	Zerow
5,409,286	A	4/1995	Huang
5,435,362	A	7/1995	Chiang
5,456,515	A	10/1995	Dang
5,490,707	A	2/1996	De La Cruz
5,597,197	A	1/1997	Mowar et al.

(Continued)

Primary Examiner — Caron D Veynar

Assistant Examiner — Katrina A Betton

(74) *Attorney, Agent, or Firm* — Smith Risley Tempel Santos LLC; Matthew T. Hoots

(57) **CLAIM**

The ornamental design for an adjustable vehicle cover, as shown and described.

DESCRIPTION

FIG. 1 is a top plan view of my new ornamental design for an adjustable vehicle cover;

FIG. 2 is a front-side view of the adjustable vehicle cover of FIG. 1 shown applied to a vehicle;

FIG. 3 is a left-side plan view of the adjustable vehicle cover of FIG. 1 shown applied to a vehicle, the right-side plan view being a minor image;


FIG. 4 is a top-side plan view of the adjustable vehicle cover of FIG. 1 shown applied to a vehicle;

FIG. 5 is a perspective view of the adjustable vehicle cover of FIG. 1 shown applied to a vehicle;

FIG. 6 is a left-side view of the adjustable vehicle cover of FIG. 1 shown applied to a vehicle with the side view mirror cover unsecured, the right-side plan view being a minor image; and,

FIG. 7 is a left-side view of the adjustable vehicle cover of FIG. 1 shown applied to a vehicle with the side view mirror cover secured, the right-side plan view being a minor image. In the drawings, the broken lines depict a vehicle and form no part of the claimed design.

1 Claim, 7 Drawing Sheets



US D658,565 S

Page 2

U.S. PATENT DOCUMENTS								
5,615,923	A	4/1997	Madison	6,789,838	B1	9/2004	Rubin	
5,697,416	A	12/1997	Bock et al.	6,863,100	B2 *	3/2005	Neal et al.	150/165
5,732,759	A	3/1998	Wang	7,059,650	B1	6/2006	Wood	
5,868,425	A	2/1999	McNulty	7,093,878	B1	8/2006	Fontanilla	
5,915,399	A	6/1999	Yang	7,204,280	B2	4/2007	Allen	
5,927,793	A	7/1999	McGrath, Jr.	7,337,793	B2	3/2008	Chen	
D417,481	S *	12/1999	Schwartz et al.	7,431,375	B1	10/2008	Julius	
6,076,577	A	6/2000	Ontaneda	7,673,924	B1	3/2010	Lau	
D433,377	S	11/2000	Dill	D620,426	S *	7/2010	Conti	D12/401
6,223,760	B1	5/2001	Hughey	D621,777	S *	8/2010	Shmul	D12/401
6,394,528	B2	5/2002	Hoenack	2004/0227373	A1	11/2004	Robbins	
6,485,086	B2	11/2002	McGrath, Jr.	2005/0173941	A1 *	8/2005	Paproski	296/100.06
6,513,853	B2	2/2003	Langley	2005/0179281	A1	8/2005	Brown	
D476,518	S *	7/2003	Doppelt	2005/0242622	A1 *	11/2005	Myers et al.	296/190.02
6,607,235	B2	8/2003	McGrath, Jr.	2006/0000529	A1	1/2006	Le	
6,641,203	B1	11/2003	Everett	2007/0085372	A1	4/2007	Dhanray	
6,705,337	B1	3/2004	Peckham	2007/0216193	A1	9/2007	Webber	

* cited by examiner

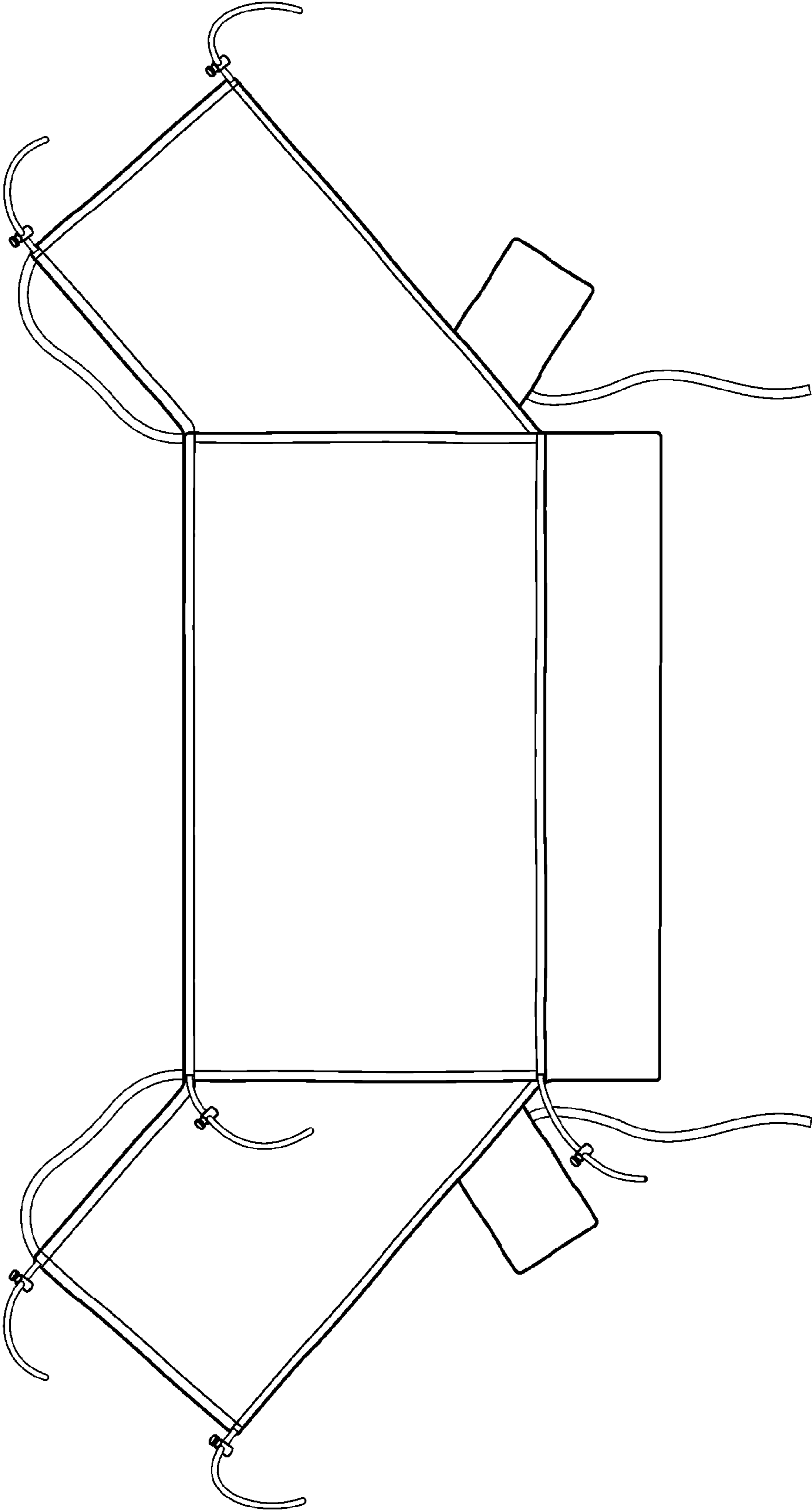


Fig. 1




Fig. 2

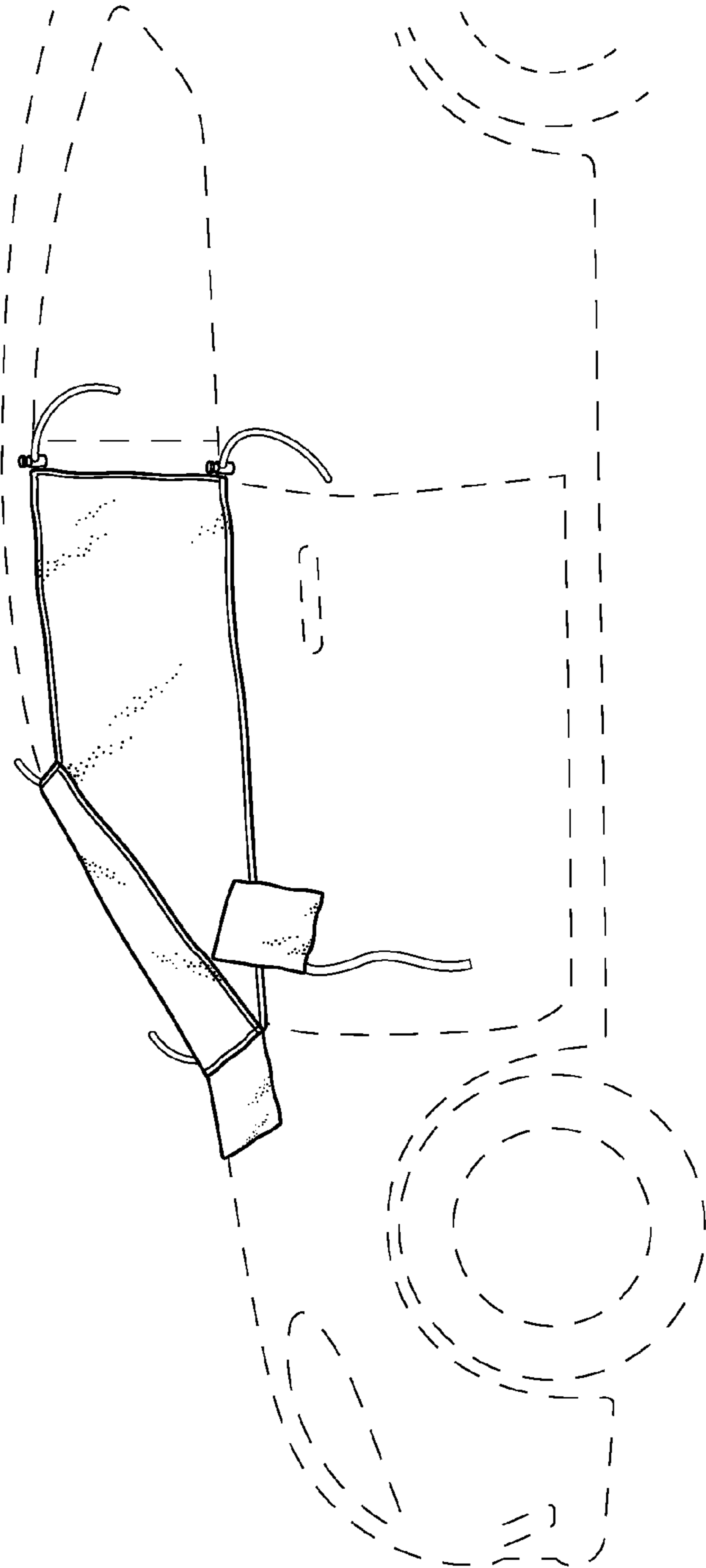


Fig. 3

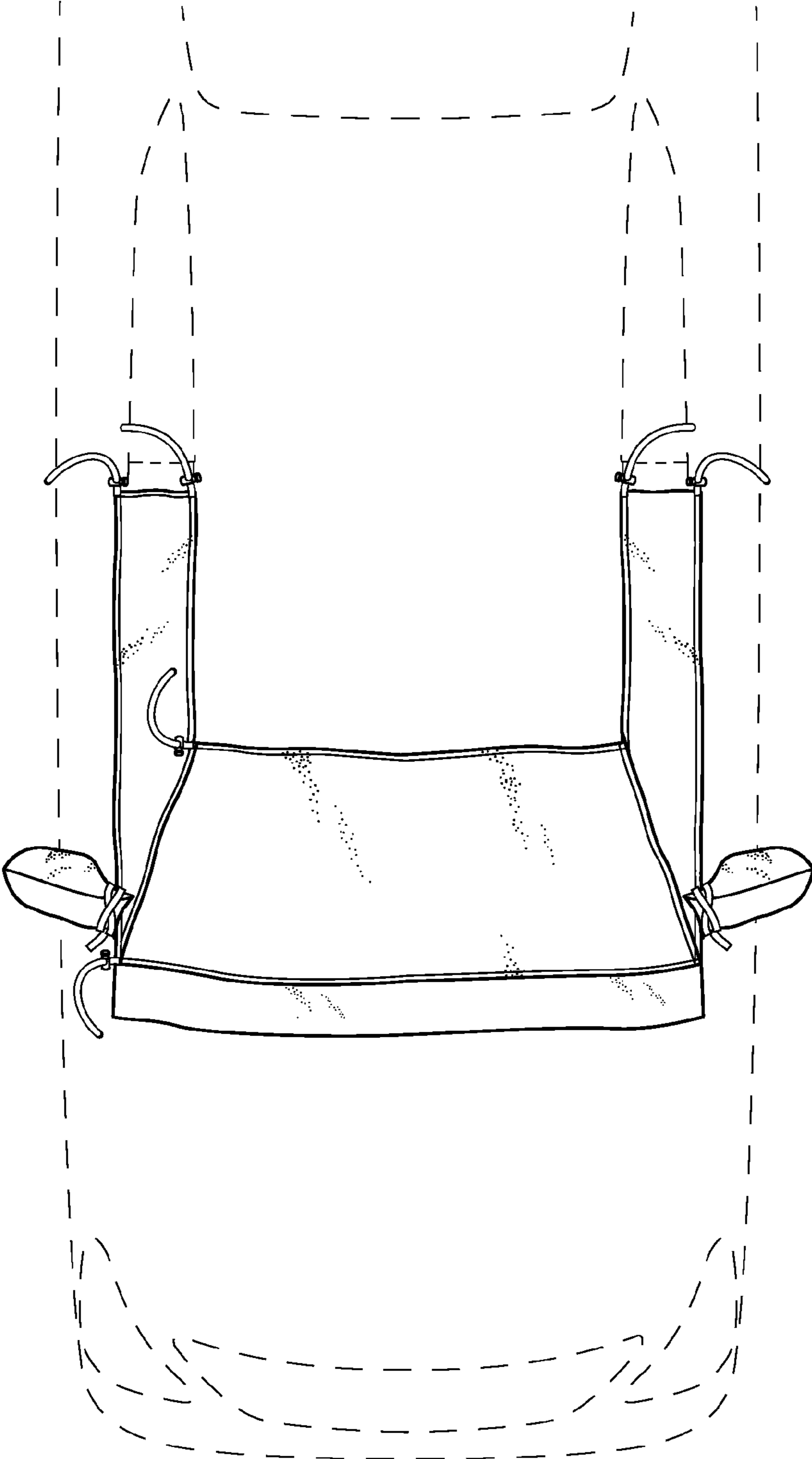


Fig. 4

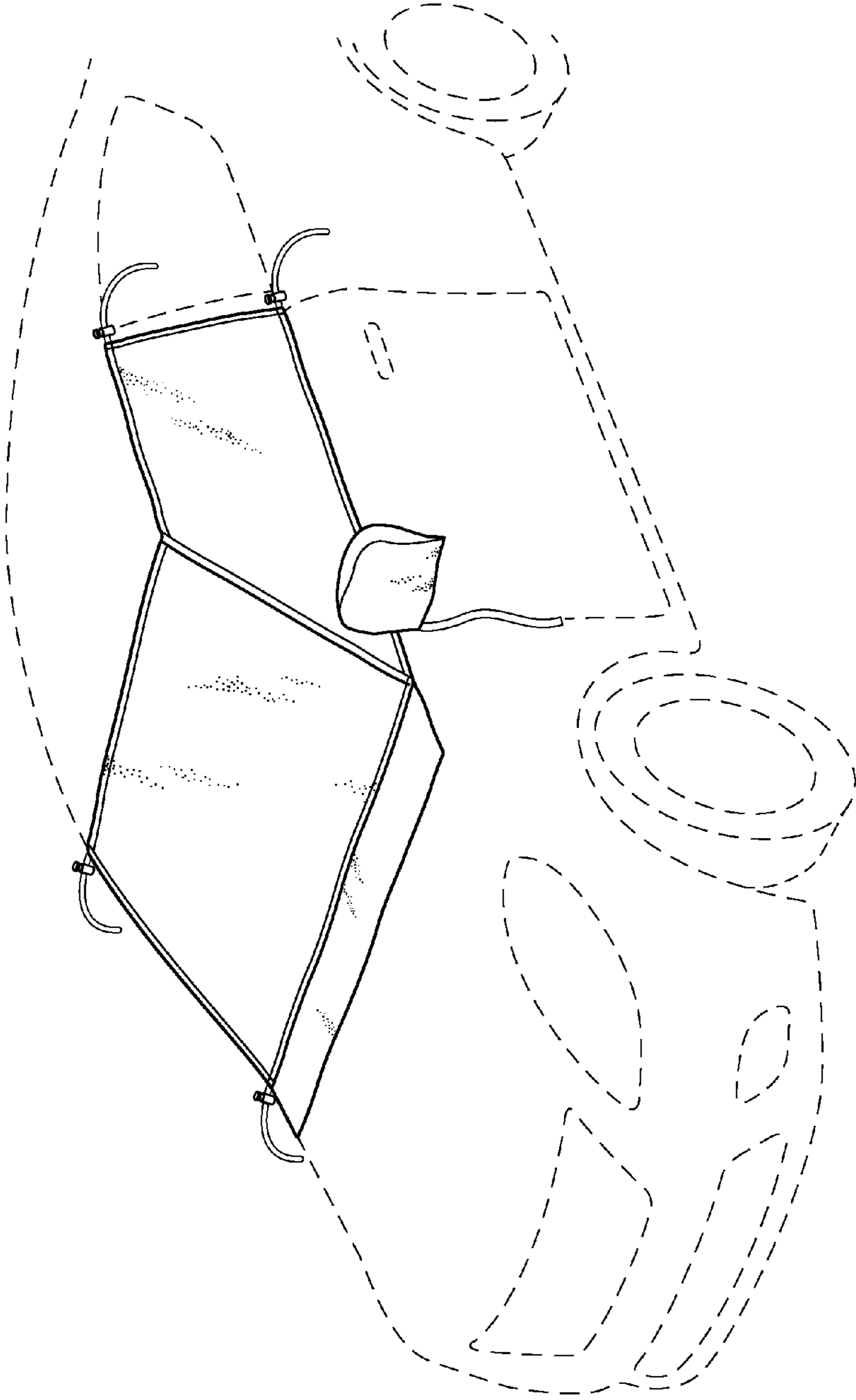


Fig. 5

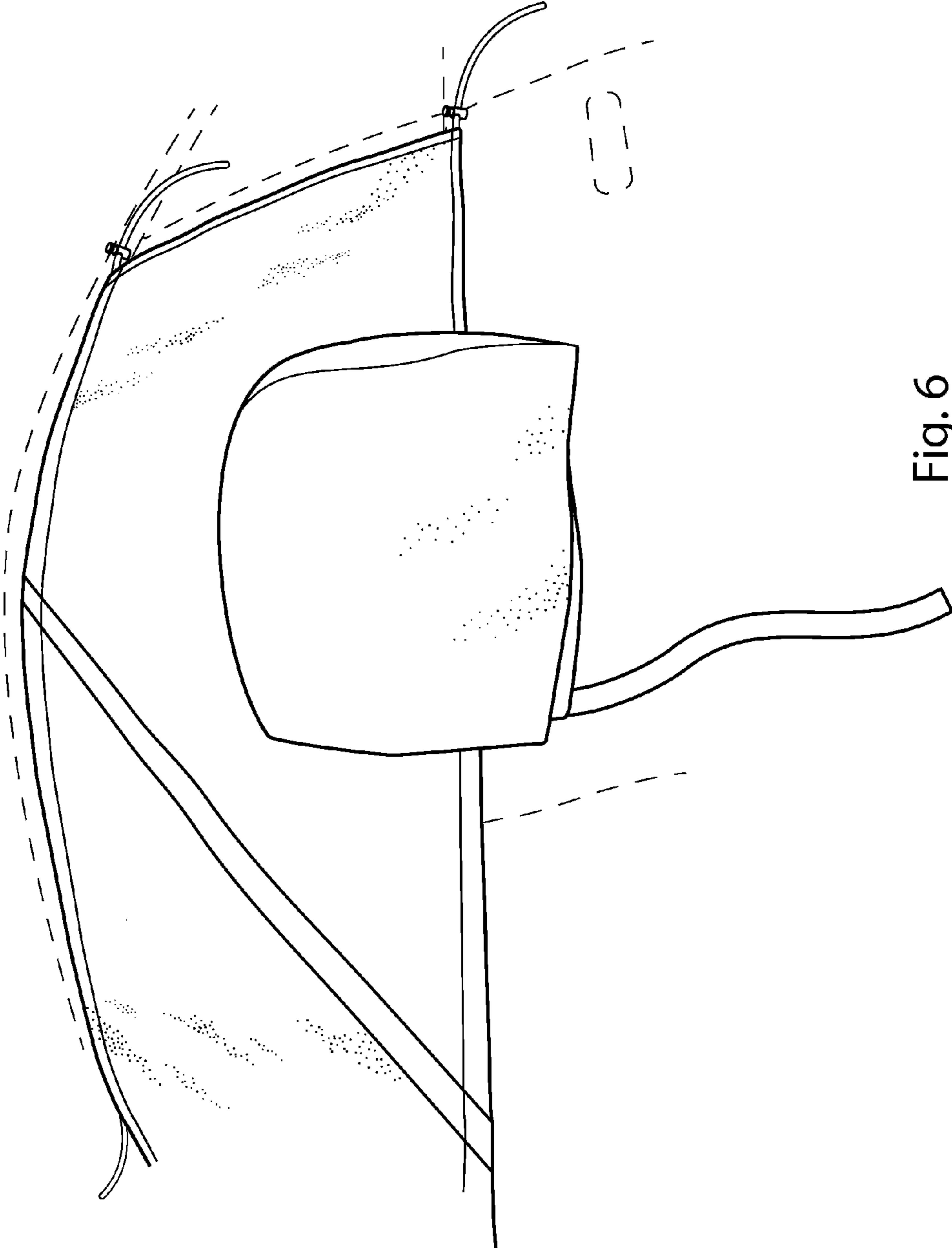


Fig. 6

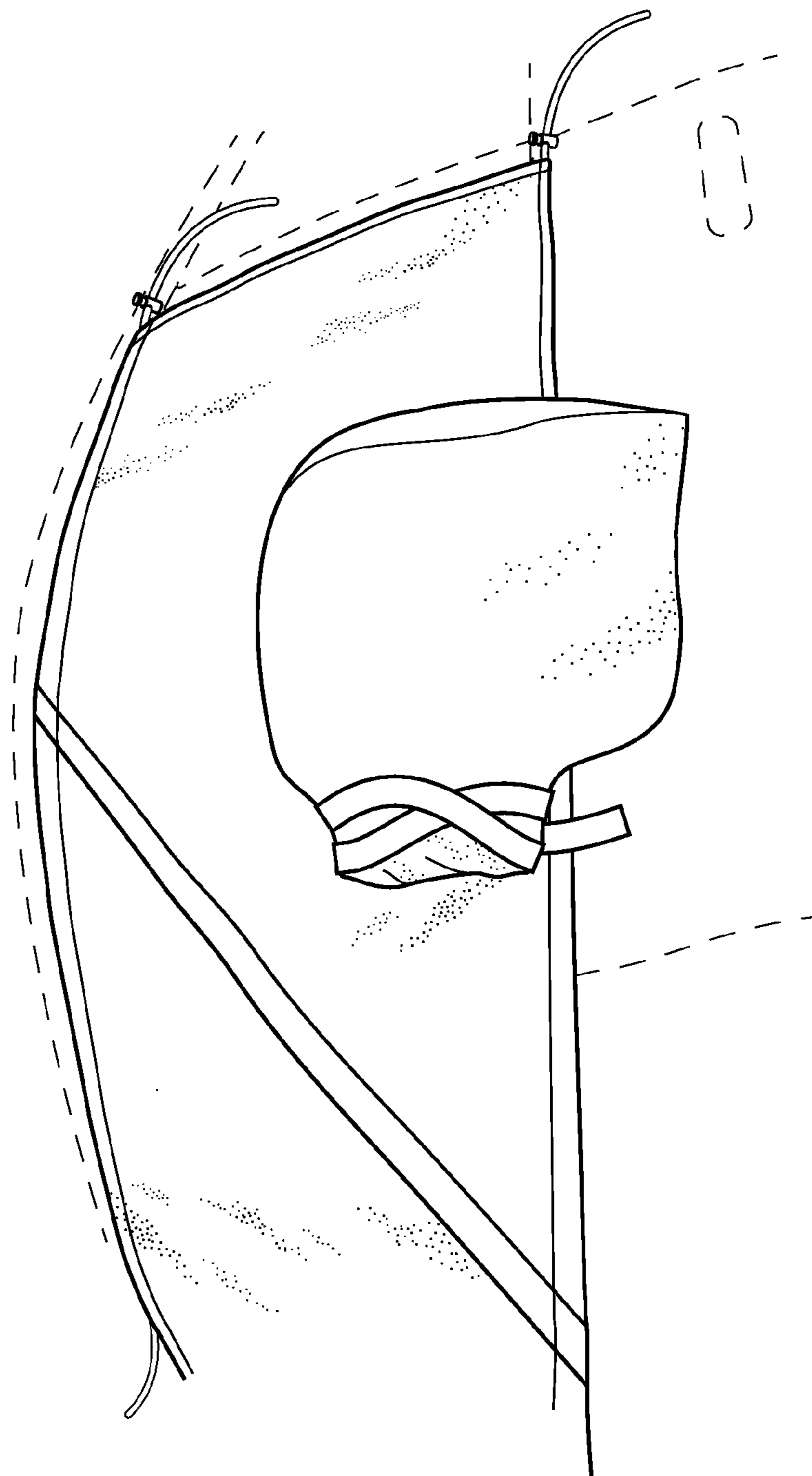


Fig. 7