



US00D658559S

(12) **United States Design Patent**
Hodges

(10) **Patent No.:** **US D658,559 S**

(45) **Date of Patent:** **** *May 1, 2012**

(54) **AUTOMOTIVE STEP**

(76) Inventor: **Francisco J. Hodges**, Yorba Linda, CA
(US)

(*) Notice: This patent is subject to a terminal disclaimer.

(**) Term: **14 Years**

(21) Appl. No.: **29/382,546**

(22) Filed: **Jan. 5, 2011**

(51) **LOC (9) Cl.** **12-16**

(52) **U.S. Cl.** **D12/203**

(58) **Field of Classification Search** D12/203,
D12/162; 224/521; 182/89-92, 150; 280/163-165,
280/770, 507; D25/68-69, 62; 293/117
See application file for complete search history.

(56) **References Cited**

U.S. PATENT DOCUMENTS

D495,283 S * 8/2004 Ashley et al. D12/203
D505,901 S * 6/2005 Wang D12/203
D513,398 S * 1/2006 Kozak et al. D12/203

D535,928 S * 1/2007 Crandall D12/203
D546,745 S * 7/2007 Storer D12/203
D559,755 S * 1/2008 Ito et al. D12/203
D568,222 S * 5/2008 Storer D12/203
7,717,444 B2 * 5/2010 Fichter 280/163

* cited by examiner

Primary Examiner — Stacia Cadmus

(74) *Attorney, Agent, or Firm* — Law Office of Eric B. Alspaugh

(57) **CLAIM**

The ornamental design for an automotive step, as shown and described.

DESCRIPTION

FIG. 1 is a front view of an automotive step showing my new design;

FIG. 2 is a rear view thereof;

FIG. 3 is a top view thereof;

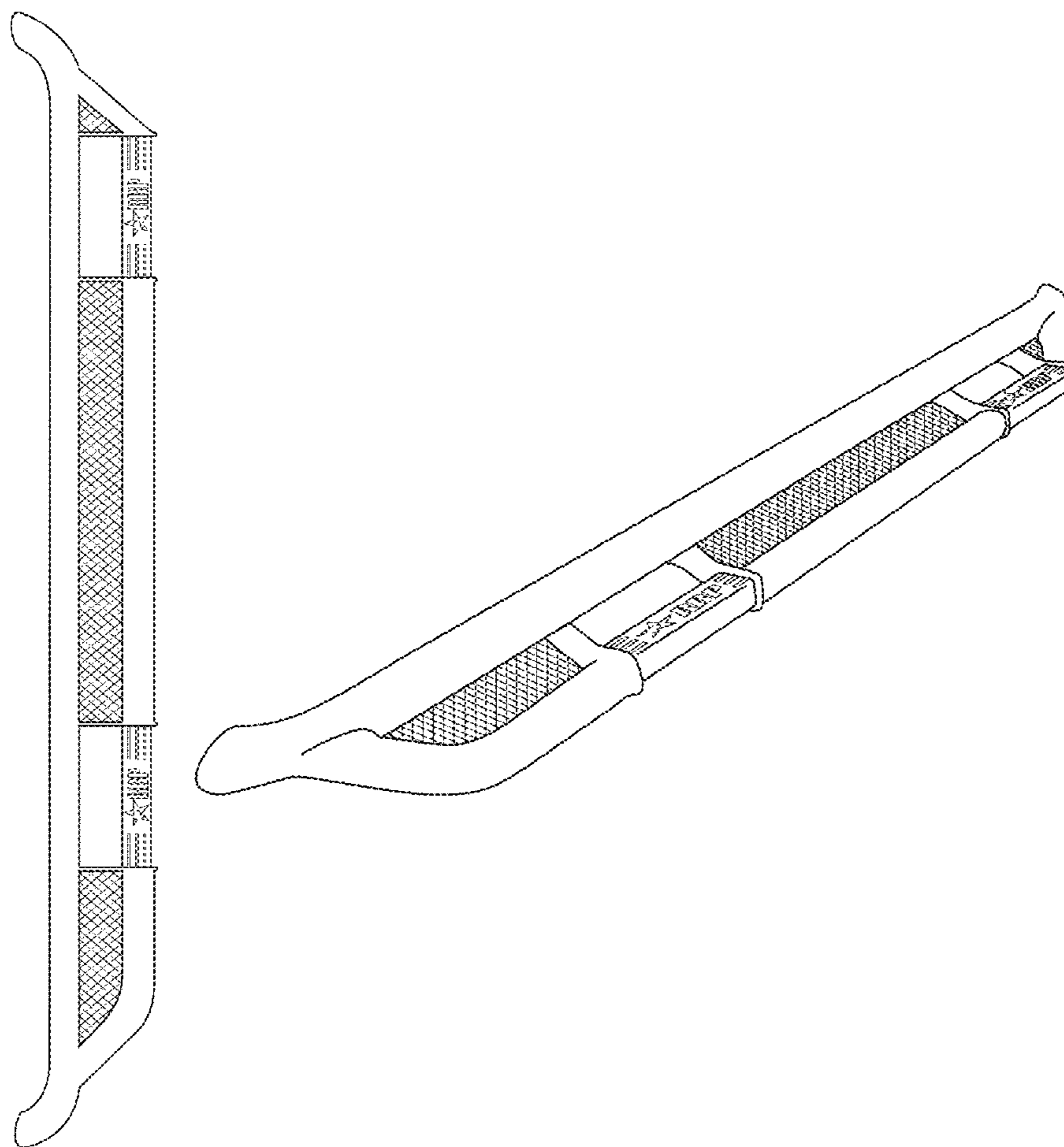
FIG. 4 is a bottom view thereof;

FIG. 5 is a left-side view thereof;

FIG. 6 is a right-side view thereof; and,

FIG. 7 is a perspective view thereof.

1 Claim, 3 Drawing Sheets



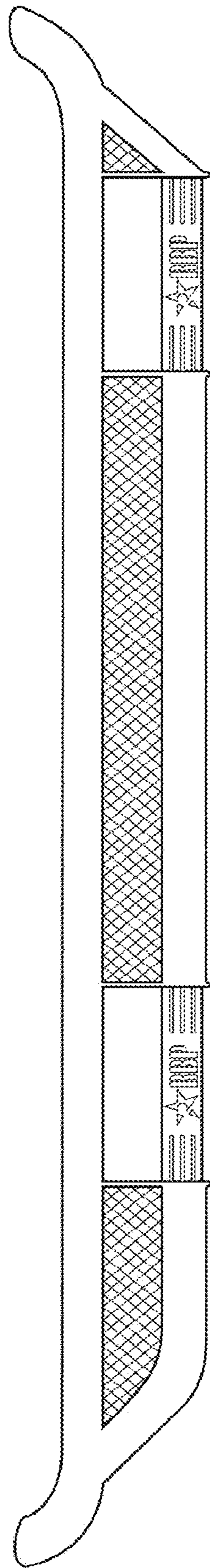


FIG. 1

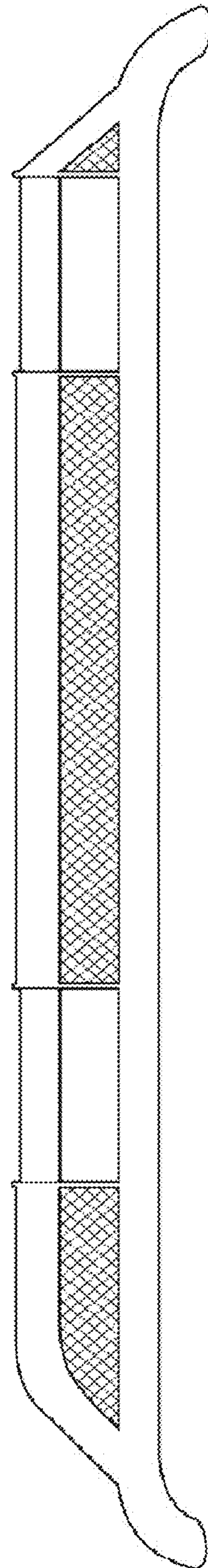


FIG. 2




FIG. 3




FIG. 4

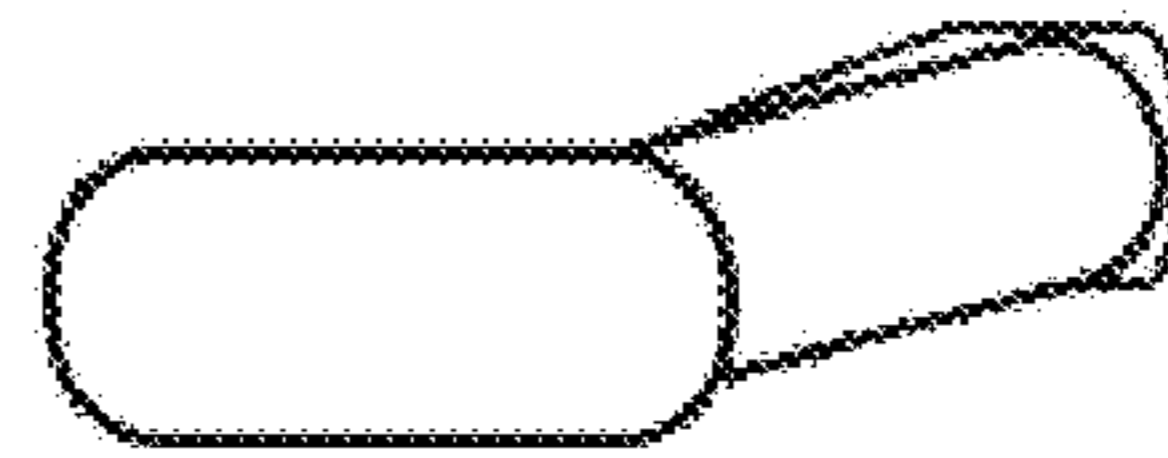


FIG. 5




FIG. 6

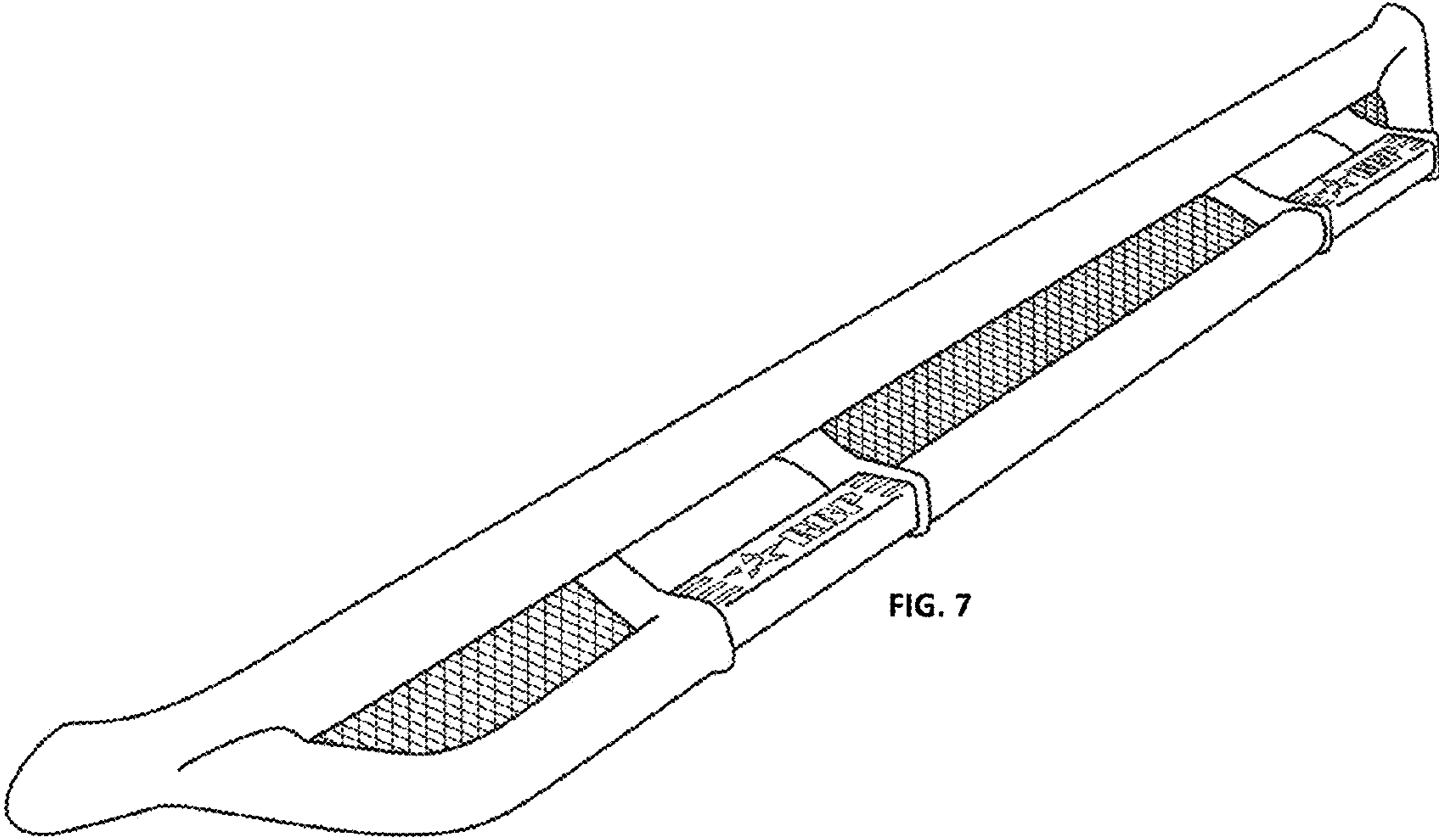


FIG. 7