



US00D658532S

(12) **United States Design Patent**
Papadimitriou

(10) **Patent No.:** **US D658,532 S**

(45) **Date of Patent:** **** May 1, 2012**

(54) **PENDANT**

(75) Inventor: **Costantino Papadimitriou**, Milan (IT)

(73) Assignee: **De Beers Centenary AG**, Lucerne (CH)

(**) Term: **14 Years**

(21) Appl. No.: **29/405,839**

(22) Filed: **Nov. 7, 2011**

(51) **LOC (9) Cl.** **11-01**

(52) **U.S. Cl.** **D11/79; D11/40**

(58) **Field of Classification Search** D11/79-86,
D11/89-91, 40-48, 1-14; 63/26-28, 12-14,
63/3, 3.1, 3.2

See application file for complete search history.

(56) **References Cited**

U.S. PATENT DOCUMENTS

D115,719 S	7/1939	Miller et al.	
D138,956 S	10/1944	Karples	
D164,717 S *	10/1951	Philippe	D11/85
D316,530 S	4/1991	Clifton	
D429,474 S *	8/2000	Stein	D11/79
D467,193 S *	12/2002	Jongsoonthornthurakit ..	D11/79
D497,322 S	10/2004	Gruosi-Scheufele	
D505,636 S *	5/2005	Bisceglie	D11/79
D519,875 S *	5/2006	Bulgari	D11/79
D550,582 S *	9/2007	Gruosi-Scheufele	D11/43
D551,113 S *	9/2007	Shin	D11/79
D570,243 S	6/2008	Giles	
D579,373 S	10/2008	Rosenthal	
D580,812 S	11/2008	Grassi Damiani	
D592,093 S *	5/2009	DaCosta	D11/79
D594,365 S *	6/2009	Grassi Damiani	D11/16
D595,177 S	6/2009	Strauzer et al.	
D626,878 S *	11/2010	Hardy	D11/79
D631,772 S *	2/2011	Gomersall	D11/1

D644,141 S * 8/2011 George D11/79
2004/0177647 A1 9/2004 Dennis
2004/0194501 A1* 10/2004 Gruosi-Scheufele 63/13

* cited by examiner

Primary Examiner — Cathron Brooks

Assistant Examiner — Melanie Pellegrini

(74) *Attorney, Agent, or Firm* — SNR Denton US LLP;
Brian R. McGinley

(57) **CLAIM**

The ornamental design for a pendant, as shown and described.

DESCRIPTION

FIG. 1 is a front view of a first embodiment of the pendant;
FIG. 2 is a rear view of the pendant illustrated in FIG. 1;
FIG. 3 is an enlarged right elevational view of the pendant
illustrated in FIG. 1;
FIG. 4 is an enlarged left side elevational view of the pendant
illustrated in FIG. 1;
FIG. 5 is an enlarged top view of the pendant illustrated in
FIG. 1;
FIG. 6 is an enlarged bottom view of the pendant illustrated in
FIG. 1;
FIG. 7 is an enlarged perspective view of the pendant illus-
trated in FIG. 1;
FIG. 8 is a front view of a second embodiment of the pendant;
FIG. 9 is a rear view of the pendant illustrated in FIG. 8;
FIG. 10 is an enlarged right side elevational view of the
pendant illustrated in FIG. 8;
FIG. 11 is an enlarged left side view of the pendant illustrated
in FIG. 8;
FIG. 12 is an enlarged top view of the pendant illustrated in
FIG. 8;
FIG. 13 is an enlarged bottom view of the pendant illustrated
in FIG. 8; and,
FIG. 14 is an enlarged perspective view of the pendant illus-
trated in FIG. 8.

1 Claim, 7 Drawing Sheets

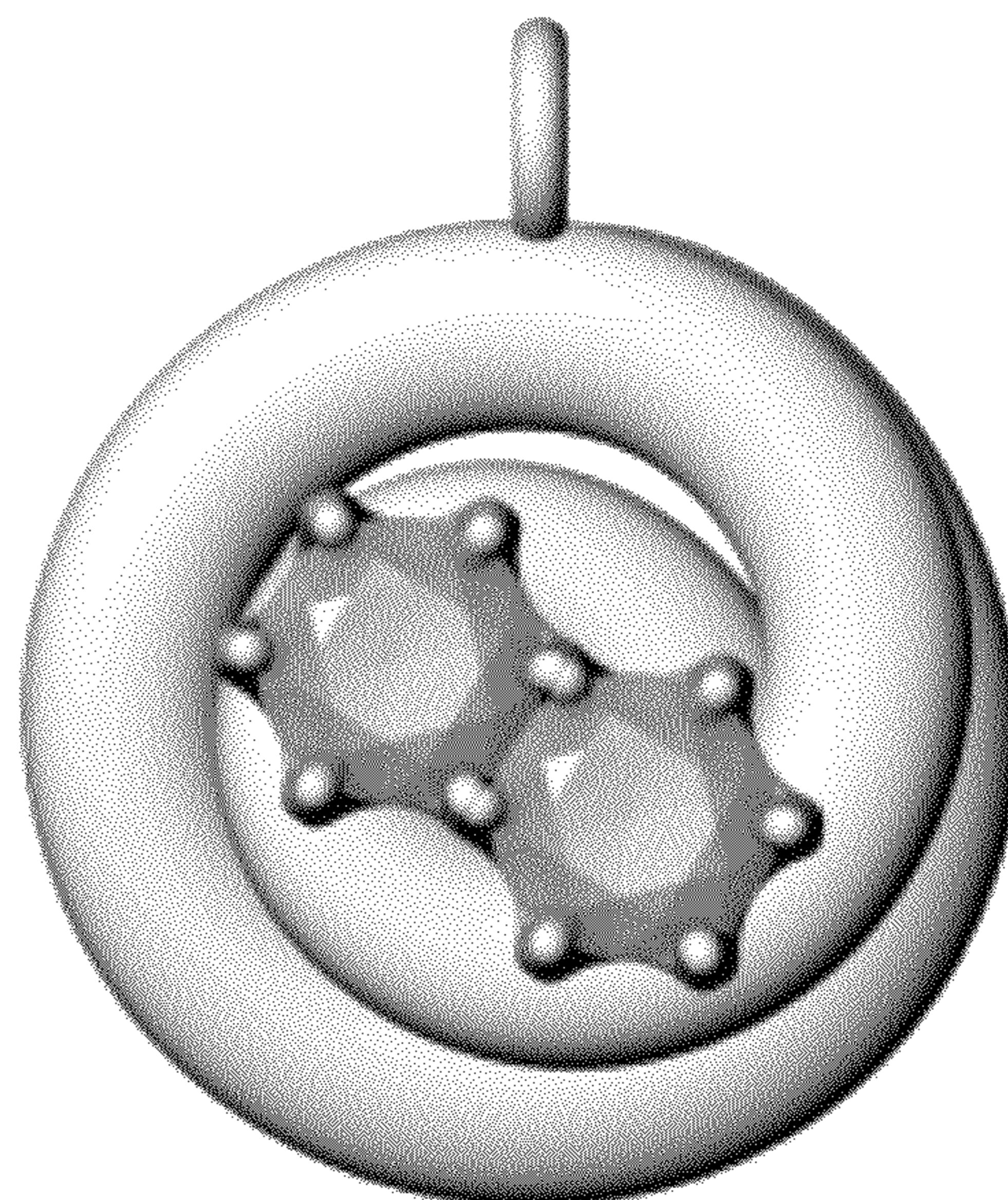
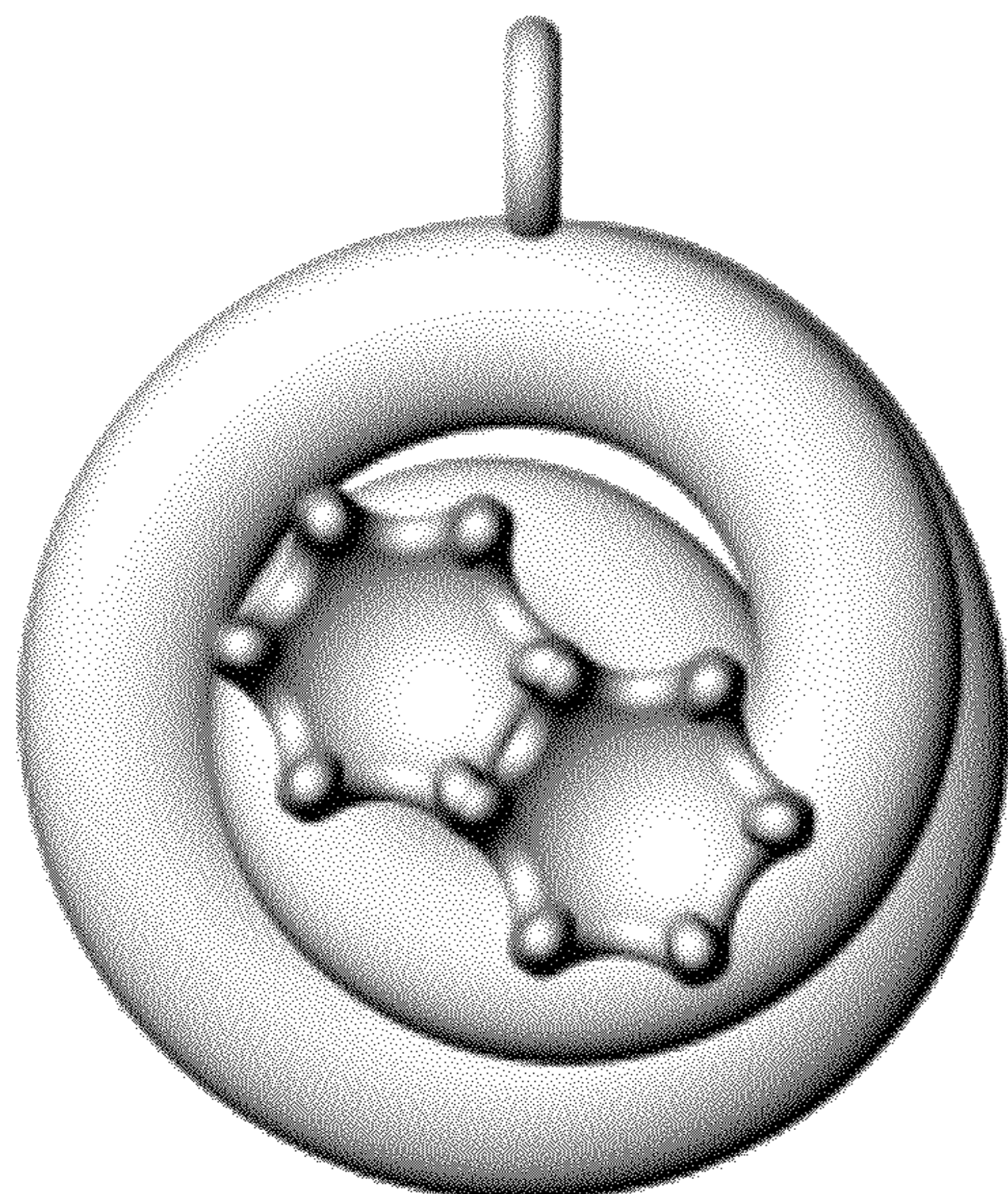


FIG. 1

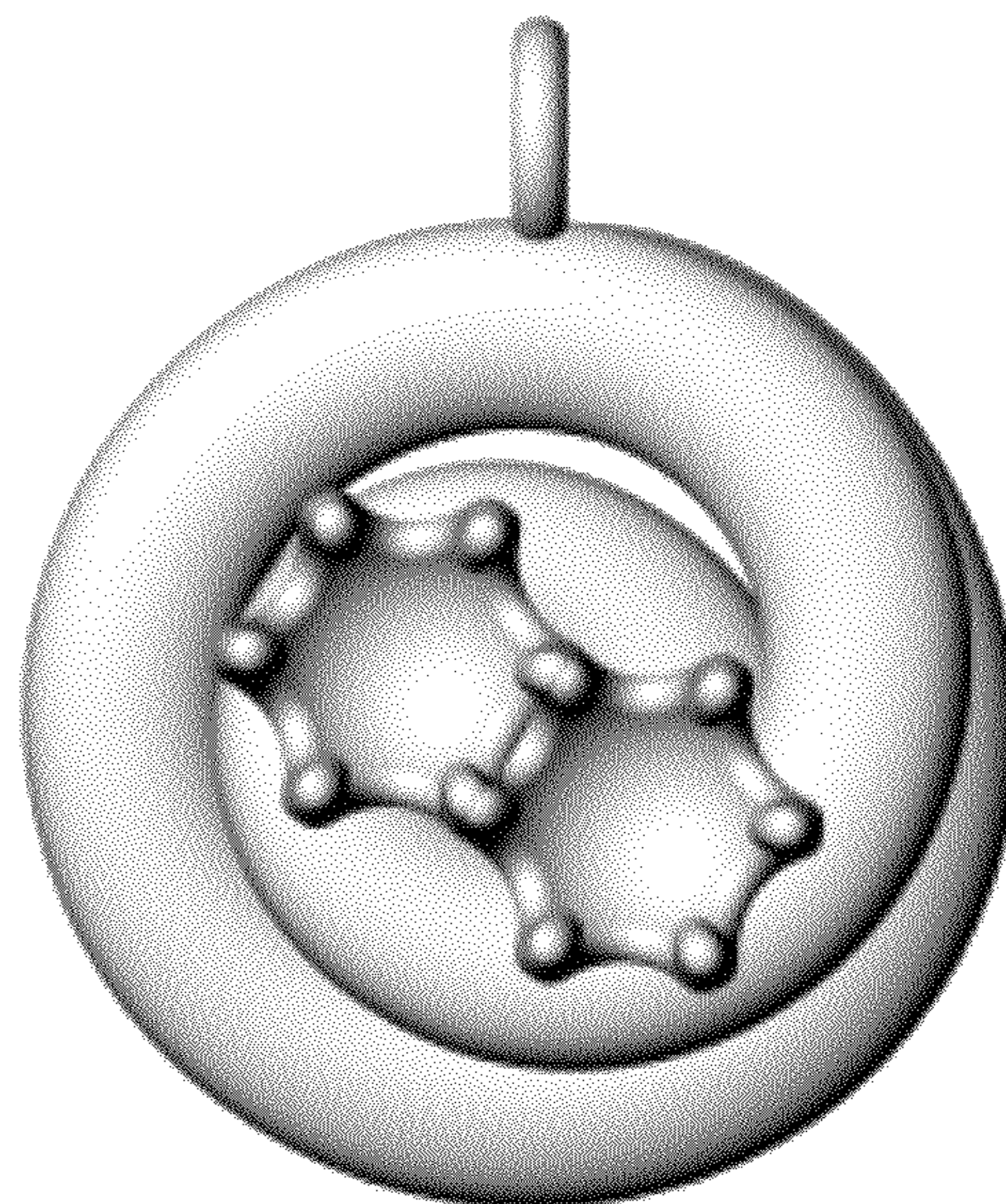


FIG. 2




FIG. 3




FIG. 4




FIG. 5

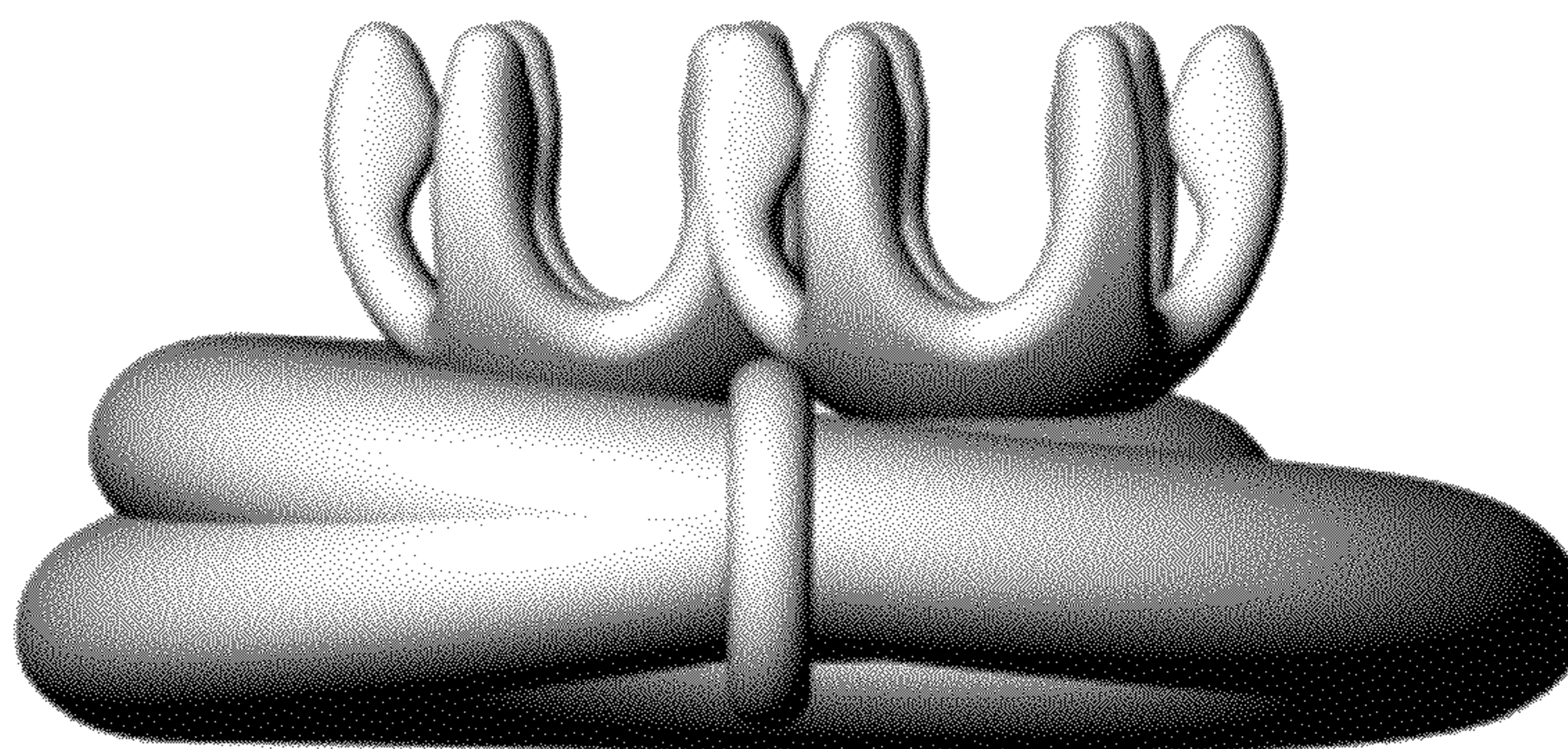


FIG. 6




FIG. 7

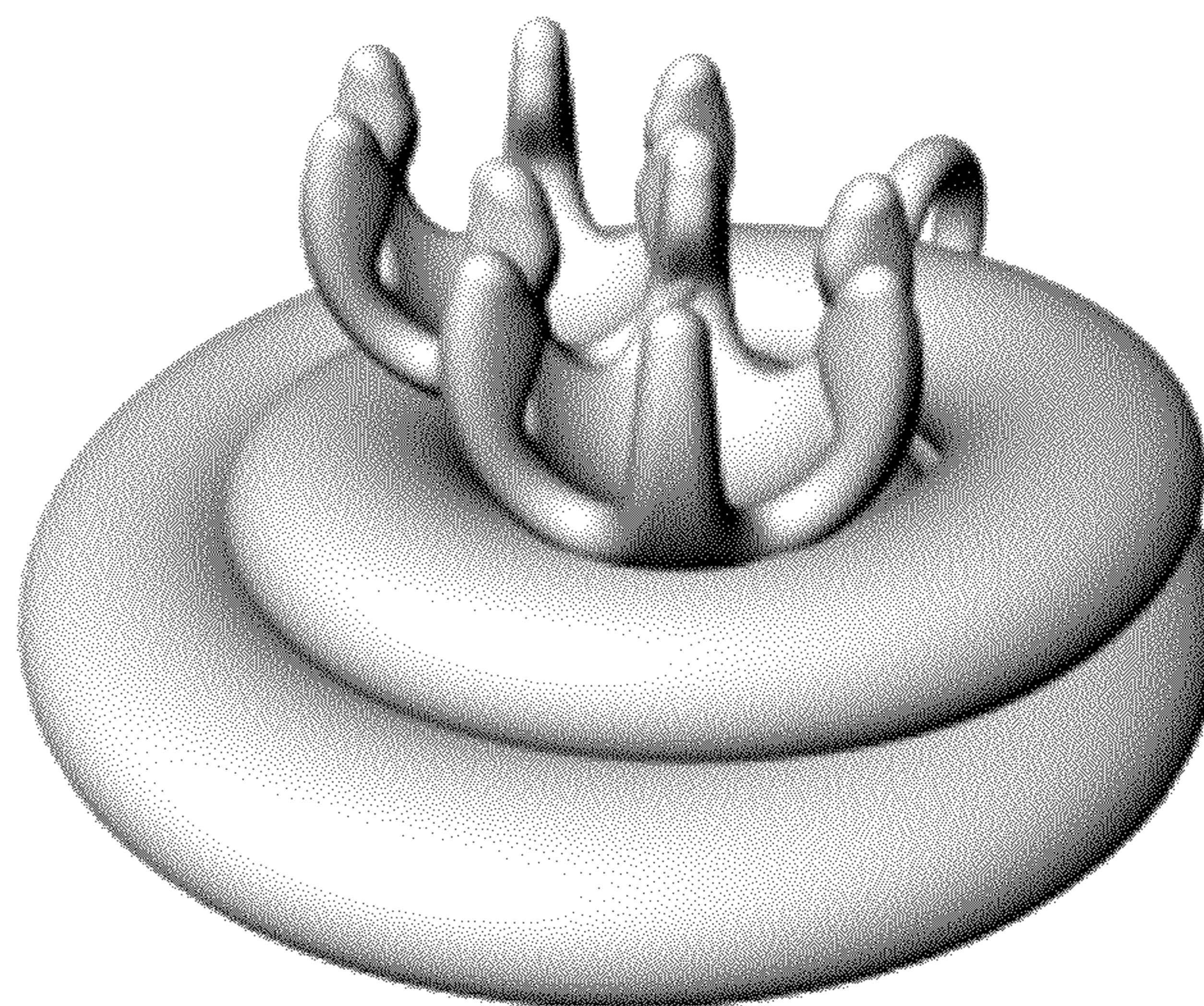


FIG. 8

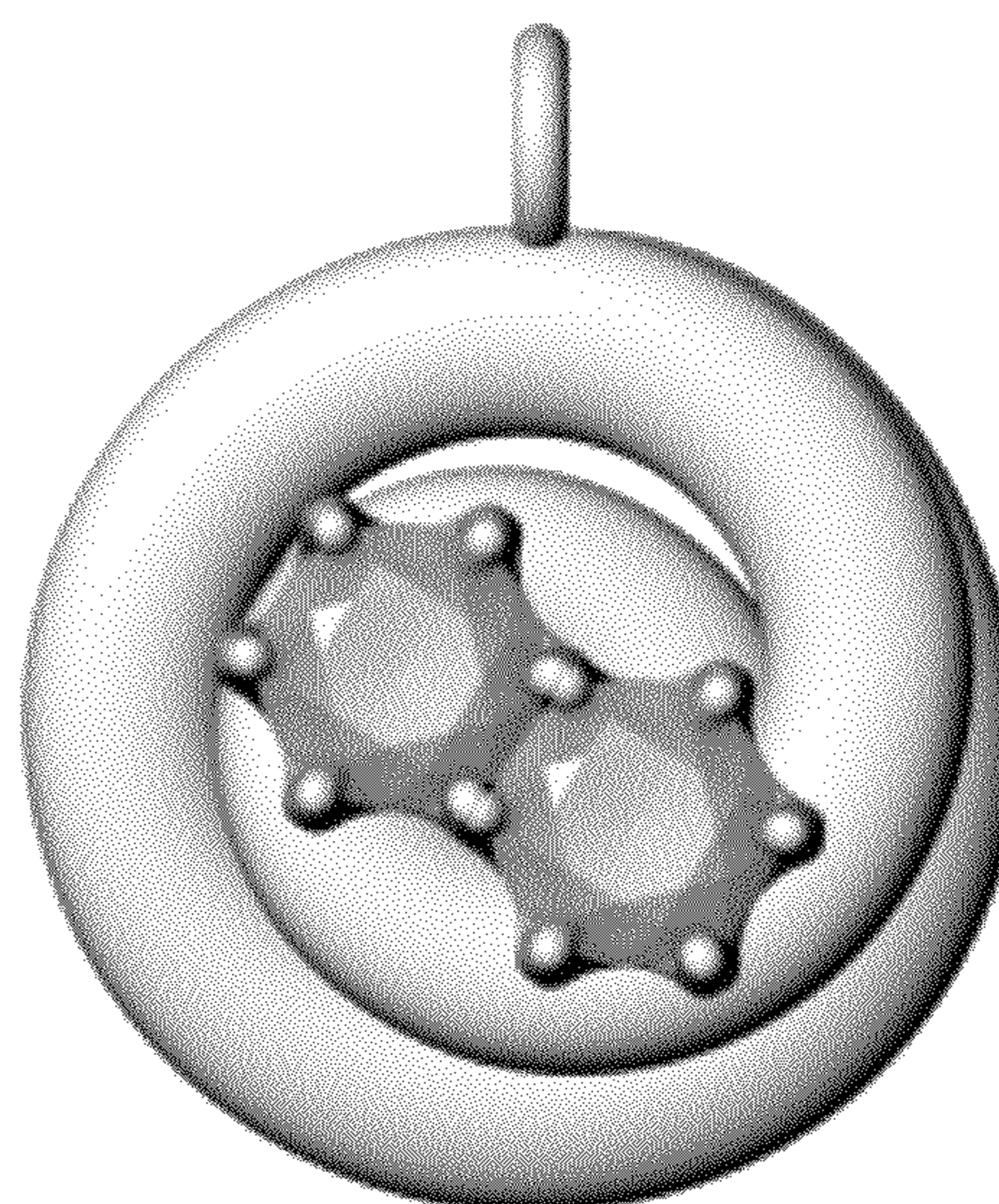


FIG. 9




FIG. 10




FIG. 11




FIG. 12

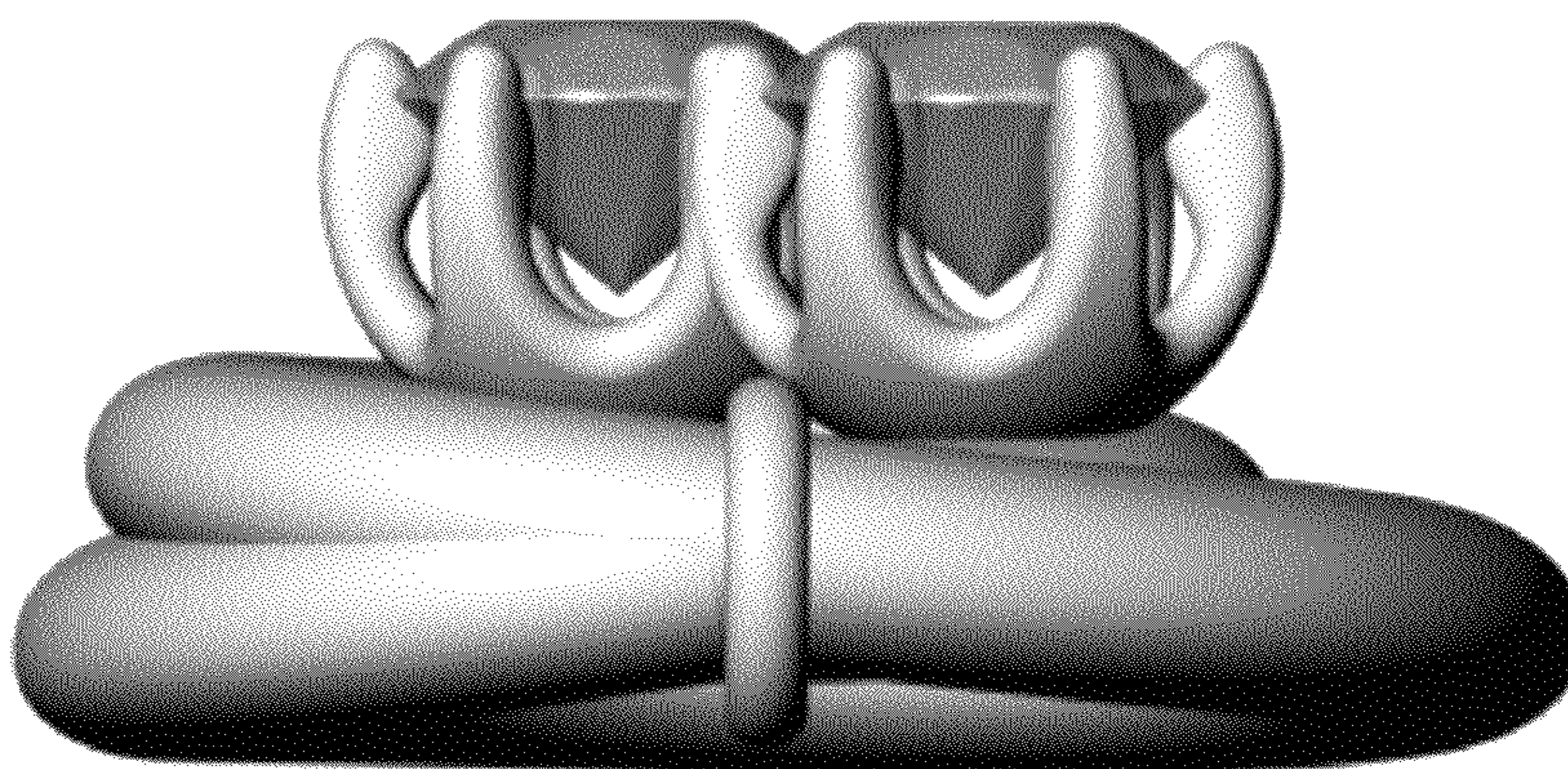


FIG. 13

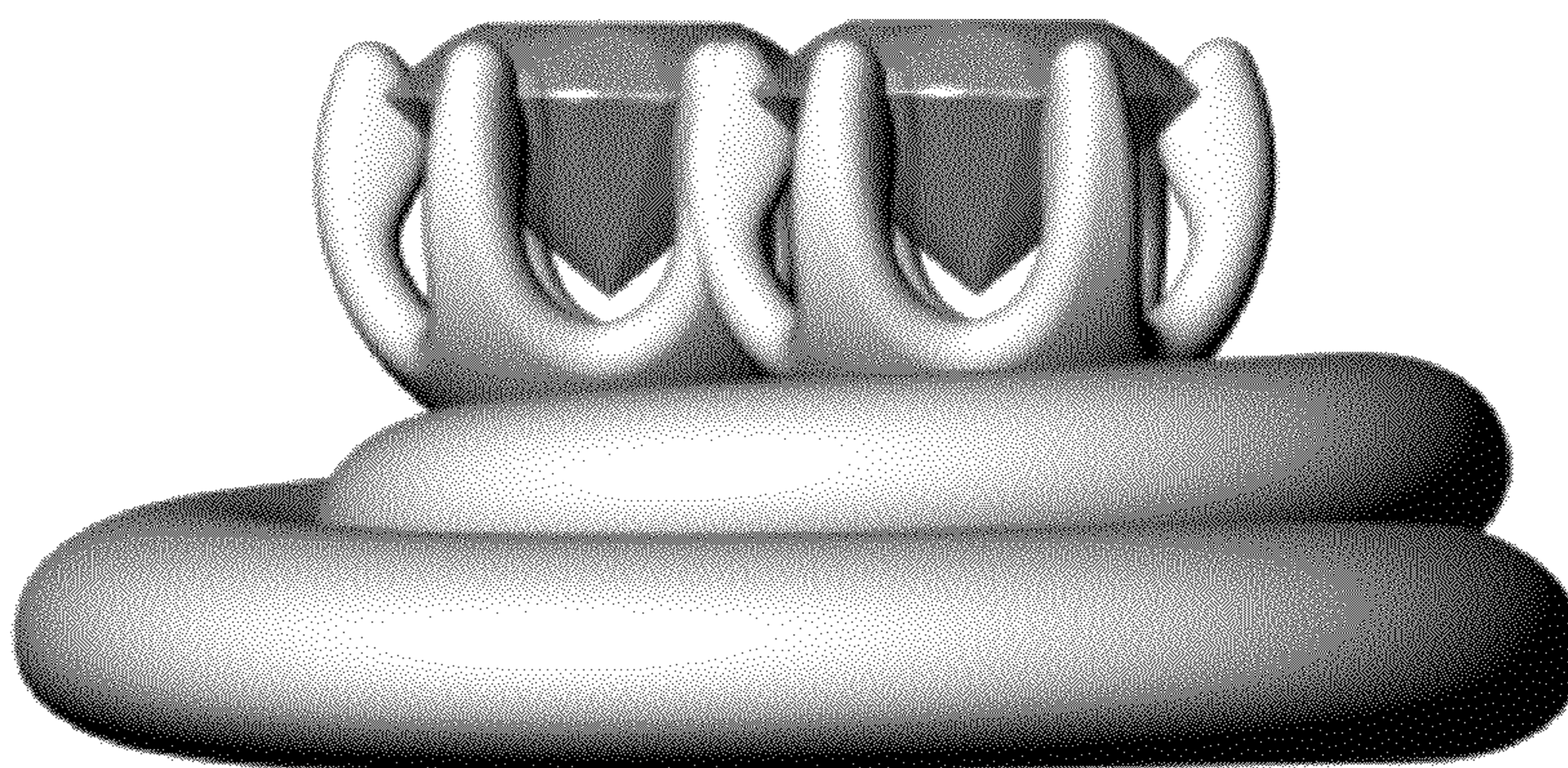


FIG. 14

