



US00D658529S

(12) **United States Design Patent**
Papadimitriou

(10) **Patent No.:** **US D658,529 S**

(45) **Date of Patent:** **** May 1, 2012**

(54) **EARRING**

(75) Inventor: **Costantino Papadimitriou**, Milan (IT)

(73) Assignee: **De Beers Centenary AG**, Lucerne (CH)

(**) Term: **14 Years**

(21) Appl. No.: **29/405,824**

(22) Filed: **Nov. 7, 2011**

(51) **LOC (9) Cl.** **11-01**

(52) **U.S. Cl.** **D11/40; D11/79; D11/56**

(58) **Field of Classification Search** D11/79-85,
D11/89-91, 40-48, 1-8, 56; 63/26-28, 12-14,
63/3, 3.1, 3.2

See application file for complete search history.

(56) **References Cited**

U.S. PATENT DOCUMENTS

300,680 A	6/1884	Beyerle	
D88,561 S	12/1932	Levi	
D154,859 S	8/1949	Roberts	
D156,140 S *	11/1949	Majeska	D11/83
D156,452 S	12/1949	Moulson	
D177,509 S *	4/1956	Katz	D11/40
D177,988 S	6/1956	Katz	
D178,240 S *	7/1956	Katz	D11/86
D186,183 S	9/1959	Guertin et al.	
D236,644 S *	9/1975	Stoew	D11/80
D237,732 S	11/1975	Roberts	
D244,589 S	6/1977	Rosenfeld	
D256,003 S	7/1980	Barr	
D261,742 S *	11/1981	McTighe et al.	D11/56
D282,647 S	2/1986	Bulgari	
D301,316 S	5/1989	Yoshida	
D301,317 S	5/1989	Yoshida	
D318,818 S	8/1991	Bulgari	

D397,314 S *	8/1998	Shenhav	D11/84
D397,638 S *	9/1998	Shenhav	D11/81
D413,830 S	9/1999	Moten	

(Continued)

Primary Examiner — Cathron Brooks

Assistant Examiner — Melanie Pellegrini

(74) *Attorney, Agent, or Firm* — SNR Denton US LLP;
Brian R. McGinley

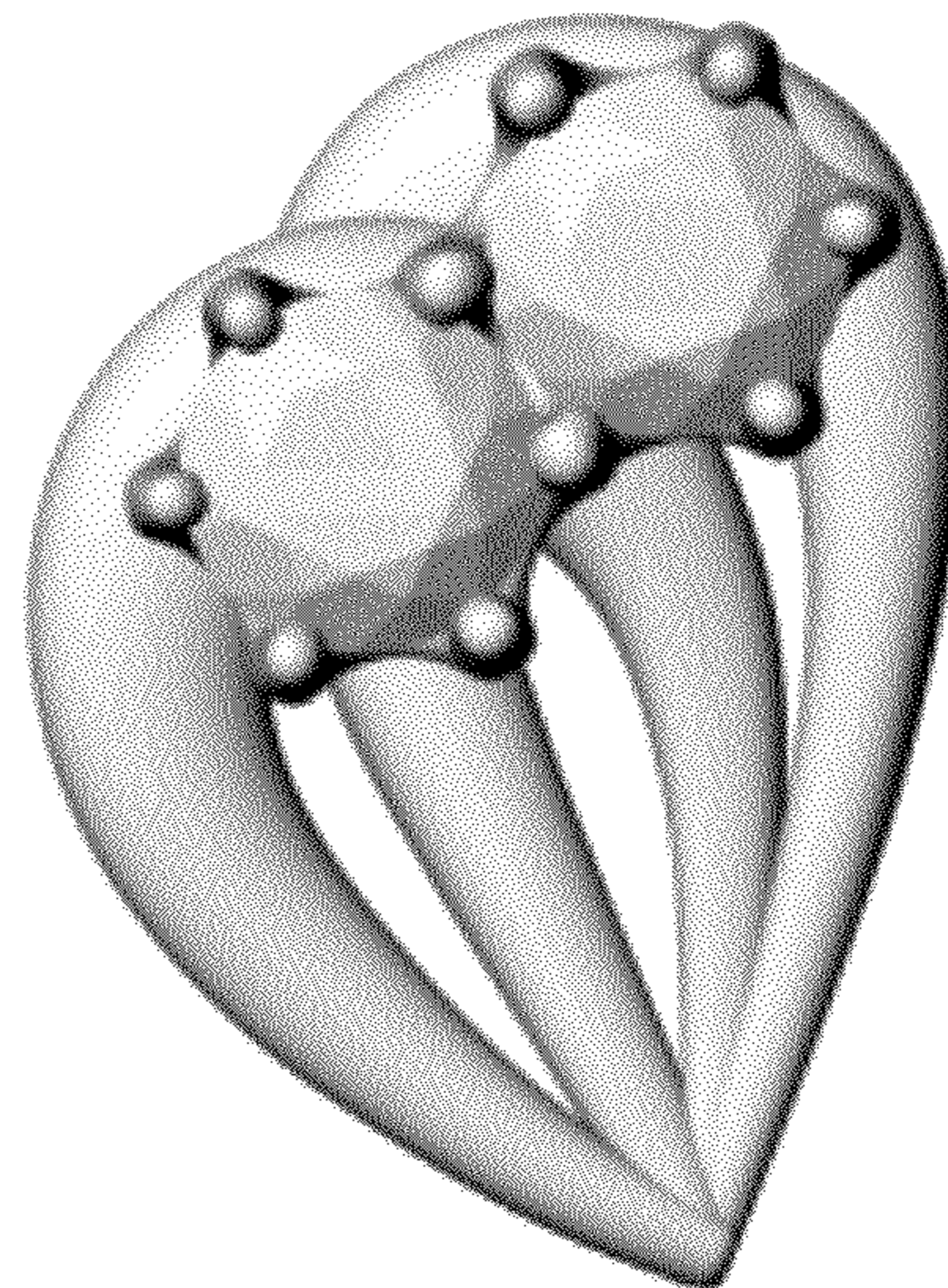
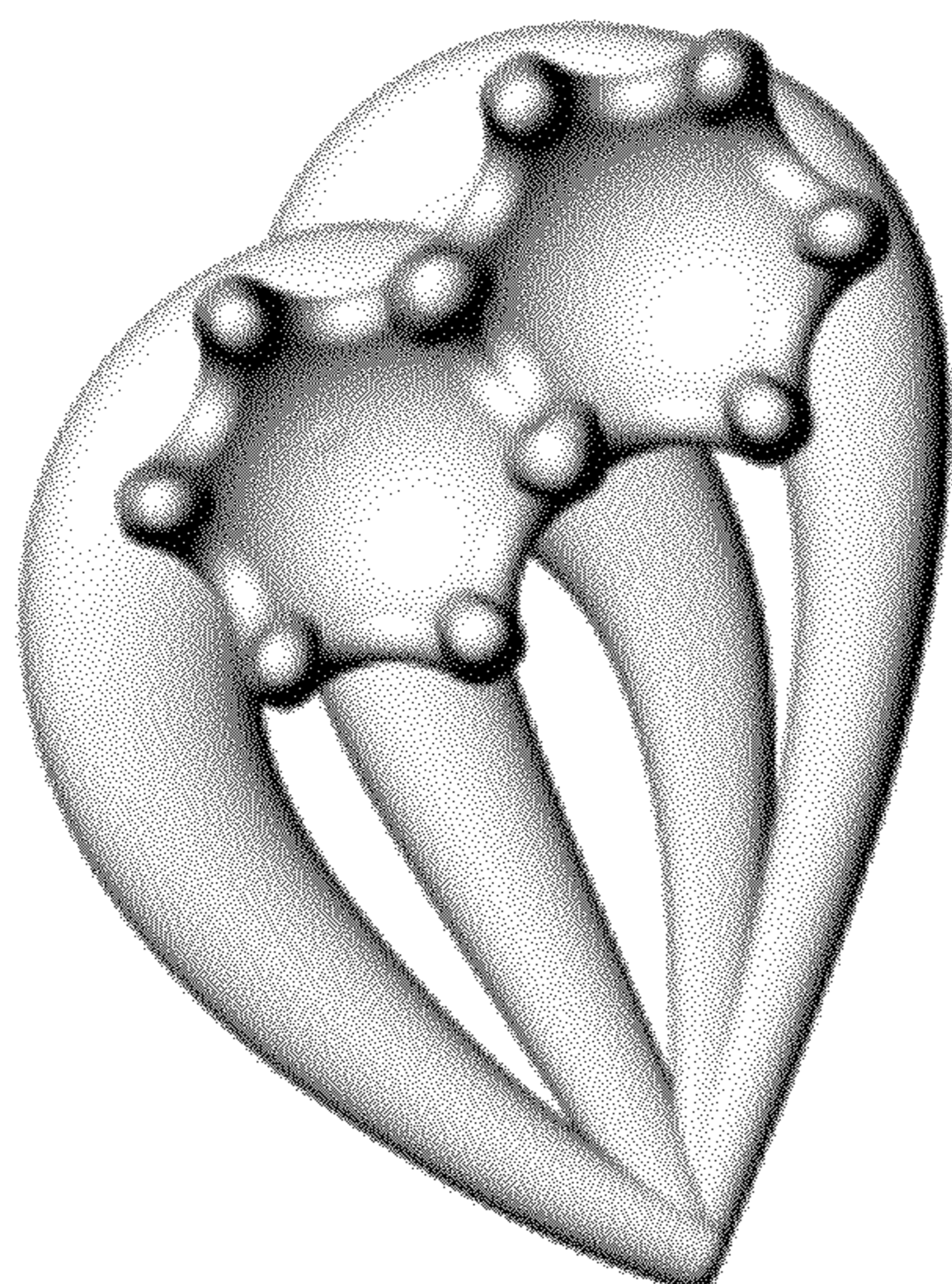
(57) **CLAIM**

The ornamental design for an earring, as shown and described.

DESCRIPTION

FIG. 1 is a front view of a first embodiment of the earring;
 FIG. 2 is a rear view of the earring illustrated in FIG. 1;
 FIG. 3 is a right elevational view of the earring illustrated in FIG. 1;
 FIG. 4 is a left elevational view of the earring illustrated in FIG. 1;
 FIG. 5 is a top view of the earring illustrated in FIG. 1;
 FIG. 6 is a bottom view of the earring illustrated in FIG. 1;
 FIG. 7 is a perspective view of the earring illustrated in FIG. 1;
 FIG. 8 is a front view of a second embodiment of the earring;
 FIG. 9 is a rear view of the earring illustrated in FIG. 8;
 FIG. 10 is a right elevational view of the earring illustrated in FIG. 8;
 FIG. 11 is a left elevational view of the earring illustrated in FIG. 8;
 FIG. 12 is a top view of the earring illustrated in FIG. 8;
 FIG. 13 is a bottom view of the earring illustrated in FIG. 8;
 and,
 FIG. 14 is a perspective view of the earring illustrated in FIG. 8.

1 Claim, 7 Drawing Sheets



US D658,529 S

Page 2

U.S. PATENT DOCUMENTS

D420,618 S *	2/2000	Minister	D11/103	D551,115 S *	9/2007	Azrielant	D11/79
D484,823 S *	1/2004	Pachachi	D11/56	D601,054 S	9/2009	Sivriere	
D486,751 S *	2/2004	Sperry	D11/56	7,614,252 B2	11/2009	De Lyrot	
D488,739 S *	4/2004	Pachachi	D11/81	D628,116 S *	11/2010	Marks	D11/79
D494,082 S	8/2004	Hardy		D635,049 S *	3/2011	Marks	D11/56
D498,169 S *	11/2004	Pinto et al.	D11/79	D646,994 S *	10/2011	Kim et al.	D11/1
D547,229 S *	7/2007	Sandberg et al.	D11/81				

* cited by examiner

FIG. 1

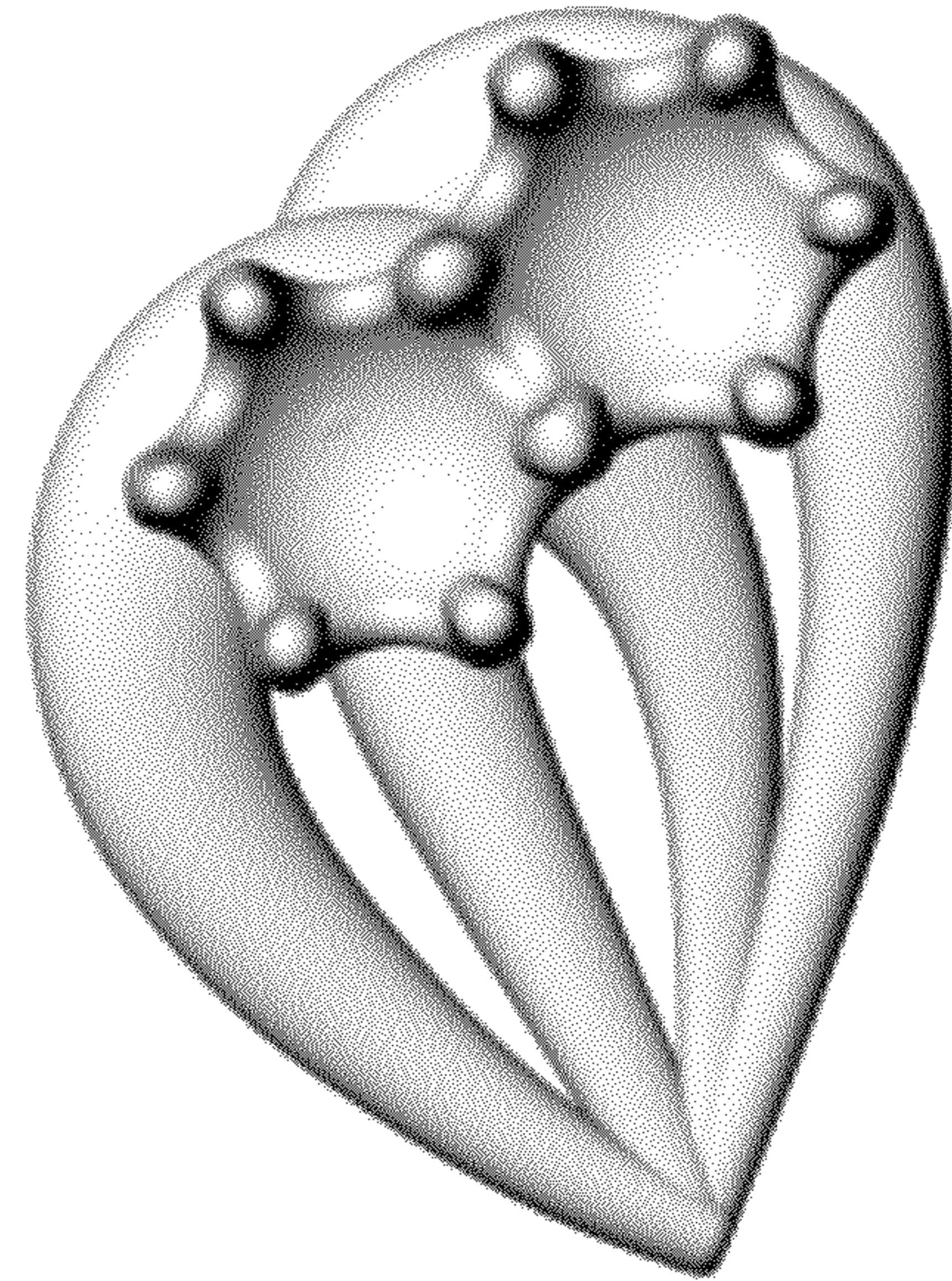


FIG. 2




FIG. 3

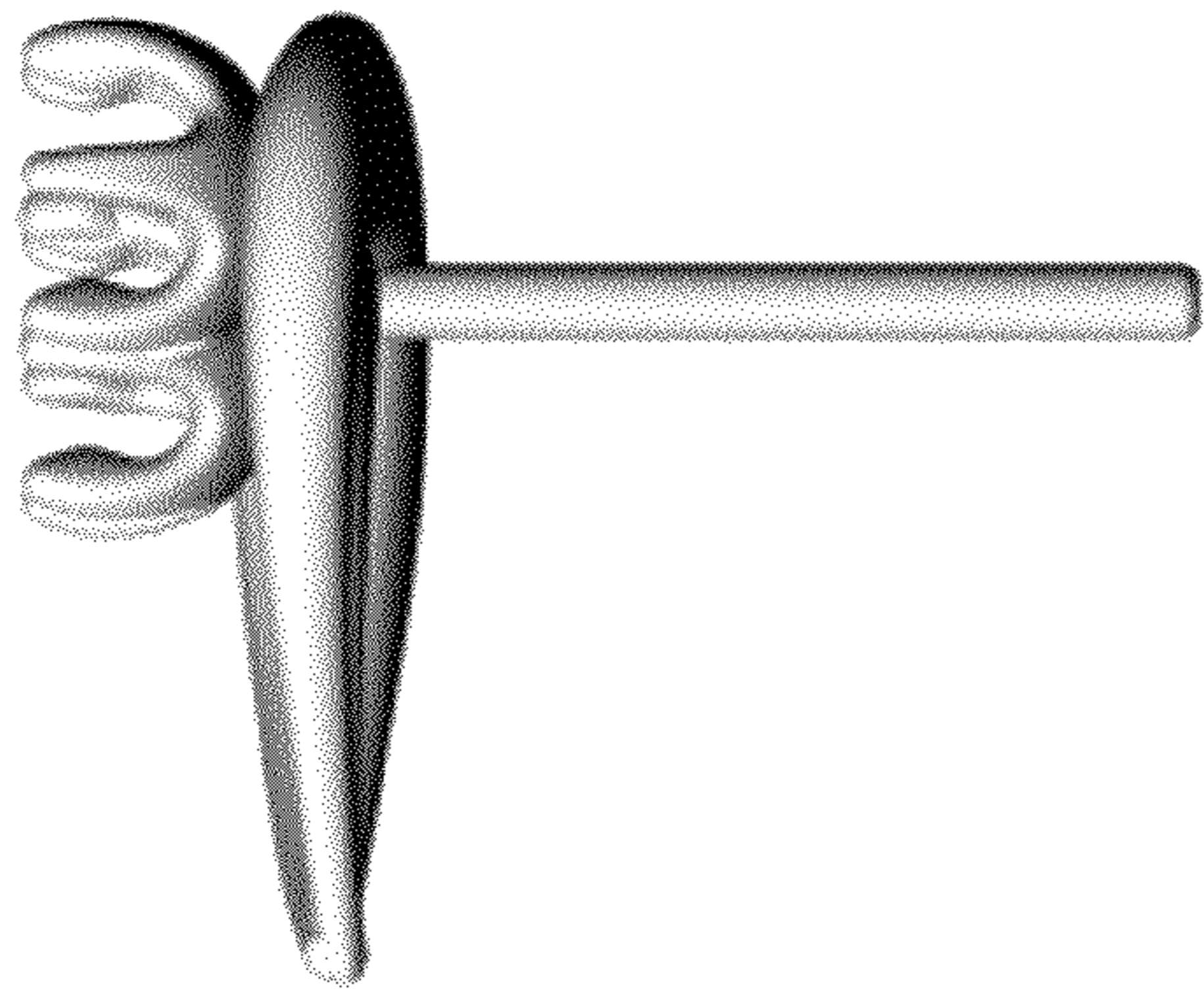


FIG. 4

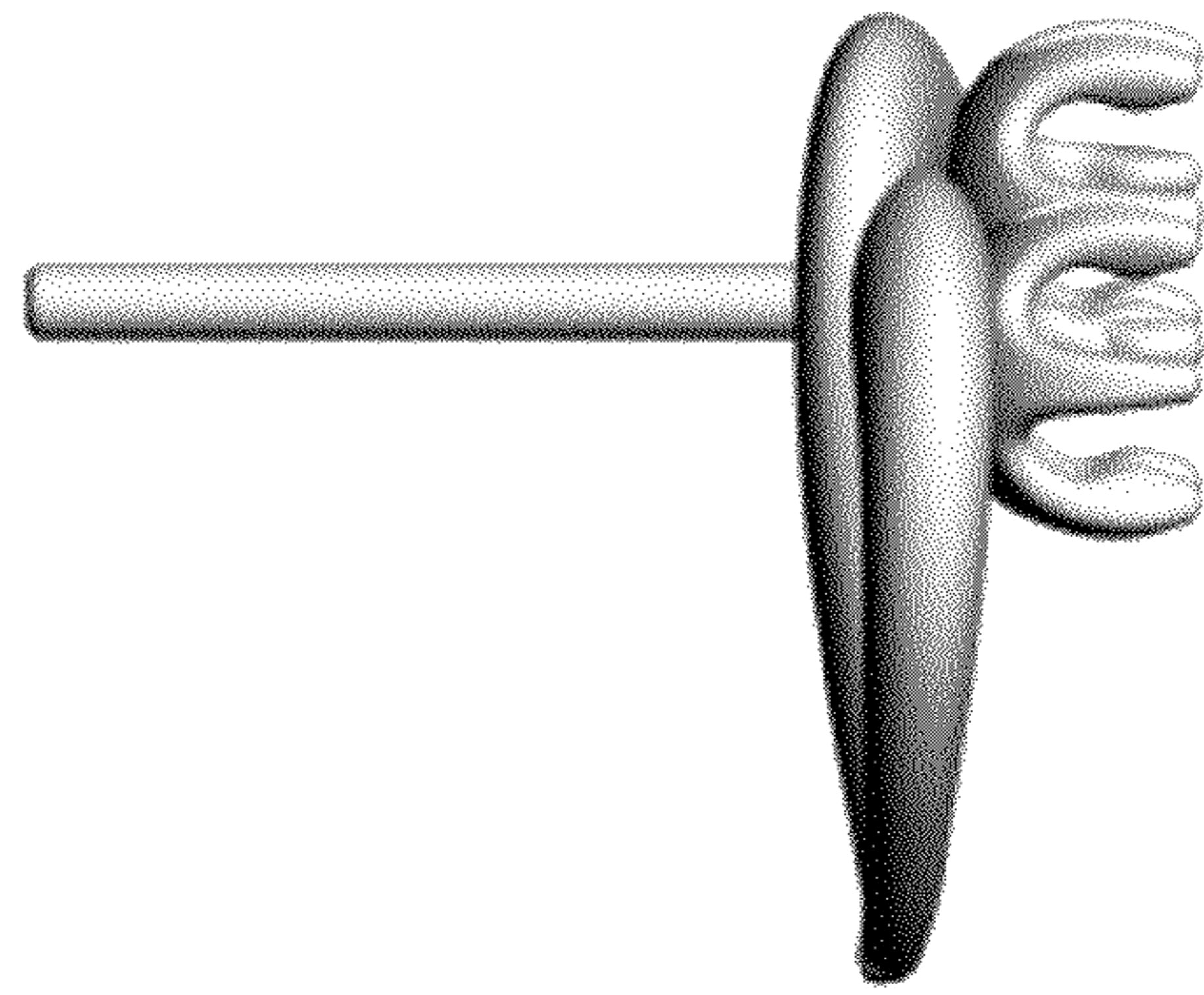


FIG. 5




FIG. 6




FIG. 7




FIG. 8

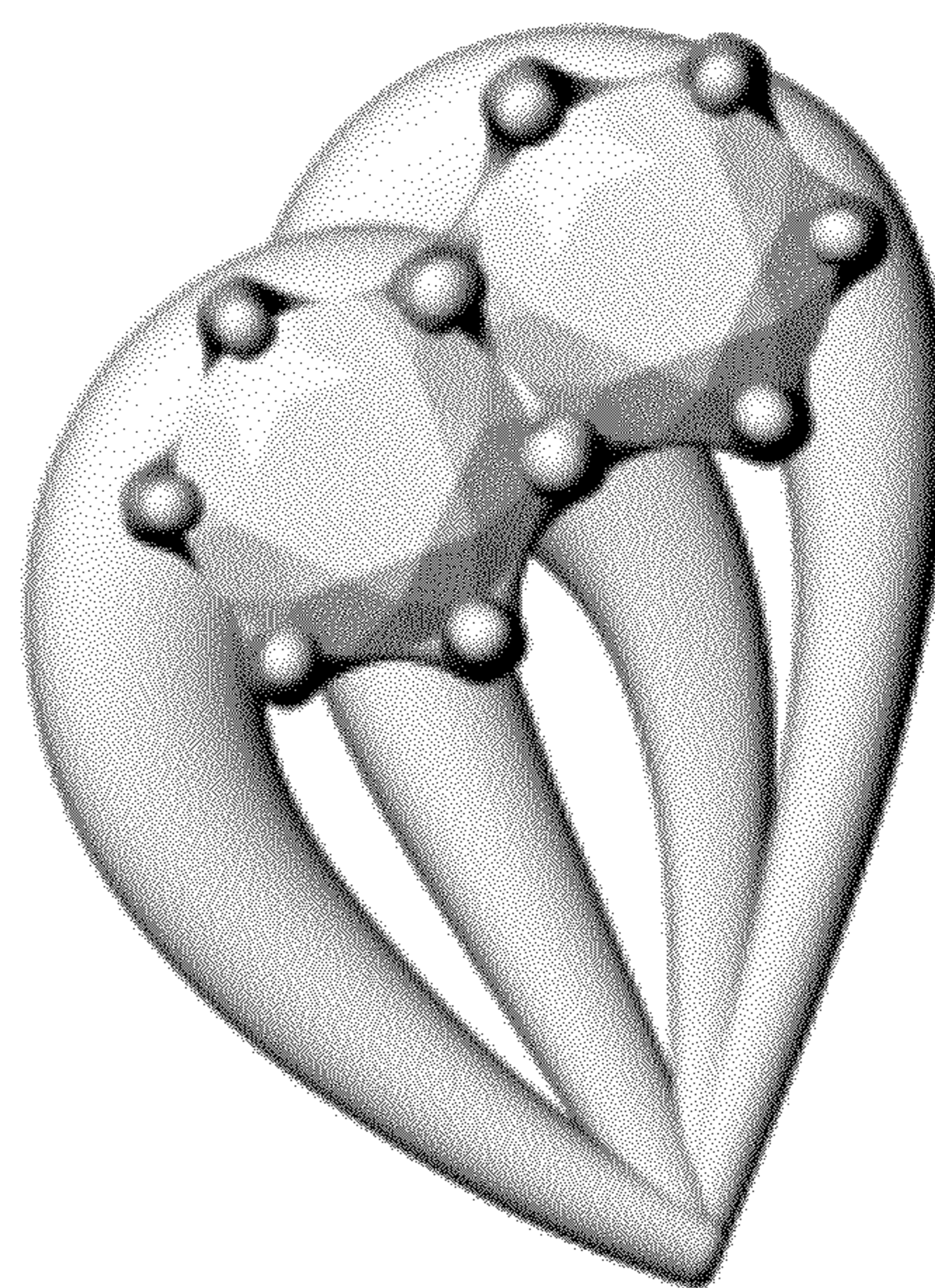


FIG. 9

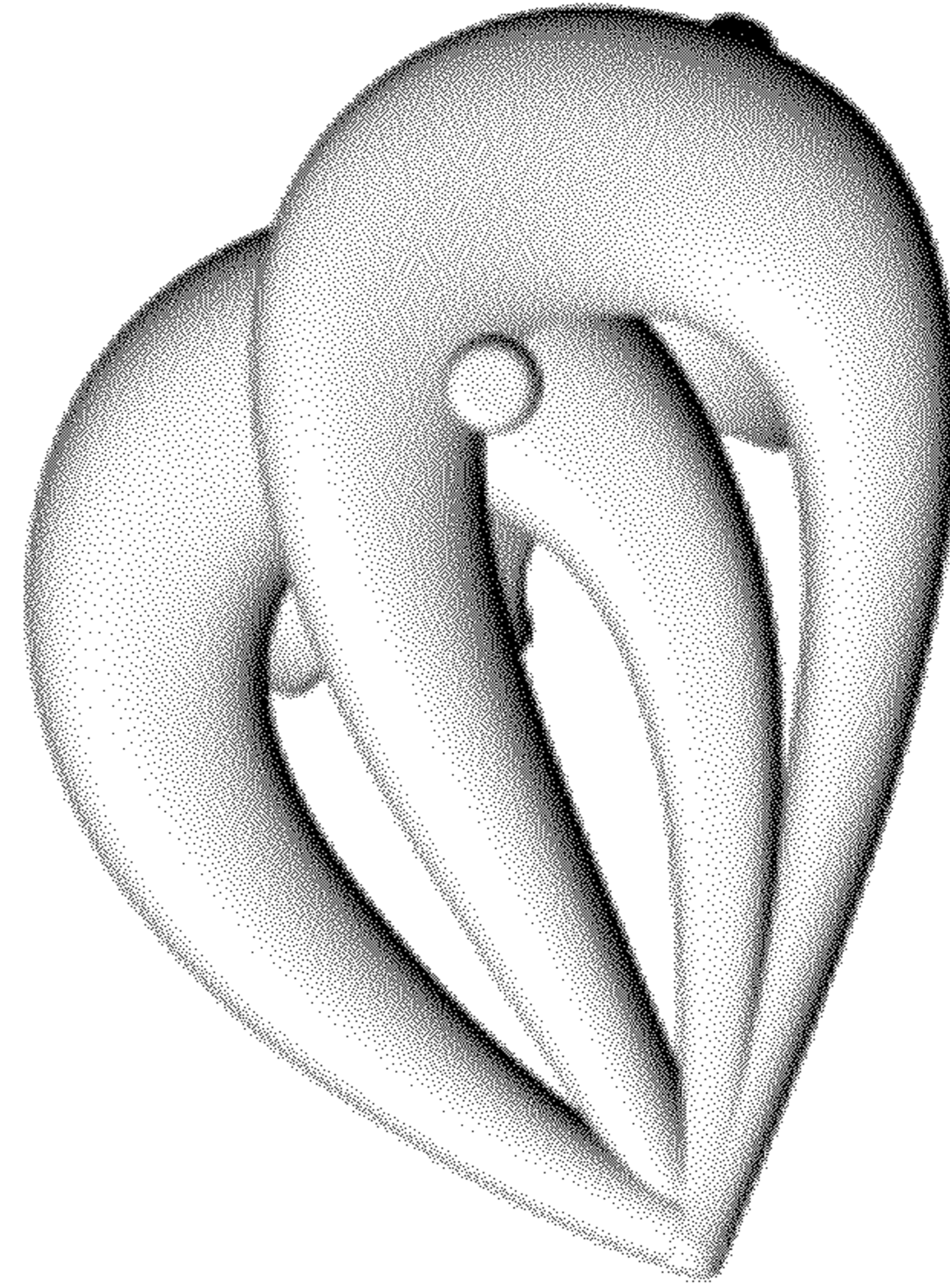


FIG. 10

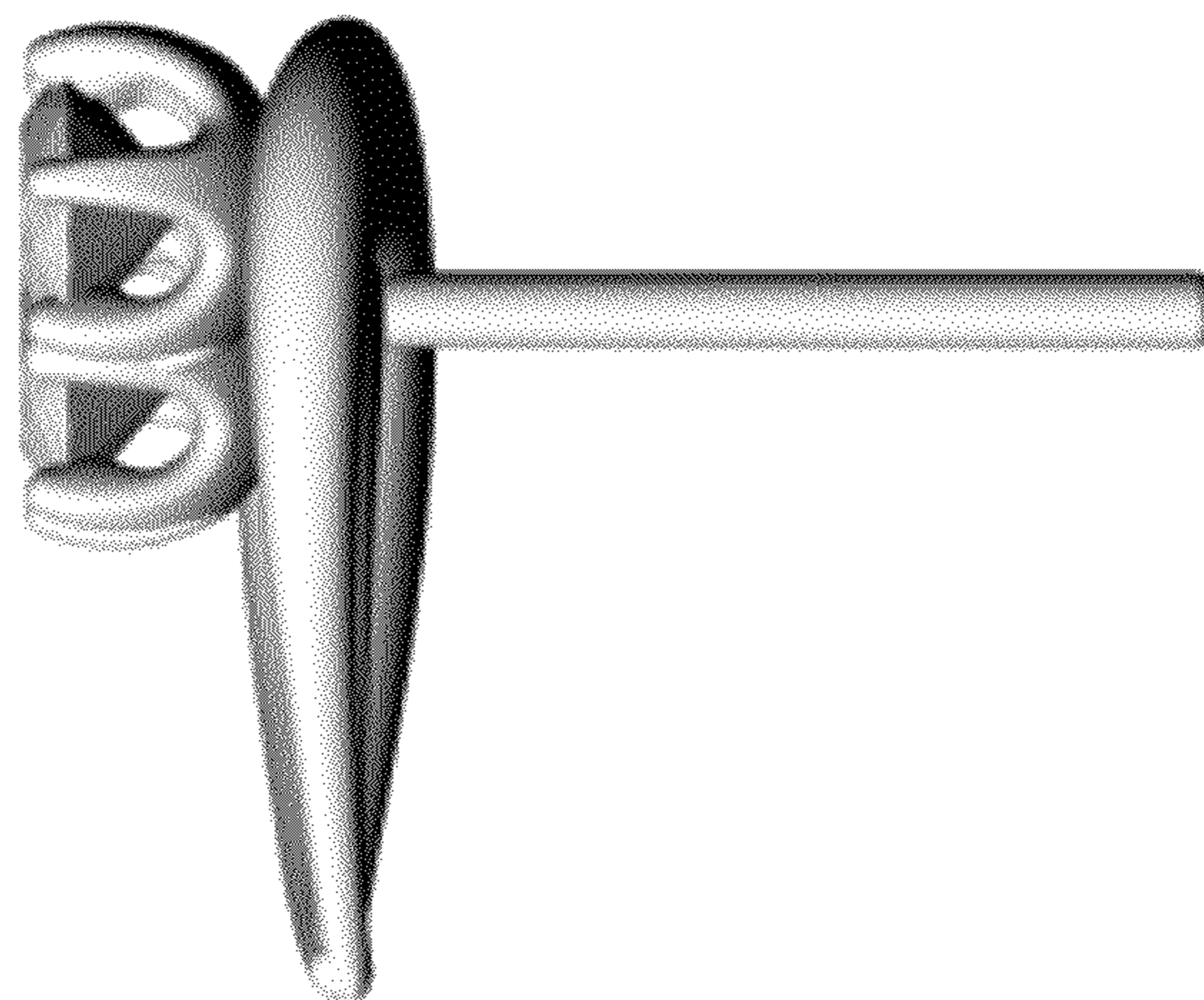


FIG. 11

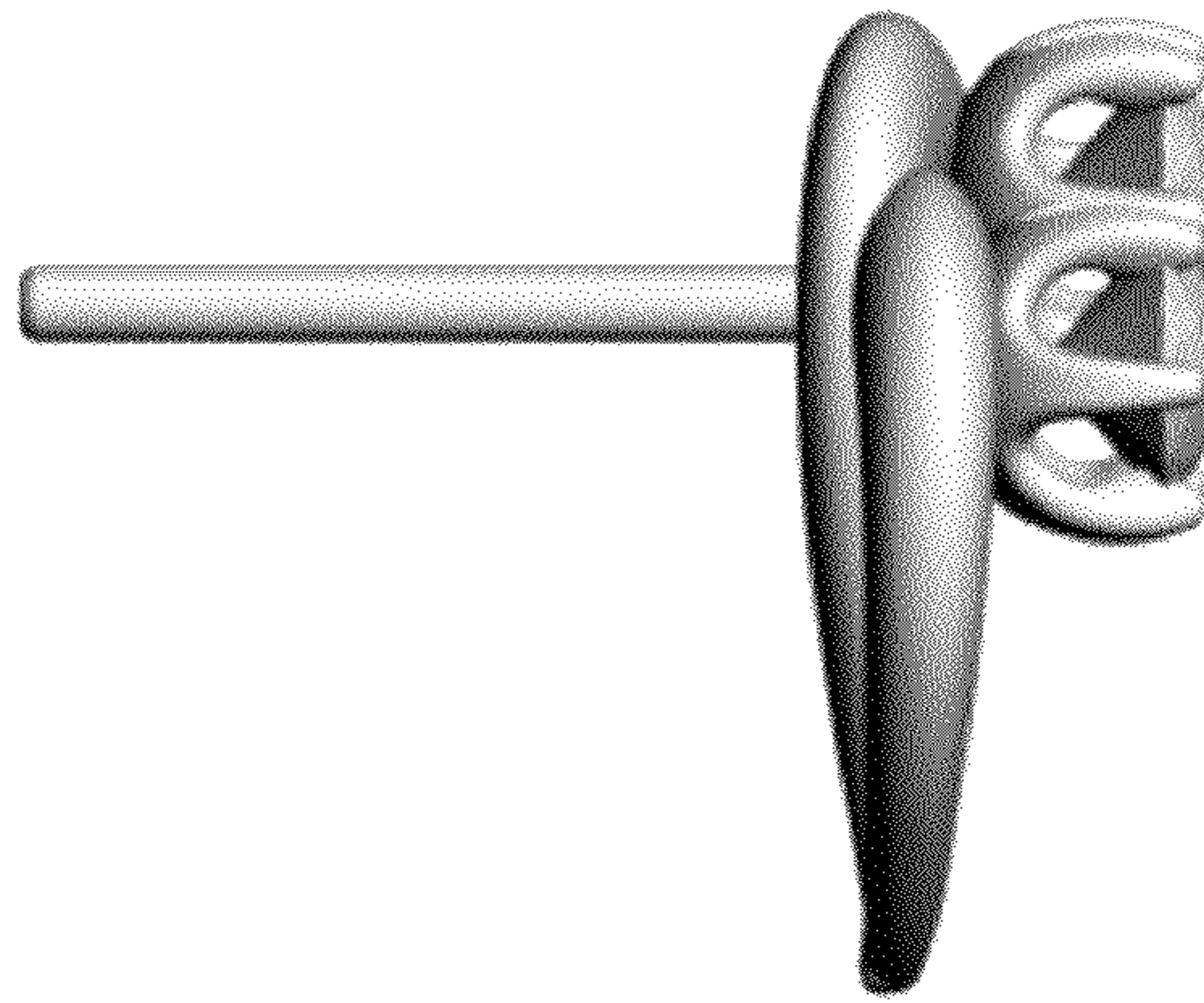


FIG. 12




FIG. 13




FIG. 14

