



US00D658526S

(12) **United States Design Patent**  
**Shin**

(10) **Patent No.:** **US D658,526 S**

(45) **Date of Patent:** **\*\* May 1, 2012**

- (54) **LOW PROFILE LIGHT BAR FOR EMERGENCY VEHICLES**
  - (76) Inventor: **David D. Shin**, Paramount, CA (US)
  - (\*\*) Term: **14 Years**
  - (21) Appl. No.: **29/379,004**
  - (22) Filed: **Nov. 12, 2010**
  - (51) **LOC (9) Cl.** ..... **10-05**
  - (52) **U.S. Cl.** ..... **D10/114.4**
  - (58) **Field of Classification Search** ... D10/114.1-114.4;  
D26/72, 74, 76, 28; 362/184, 235, 249.06,  
362/269; 315/86
- See application file for complete search history.

6,722,776	B1 *	4/2004	Lyons et al.	.....	362/493
6,788,217	B2	9/2004	Pederson		
6,789,930	B2	9/2004	Pederson		
6,814,459	B2	11/2004	Pederson		
6,822,578	B2	11/2004	Pederson		
7,033,036	B2	4/2006	Pederson		
D545,230	S	6/2007	Jalala		
7,394,398	B2	7/2008	Pederson		
D578,425	S	10/2008	Shin		
D585,318	S	1/2009	Jalala		
D592,089	S	5/2009	Shin		
D595,173	S *	6/2009	Shin	.....	D10/114.4
D632,199	S *	2/2011	Jacobs et al.	.....	D10/114.4
2008/0080203	A1	4/2008	Neufeglise		

\* cited by examiner

*Primary Examiner* — George D Kirschbaum  
(74) *Attorney, Agent, or Firm* — Kirk A. Buhler; Buhler & Associates

(56) **References Cited**

**U.S. PATENT DOCUMENTS**

2,814,029	A	11/1957	McRea		
3,278,741	A	10/1966	Wood		
D249,250	S	9/1978	Peirisj, Jr.		
4,357,595	A	11/1982	Gosswiller		
D274,001	S	5/1984	Sailers		
D284,557	S *	7/1986	Ferenc	.....	D10/114.4
4,620,268	A	10/1986	Ferenc		
4,937,711	A	6/1990	Shuen		
4,956,753	A	9/1990	Renfrew		
D324,921	S	3/1992	Stanuch et al.		
D345,315	S	3/1994	Green et al.		
D355,142	S	2/1995	Wagner		
D363,675	S	10/1995	Sasaki et al.		
D400,675	S	11/1998	Sopko		
D410,402	S	6/1999	Stein et al.		
RE36,245	E	7/1999	Stanuch et al.		
D419,249	S	1/2000	Ford et al.		
D442,106	S	5/2001	Stein et al.		
6,461,008	B1	10/2002	Pederson		
6,511,216	B2	1/2003	Strickland		
6,590,502	B1	7/2003	Pederson		
6,623,151	B2	9/2003	Pederson		

(57) **CLAIM**

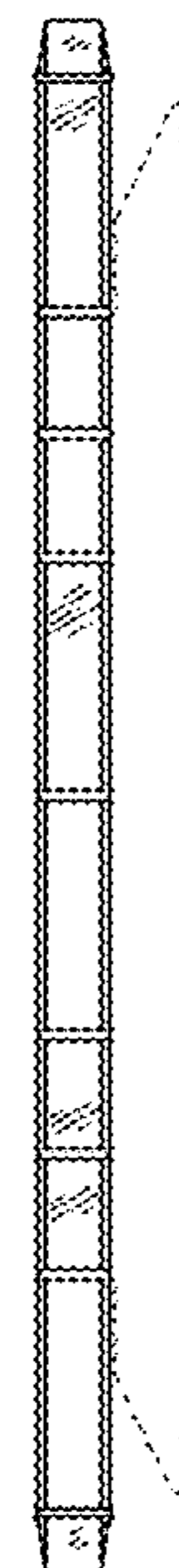
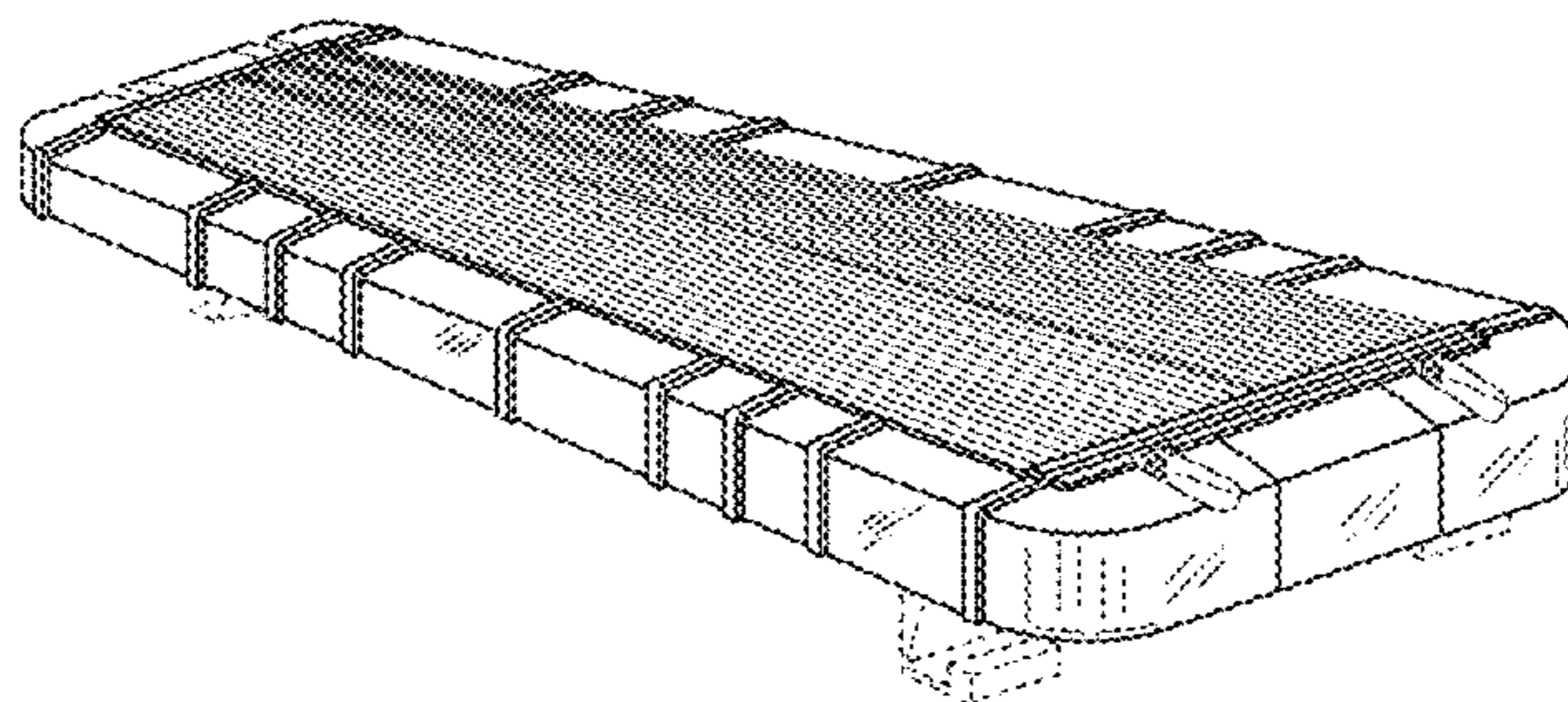
The ornamental design for a low profile light bar for emergency vehicles, as shown and described.

**DESCRIPTION**

FIG. 1 is a top, right perspective view of a low profile light bar for emergency vehicles showing my new design;  
FIG. 2 is a top view thereof;  
FIG. 3 is a bottom view thereof;  
FIG. 4 is a front view thereof;  
FIG. 5 is a back view thereof;  
FIG. 6 is a left view thereof;  
FIG. 7 is a right view thereof; and,  
FIG. 8 is a view of the low profile light bar for emergency vehicles mounted in use.

The broken lines in FIGS. 1 and 3-8 of mounting hardware and a motor vehicle depict environmental subject matter and form no part of the claimed design.

**1 Claim, 5 Drawing Sheets**



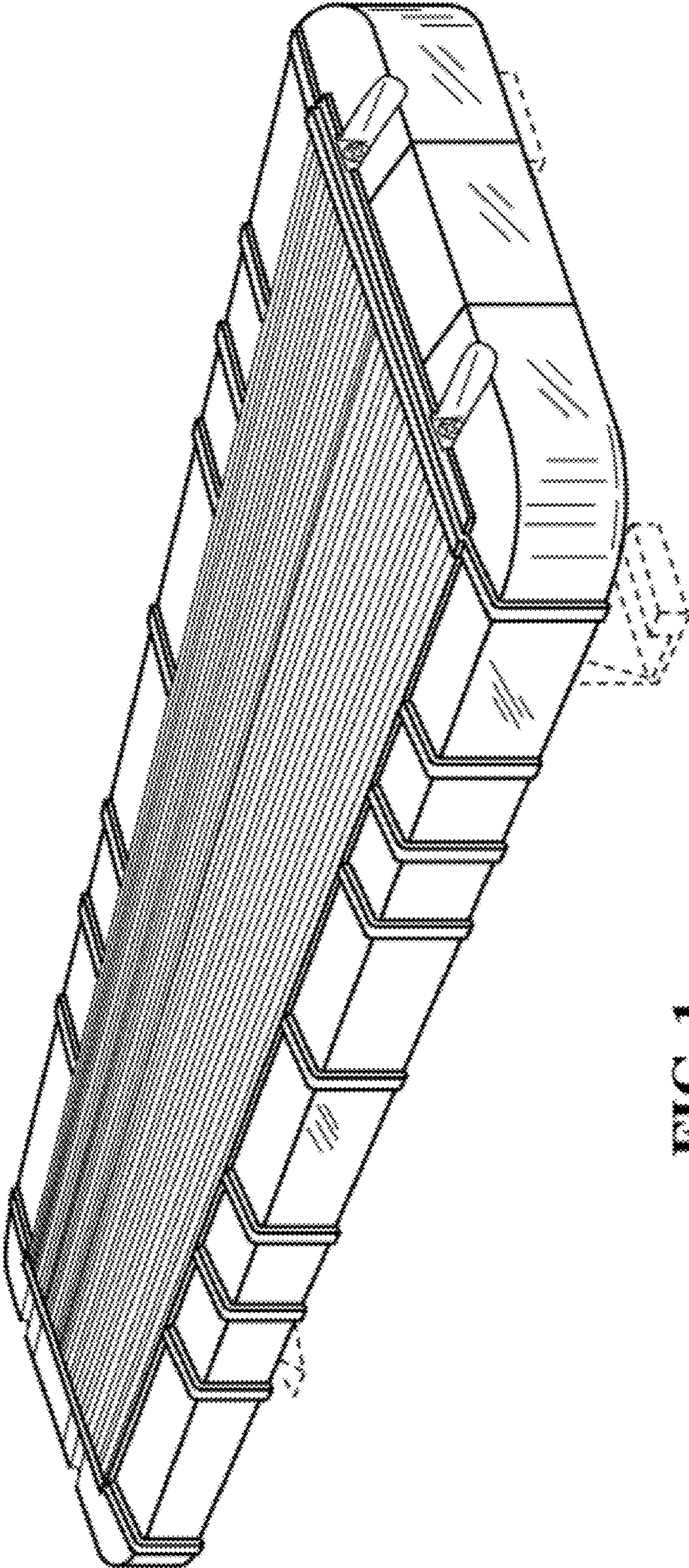


FIG. 1

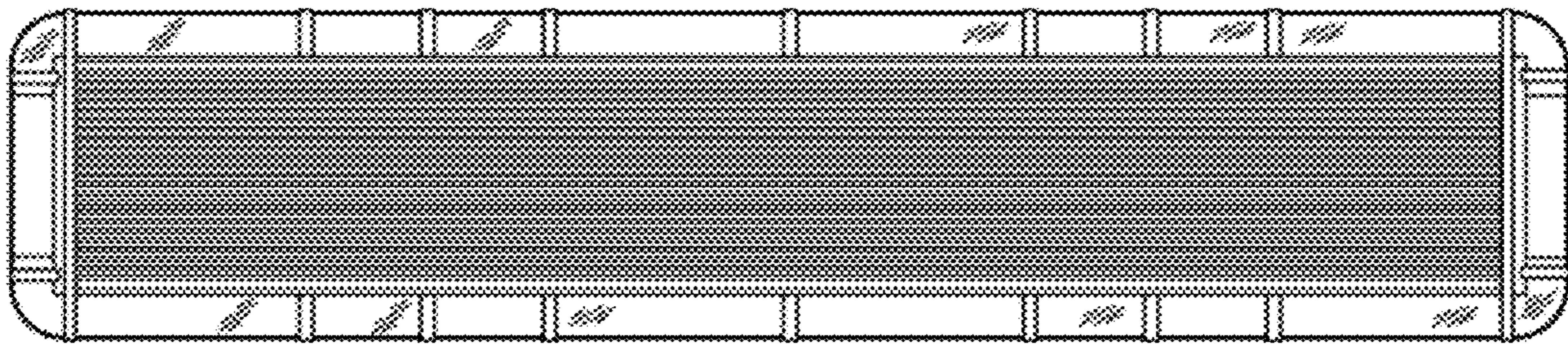


FIG. 2

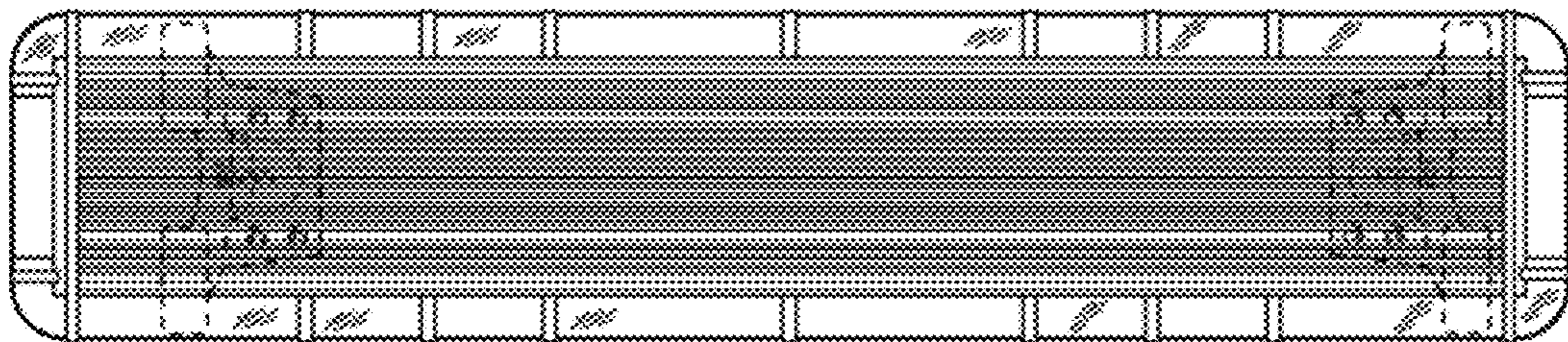


FIG. 3

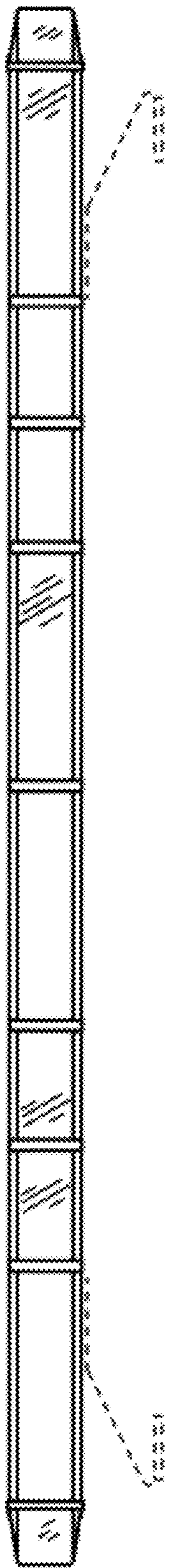


FIG. 4

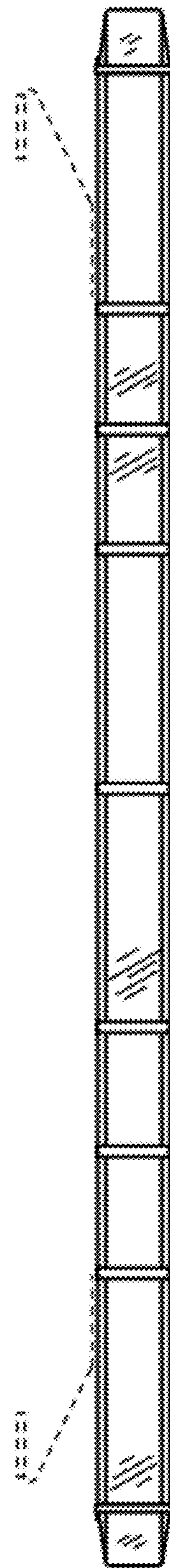


FIG. 5

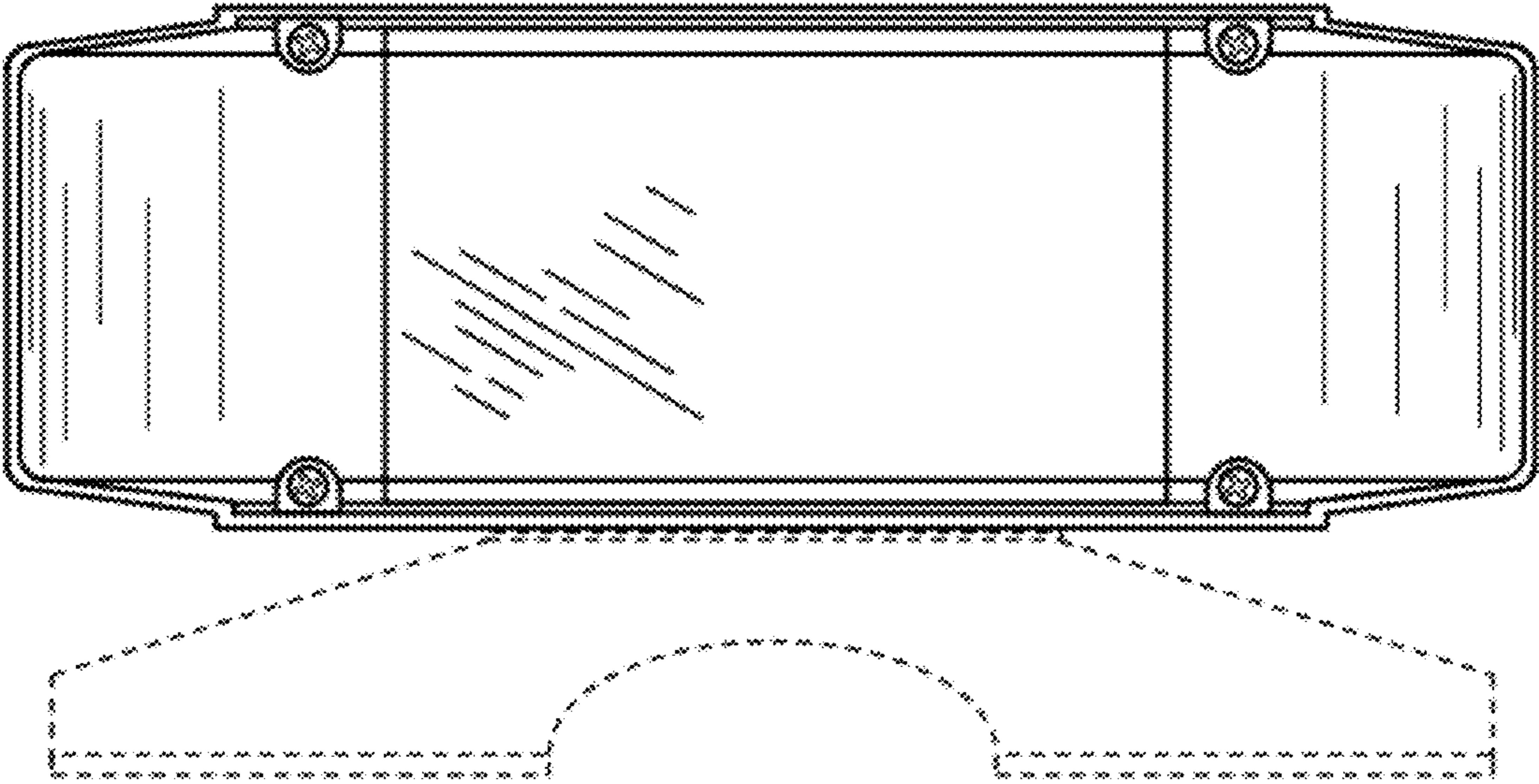


FIG. 6

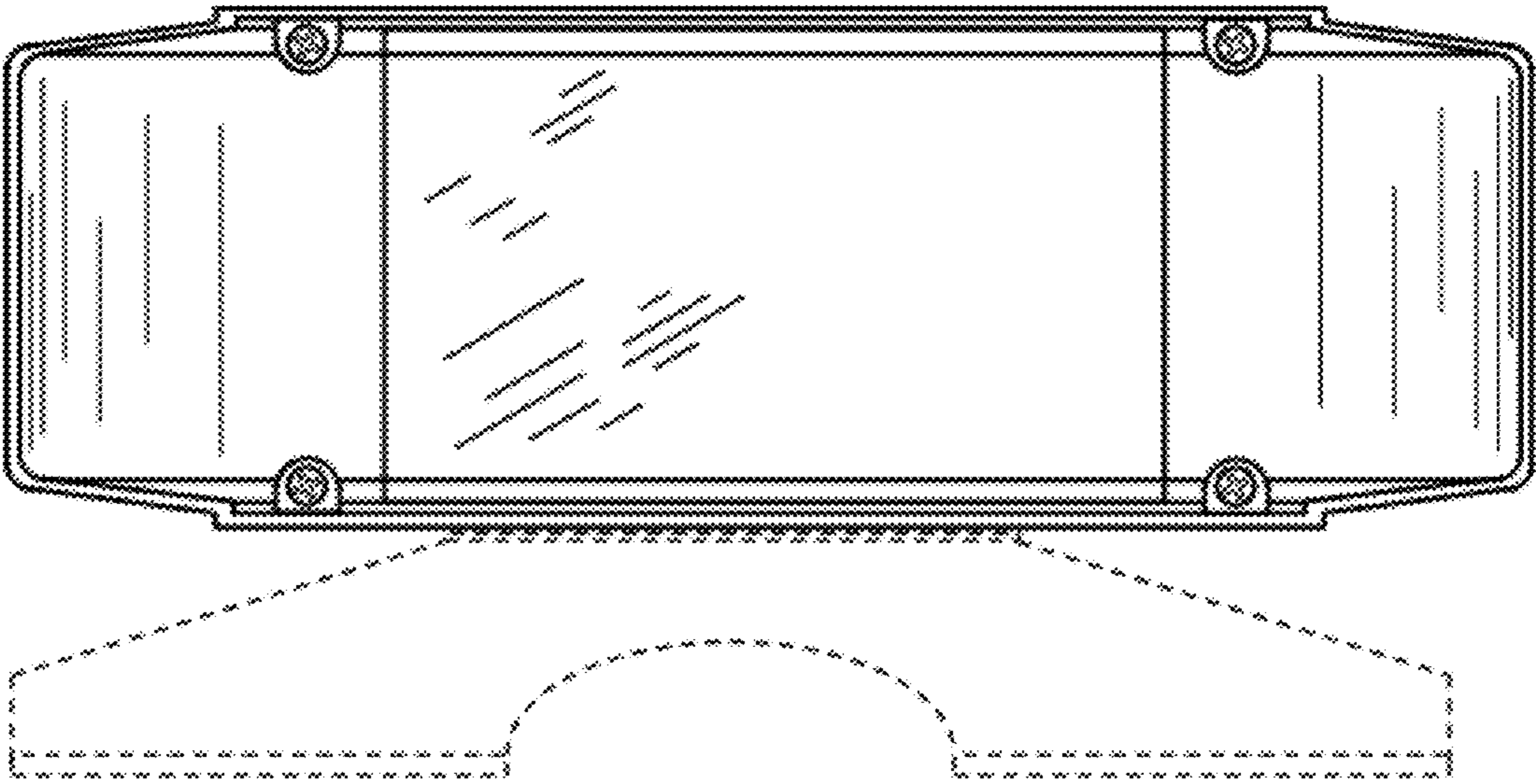


FIG. 7

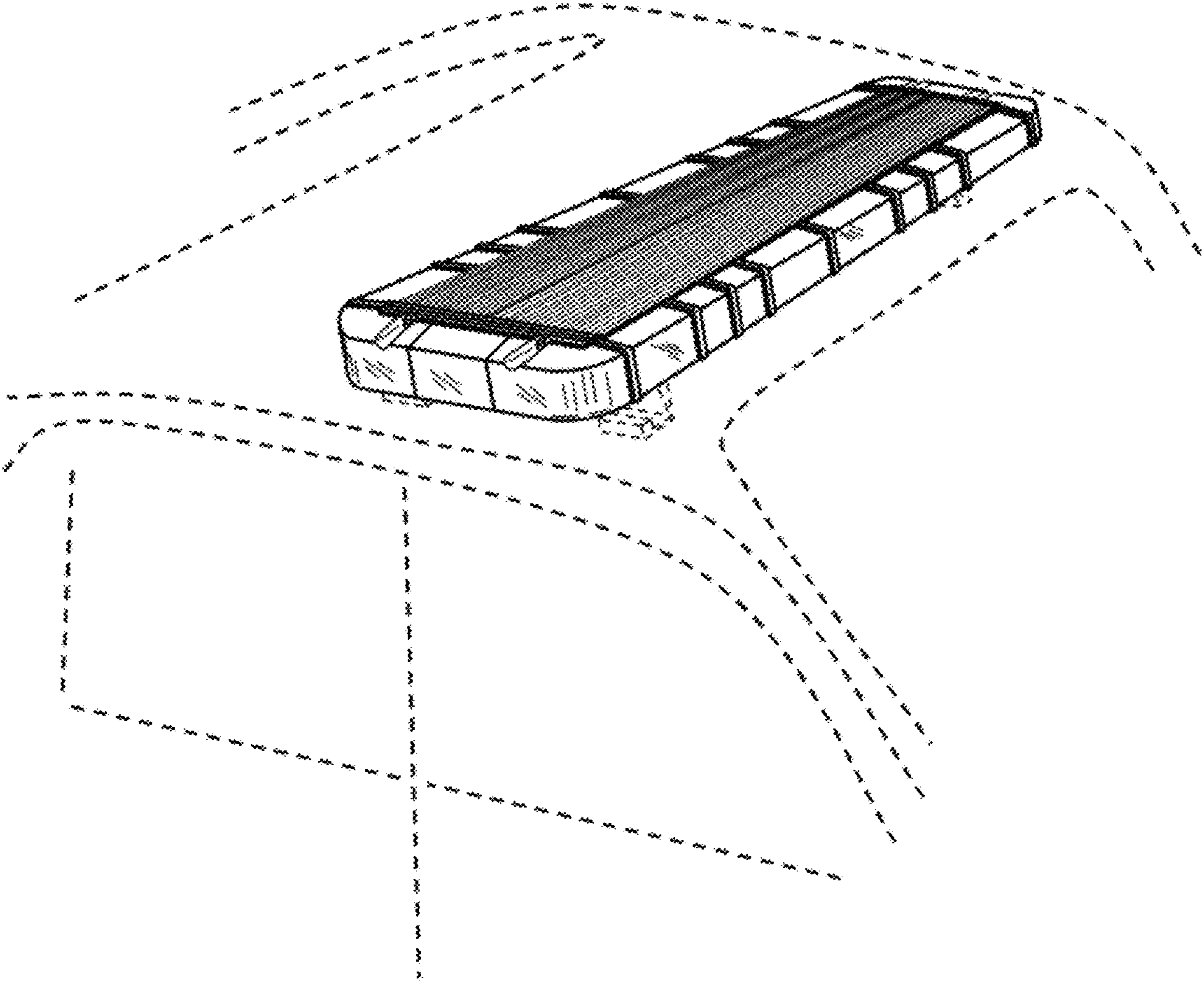


FIG. 8