



US00D658518S

(12) **United States Design Patent**
Behling

(10) **Patent No.:** **US D658,518 S**

(45) **Date of Patent:** **** May 1, 2012**

(54) **WATCH**

(75) **Inventor:** **Christoph Behling**, London (GB)

(73) **Assignee:** **LVMH Swiss Manufactures SA**, La Chaux-de-Fonds (CH)

(**) **Term:** **14 Years**

(21) **Appl. No.:** **29/402,162**

(22) **Filed:** **Sep. 21, 2011**

(30) **Foreign Application Priority Data**

Mar. 21, 2011 (CH) 594322801

(51) **LOC (9) Cl.** **10-02**

(52) **U.S. Cl.** **D10/39**

(58) **Field of Classification Search** D10/30-39,
D10/122-132; 368/276, 281, 282, 285, 223,
368/228, 232
See application file for complete search history.

(56) **References Cited**

U.S. PATENT DOCUMENTS

D195,421	S	*	6/1963	Huguenin	D10/39
3,901,023	A	*	8/1975	Uebelhardt	368/281
4,364,669	A	*	12/1982	Thoenig et al.	368/111
5,119,349	A	*	6/1992	Muto et al.	368/157
5,220,541	A	*	6/1993	Vuilleumier	368/88
D360,141	S	*	7/1995	Scheufele	D10/32
D417,160	S	*	11/1999	Fedele	D10/32

D465,739	S	*	11/2002	Arabov	D10/39
D517,432	S	*	3/2006	Laucella	D10/39
D526,923	S	*	8/2006	Okaya	D10/126
D536,627	S	*	2/2007	Behling	D10/38
D536,628	S	*	2/2007	Roth	D10/38
D538,182	S	*	3/2007	Lalo	D10/32
D568,176	S	*	5/2008	Monachon	D10/32
D578,904	S	*	10/2008	Calvani	D10/39
7,508,738	B2	*	3/2009	Meier et al.	368/64
D590,274	S	*	4/2009	Monachon	D10/31
D624,443	S	*	9/2010	Cerrato	D10/38
D650,710	S	*	12/2011	Laucella	D10/39

* cited by examiner

Primary Examiner — Lucy Lieberman

(74) *Attorney, Agent, or Firm* — Mark S. Leonardo; Brown Rudnick LLP

(57) **CLAIM**

The ornamental design for a watch, as shown and described.

DESCRIPTION

FIG. 1 illustrates a perspective view of a watch employing an ornamental design in accordance with the present invention; FIG. 2 illustrates a front view of the watch of FIG. 1; FIG. 3 illustrates a back view of the watch of FIG. 1; FIG. 4 illustrates a left side view of the watch of FIG. 1; FIG. 5 illustrates a right side view of the watch of FIG. 1; FIG. 6 illustrates a top view of the watch of FIG. 1; and, FIG. 7 illustrates a bottom view of the watch of FIG. 1. Broken lines shown herein for illustrative purposes form no part of the claimed design.

1 Claim, 7 Drawing Sheets





FIG. 1



FIG. 2

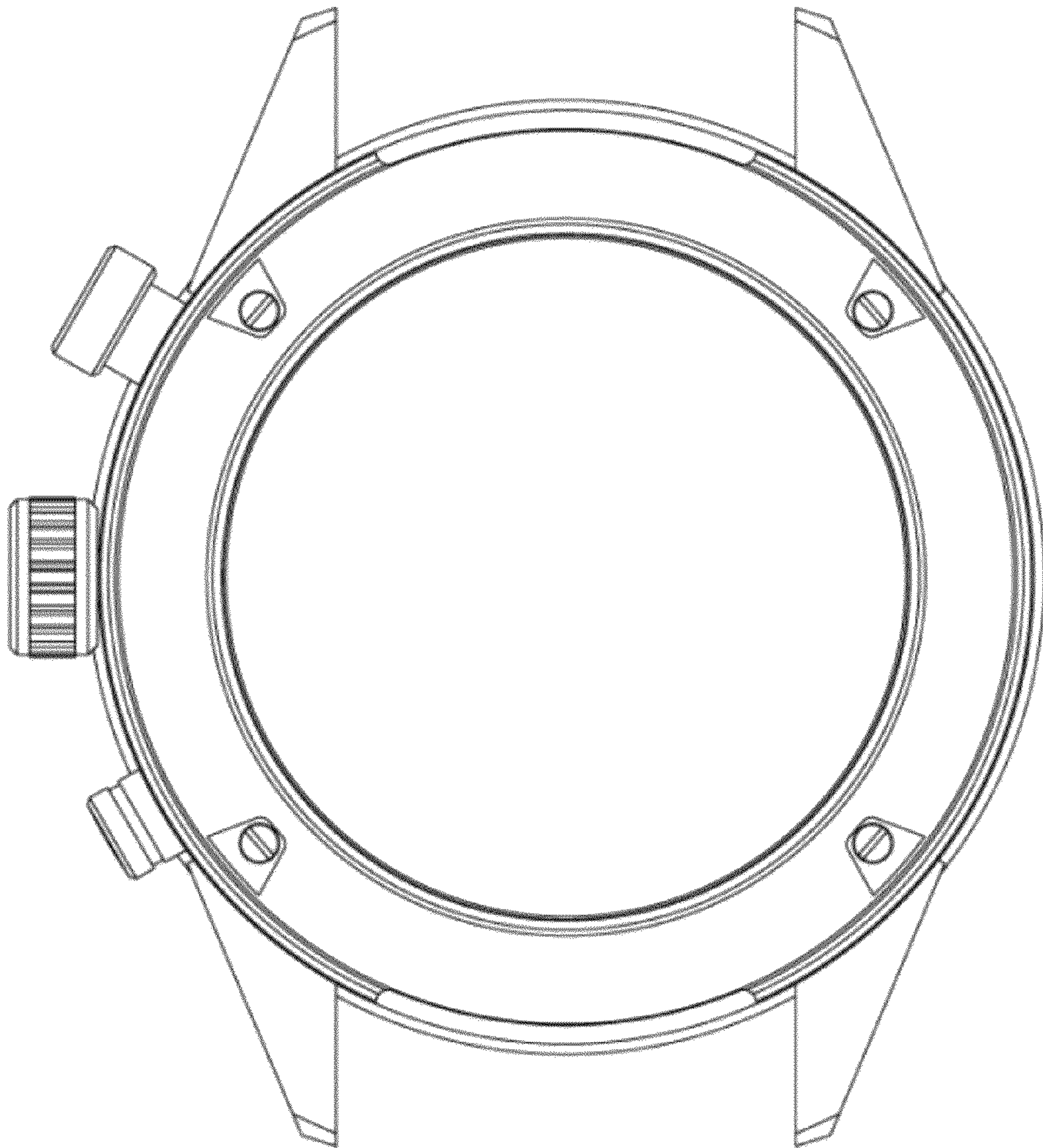


FIG. 3

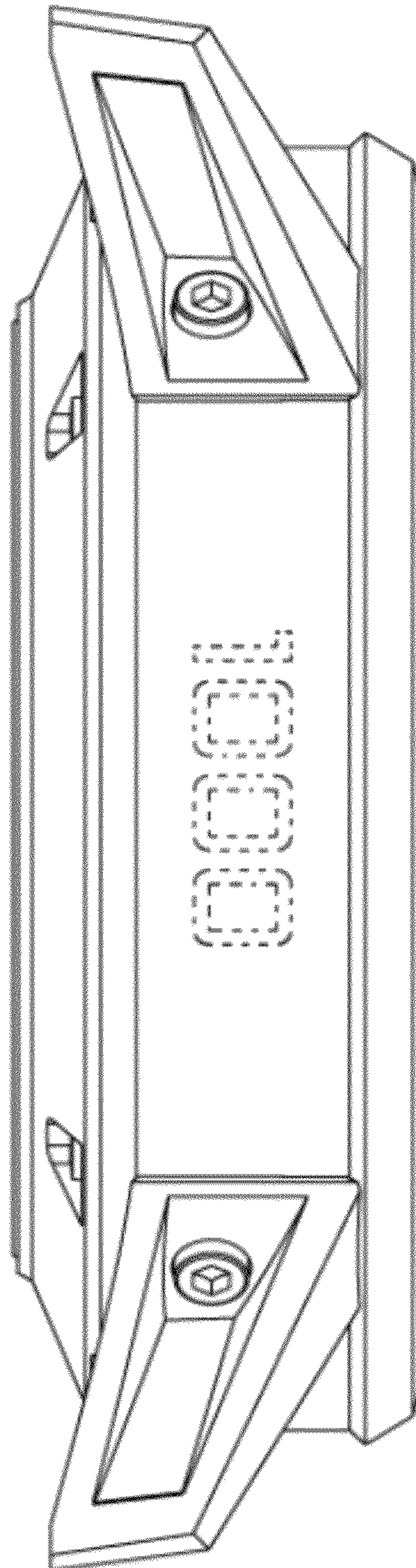


FIG. 4

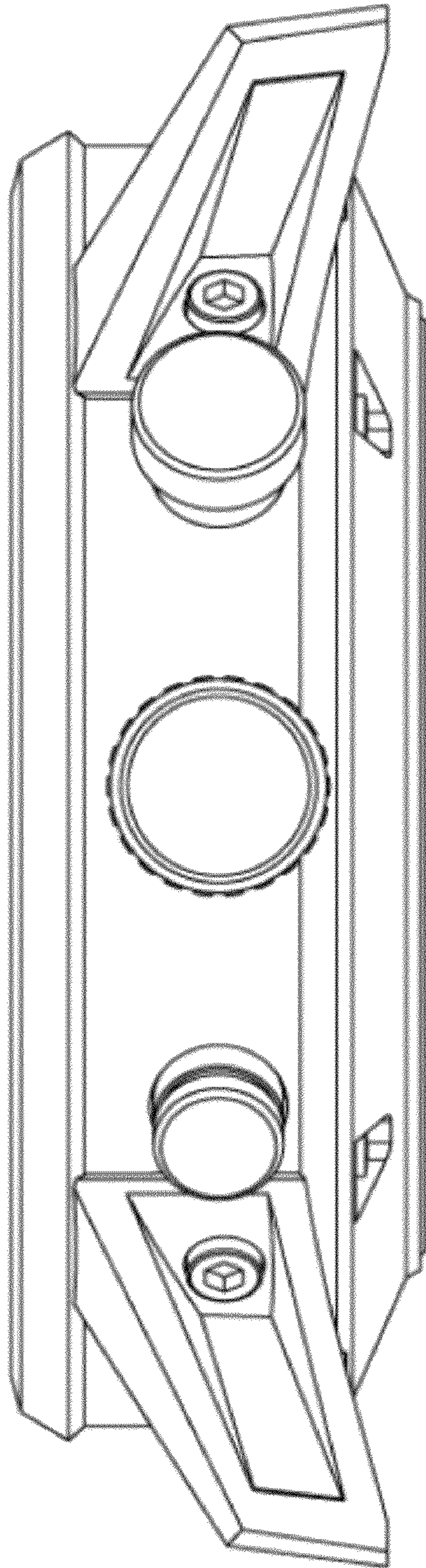


FIG. 5

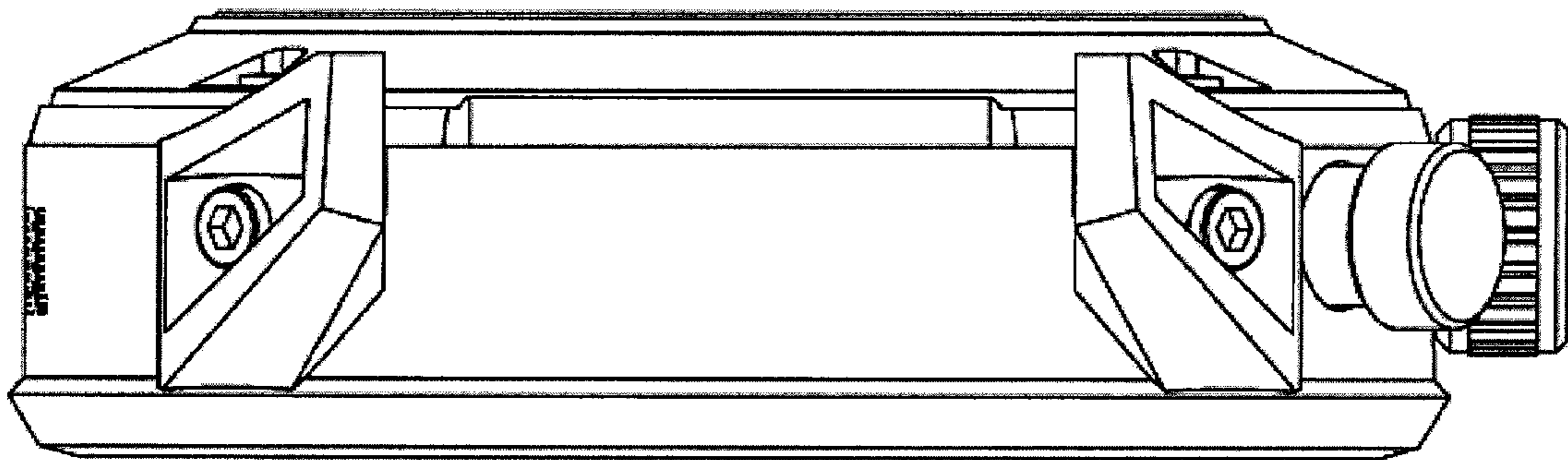


FIG. 6

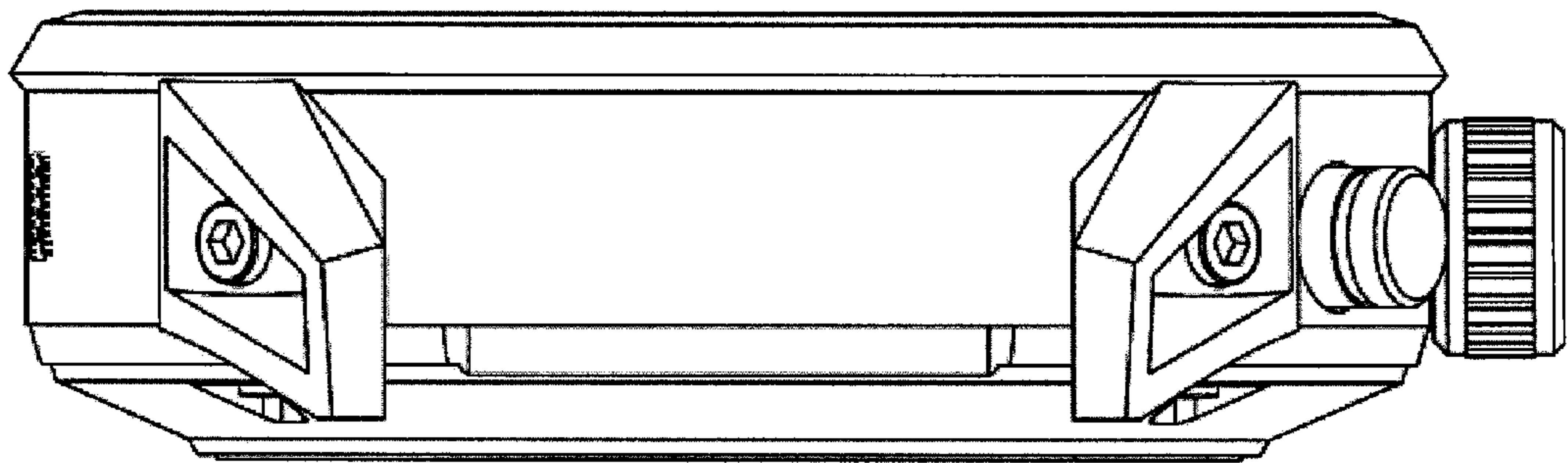


FIG. 7