



US00D658513S

(12) **United States Design Patent**  
**Laucella**

(10) **Patent No.:** **US D658,513 S**

(45) **Date of Patent:** **\*\* \*May 1, 2012**

(54) **WATCH**

(75) Inventor: **Vincent Laucella**, Le Brassus (CH)

(73) Assignee: **Montres Breguet S.A.**, L'Abbaye (CH)

(\*) Notice: This patent is subject to a terminal disclaimer.

(\*\*) Term: **14 Years**

(21) Appl. No.: **29/396,818**

(22) Filed: **Jul. 7, 2011**

(30) **Foreign Application Priority Data**

Mar. 14, 2011 (WO) ..... DM/075 537

(51) **LOC (9) Cl.** ..... **10-02**

(52) **U.S. Cl.** ..... **D10/33; D10/39**

(58) **Field of Classification Search** ..... D10/30-39,  
D10/122-132, 10; 368/276, 281, 282, 285,  
368/80, 223, 228, 232, 28, 37, 38, 15-20,  
368/21-27

See application file for complete search history.

(56) **References Cited**

**U.S. PATENT DOCUMENTS**

340,044	A *	4/1886	Hunter	368/232
1,045,304	A *	11/1912	Luporini	434/149
D93,144	S *	8/1934	Stedman	D10/126
D95,205	S *	4/1935	Harrison	D10/10
2,128,970	A *	9/1938	Smyser et al.	368/15
3,475,902	A *	11/1969	Wessel	368/10

4,579,460	A *	4/1986	Shannon	368/27
D326,823	S *	6/1992	Wunderman	D10/32
5,237,544	A *	8/1993	Sase et al.	368/21
D365,772	S *	1/1996	Wunderman	D10/32
D368,664	S *	4/1996	Schick et al.	D10/39
D369,302	S *	4/1996	Wood	D10/32
5,917,778	A *	6/1999	James et al.	368/17
D421,915	S *	3/2000	Alexander, II	D10/8
D552,490	S *	10/2007	Laucella	D10/31
D559,128	S *	1/2008	Laucella	D10/39
D559,131	S *	1/2008	Laucella	D10/39
D593,880	S *	6/2009	Laucella	D10/39
D614,514	S *	4/2010	Laucella	D10/39
D616,767	S *	6/2010	Laucella	D10/39
D628,497	S *	12/2010	Laucella	D10/33

\* cited by examiner

*Primary Examiner* — Lucy Lieberman

(74) *Attorney, Agent, or Firm* — Collen IP; Donald J. Ranft

(57) **CLAIM**

The ornamental design for a watch, as shown and described.

**DESCRIPTION**

FIG. 1 is a front view of a watch showing my new design;  
FIG. 2 is a rear view thereof;  
FIG. 3 is a bottom view thereof;  
FIG. 4 is a top view thereof;  
FIG. 5 is a right side view thereof;  
FIG. 6 is left side view thereof; and,  
FIG. 7 is front perspective view thereof.

The portions of the watch shown in broken lines form no part of the claimed design.

**1 Claim, 4 Drawing Sheets**

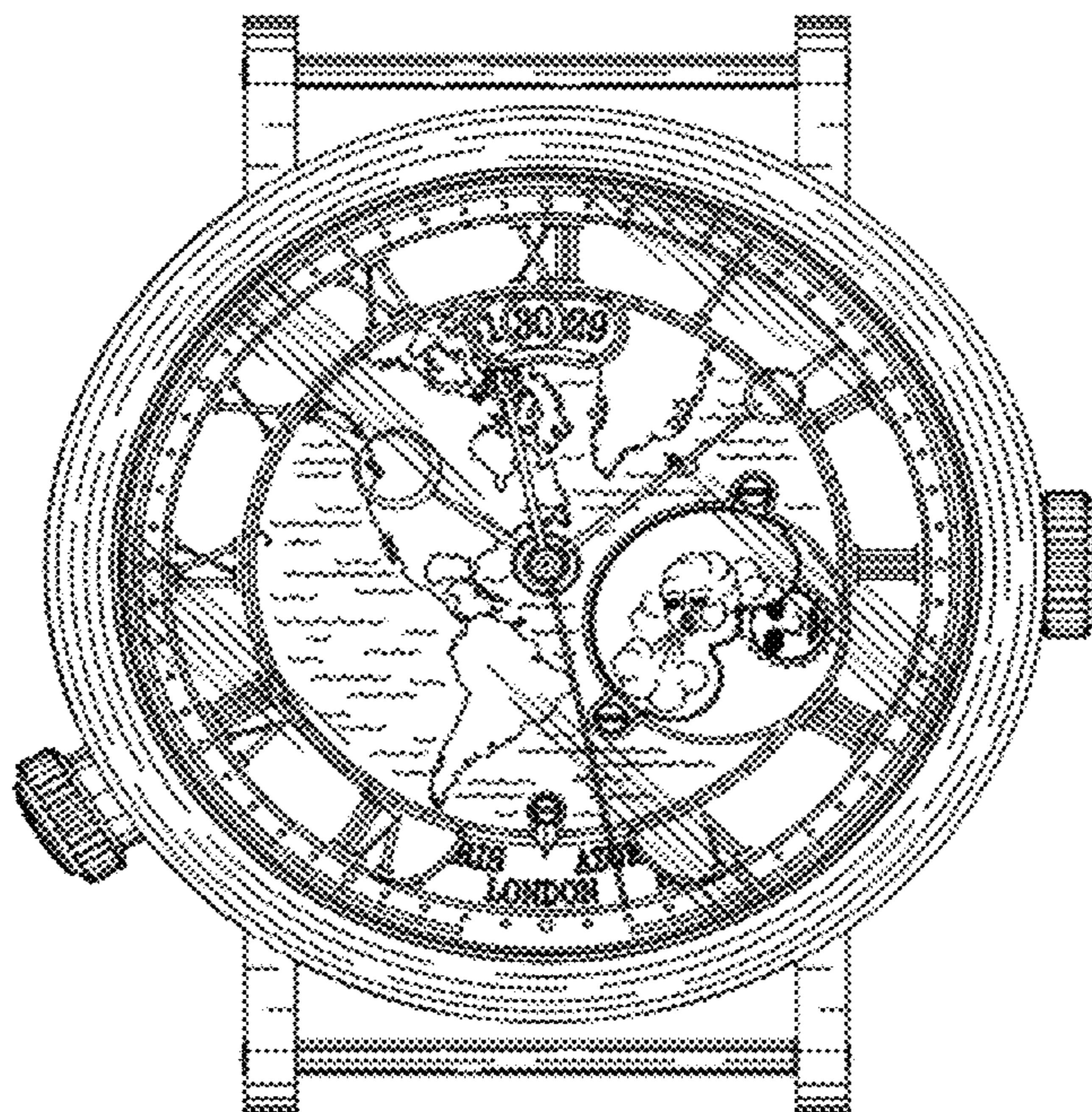


Fig. 1

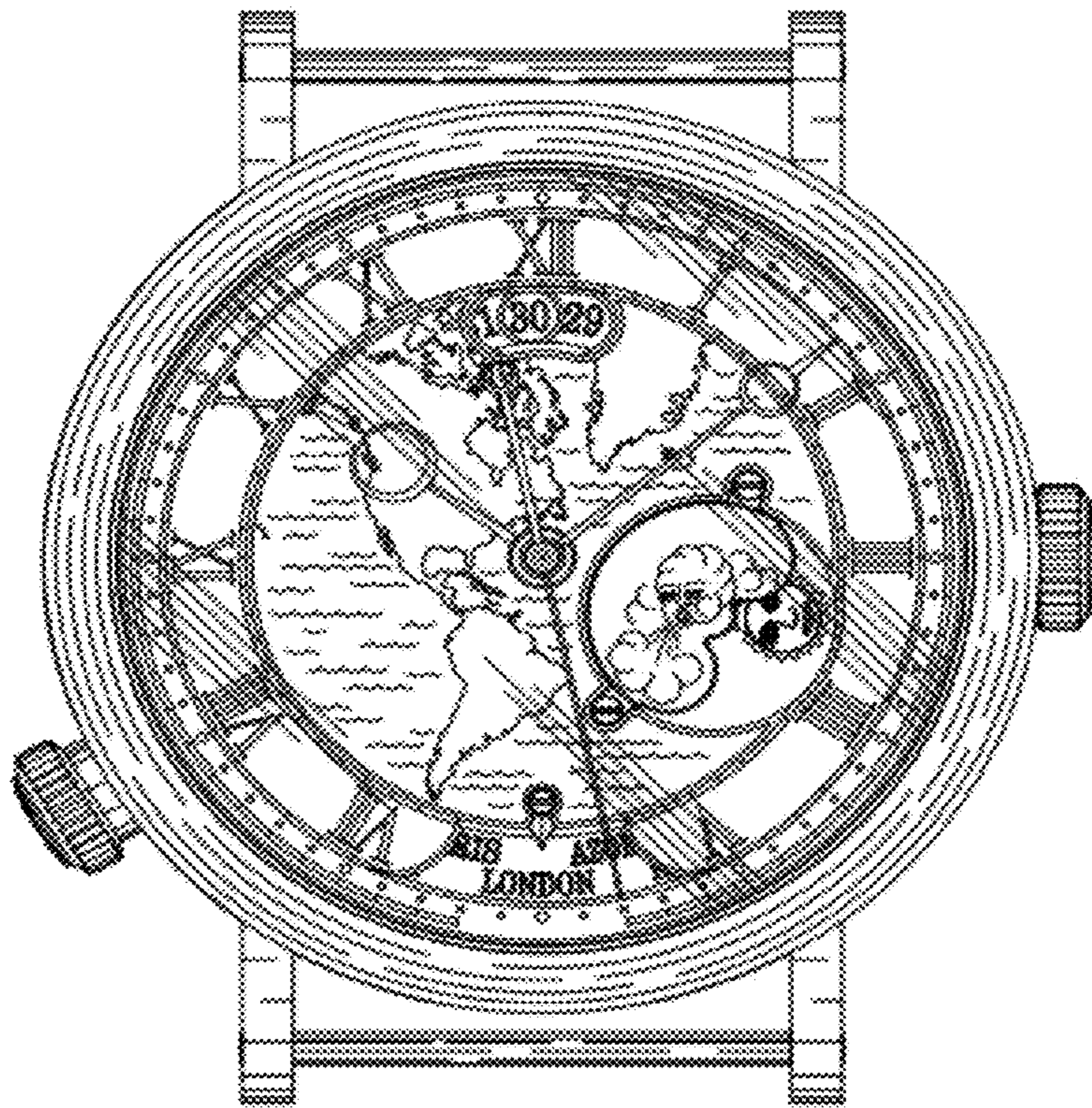


Fig. 2

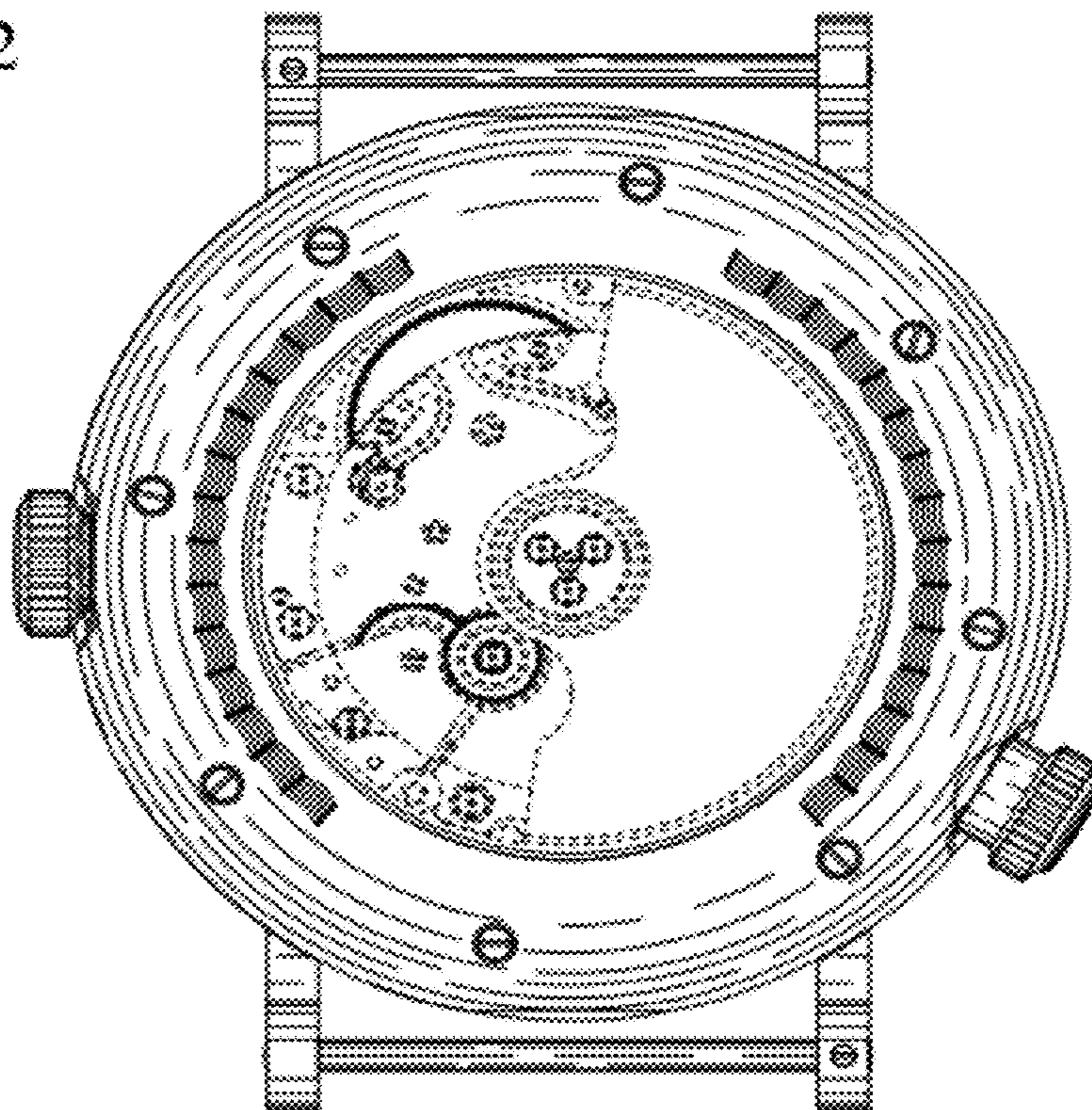


Fig. 3

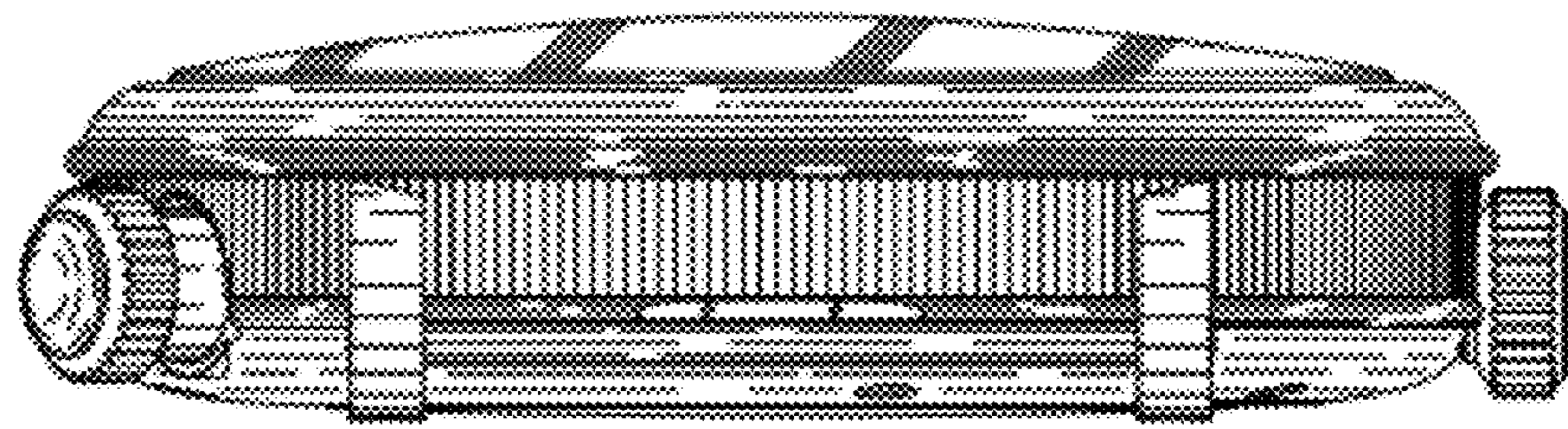


Fig. 4

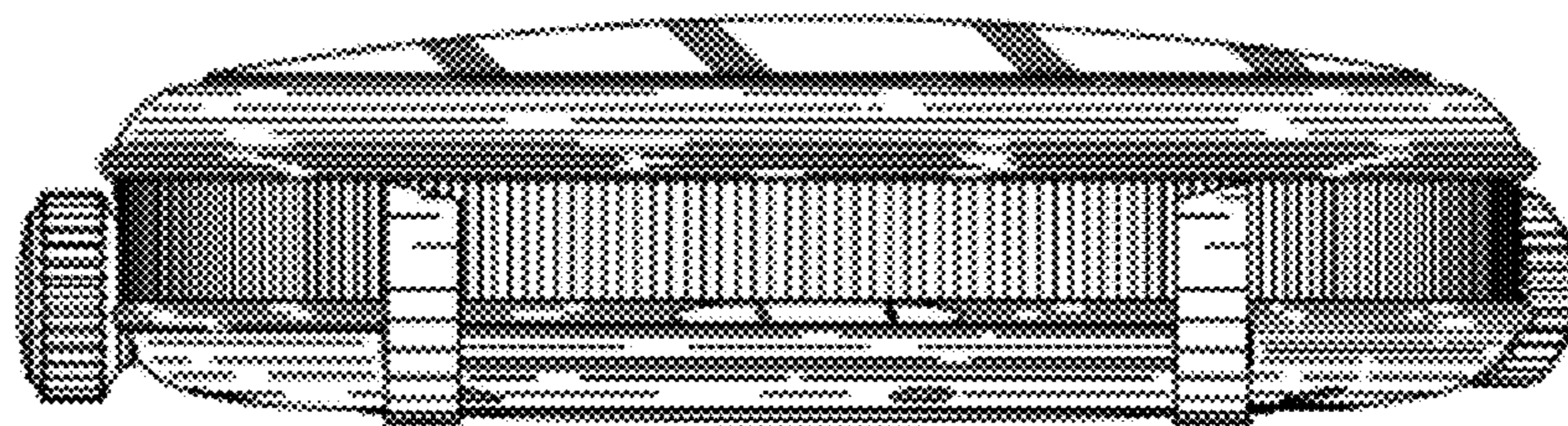


Fig. 5

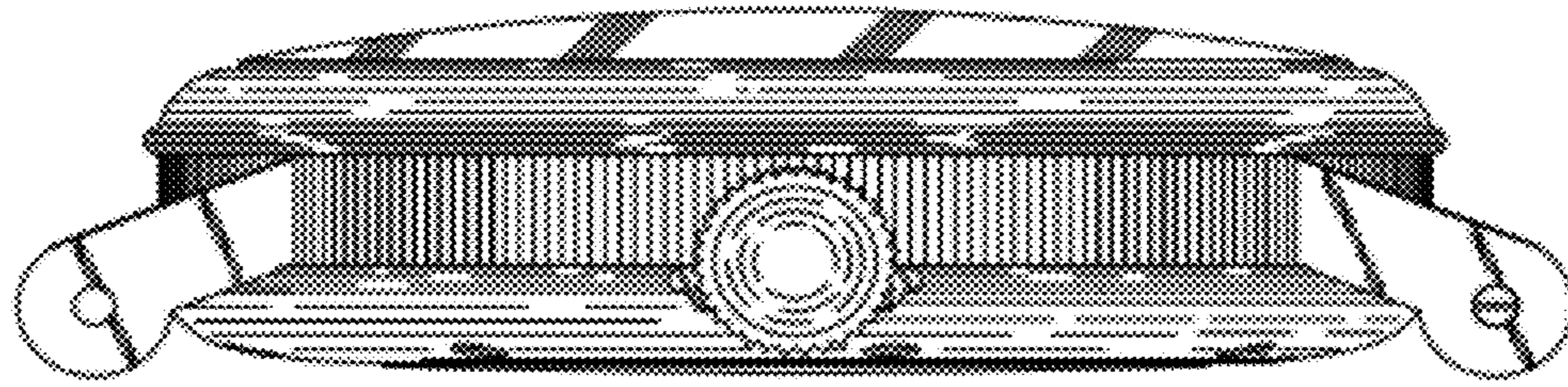


Fig. 6



Fig. 7

