



US00D658511S

(12) **United States Design Patent**  
**Wai Kei**

(10) **Patent No.:** **US D658,511 S**  
(45) **Date of Patent:** **\*\* May 1, 2012**

(54) **WRIST WATCH**

(75) Inventor: **Wong Wai Kei**, Siu Sai Wan Est (HK)

(73) Assignees: **Citizen Holdings Co., Ltd.**,  
Nishitokyo-shi, Tokyo (JP); **Citizen**  
**Watch Co., Ltd.**, Nishitokyo-shi, Tokyo  
(JP)

(\*\*) Term: **14 Years**

(21) Appl. No.: **29/408,820**

(22) Filed: **Dec. 16, 2011**

(51) **LOC (9) Cl.** ..... **10-02**

(52) **U.S. Cl.** ..... **D10/32**

(58) **Field of Classification Search** ..... D10/30-39,  
D10/122-132; 368/276, 281, 282, 80, 223,  
368/228, 232; D11/3

See application file for complete search history.

(56) **References Cited**

**U.S. PATENT DOCUMENTS**

D327,654 S *	7/1992	Gueit	.....	D10/32
D346,975 S *	5/1994	Houlihan	.....	D10/38
D356,042 S *	3/1995	Nakanishi	.....	D10/39
D380,690 S *	7/1997	Riley	.....	D10/30
D391,501 S *	3/1998	Giardiello	.....	D10/39
D410,853 S *	6/1999	Bulgari	.....	D10/32
D447,427 S *	9/2001	Finazzi	.....	D10/39
D459,236 S *	6/2002	Haquet	.....	D10/30

D523,357 S *	6/2006	Kummer	.....	D10/38
D538,184 S *	3/2007	Scheufele	.....	D10/39
D548,623 S *	8/2007	Salemi	.....	D10/32
D551,991 S *	10/2007	Ohki	.....	D10/32
D559,124 S *	1/2008	Modolo	.....	D10/32
D578,022 S *	10/2008	Salemi	.....	D10/32
D640,146 S *	6/2011	Tedeschi	.....	D10/39
D642,075 S *	7/2011	Crocco	.....	D10/39
D649,481 S *	11/2011	Crocco	.....	D10/39
D652,326 S *	1/2012	Kummer	.....	D10/38

**OTHER PUBLICATIONS**

International Watch Company website "http://www.iwc.com/en-us/collection/ingenieur/IW3765" dated Nov. 21, 2011.

\* cited by examiner

*Primary Examiner* — Lucy Lieberman

(74) *Attorney, Agent, or Firm* — Banner & Witcoff, Ltd


(57) **CLAIM**

The ornamental design for a wrist watch, as shown and described

**DESCRIPTION**

FIG. 1 is a perspective view thereof,  
FIG. 2 is a front elevational view thereof,  
FIG. 3 is a rear elevational view thereof,  
FIG. 4 is a top plan view thereof,  
FIG. 5 is a bottom plan view thereof,  
FIG. 6 is a right side elevation view thereof; and,  
FIG. 7 is a left side elevation view thereof.

**1 Claim, 4 Drawing Sheets**






*Fig. 1*






*Fig. 2*




*Fig. 3*






*Fig. 4*



*Fig. 5*





*Fig. 6*



*Fig. 7*

