



US00D658504S

(12) **United States Design Patent**
McCoy et al.

(10) **Patent No.:** **US D658,504 S**

(45) **Date of Patent:** **** May 1, 2012**

(54) **APPLICATOR**

(75) Inventors: **Kimberly Jean McCoy**, Milford, CT (US); **Kenneth Boeckle**, West Hempstead, NY (US); **Charles P. Neuner**, Amityville, NY (US)

(73) Assignee: **ELC Management LLC**, New York, NY (US)

(**) Term: **14 Years**

(21) Appl. No.: **29/381,788**

(22) Filed: **Dec. 22, 2010**

(51) **LOC (9) Cl.** **09-03**

(52) **U.S. Cl.** **D9/697**

(58) **Field of Classification Search** D9/695-699, D9/702-703, 705, 707-708, 711-712, 521-522, D9/516, 541, 556-560, 723-729, 447, 442-443, D9/453, 730, 686, 688-693, 435, 440; 215/355, 215/380-381; 222/212, 92, 95-96, 107, 222/215, 531, 386, 536, 207, 394; 220/669, 220/DIG. 7; D28/91.1, 76-78, 82, 88, 7; D4/112, 114; D24/119, 133; 206/229; 401/184; D19/66; 221/64, 208, 278
See application file for complete search history.

(56) **References Cited**

U.S. PATENT DOCUMENTS

| | | | | |
|--------------|--------|-------------------|-------|--------|
| D307,191 S * | 4/1990 | Blutenthal | | D28/7 |
| D368,431 S | 4/1996 | Desgrippes et al. | | |
| D370,087 S | 5/1996 | Baltierra | | |
| D395,606 S | 6/1998 | Taconelli | | |
| D423,355 S * | 4/2000 | Loeb et al. | | D9/447 |
| D437,212 S | 2/2001 | Adachi et al. | | |
| D469,884 S | 2/2003 | Lerolle | | |
| D513,995 S | 1/2006 | Miwa | | |

(Continued)

FOREIGN PATENT DOCUMENTS

AU 301946 6/2005

(Continued)

OTHER PUBLICATIONS

Prior Art Summary List of Citation Particulars from Kim & Chang; Chinese Agent; e.g., publication dates and ownership/applicant. Apr. 27, 2011. (2 pages).

(Continued)

Primary Examiner — Caron D Veynar

Assistant Examiner — Abraham Bahta

(74) *Attorney, Agent, or Firm* — Cynthia R. Miller


(57) **CLAIM**

We claim the ornamental design for an applicator, substantially as shown and described.

DESCRIPTION

FIG. 1 is a top, front and right side perspective view of my new design for an applicator;
FIG. 2 is a top, rear and left side perspective view of the applicator shown in FIG. 1;
FIG. 3 is a front elevation view of the applicator shown in FIG. 1;
FIG. 4 is a rear elevation view of the applicator shown in FIG. 1;
FIG. 5 is a right side elevation view of the applicator shown in FIG. 1;
FIG. 6 is a left side elevation view of the applicator shown in FIG. 1;
FIG. 7 is a top plan view of the applicator shown in FIG. 1; and,
FIG. 8 is a bottom plan view of the applicator shown in FIG. 1.
The broken line showing of a cap in the figures is provided for illustrative purposes only and forms no part of the claimed design.

1 Claim, 3 Drawing Sheets



US D658,504 S

Page 2

U.S. PATENT DOCUMENTS

| | | | |
|--------------|---------|------------------|--------|
| D521,386 S | 5/2006 | Priestman | |
| D527,642 S | 9/2006 | Priestman | |
| D539,161 S | 3/2007 | Cornet et al. | |
| D542,148 S | 5/2007 | Boucher | |
| D542,149 S | 5/2007 | Boucher | |
| D543,469 S * | 5/2007 | Py et al. | D9/724 |
| D554,519 S | 11/2007 | Varlet | |
| D558,061 S * | 12/2007 | Py et al. | D9/695 |
| D561,046 S | 2/2008 | Kerman | |
| D570,707 S | 6/2008 | Blasko et al. | |
| D570,708 S | 6/2008 | Kerman | |
| D574,236 S | 8/2008 | Oates | |
| D583,678 S | 12/2008 | Yamamoto | |
| D584,162 S | 1/2009 | Gieux | |
| D585,298 S | 1/2009 | Yakoby | |
| D585,761 S | 2/2009 | Oates | |
| D608,659 S * | 1/2010 | Py et al. | D9/724 |
| D610,021 S | 2/2010 | Kinoshita et al. | |
| D613,174 S | 4/2010 | Pecora | |
| D620,808 S * | 8/2010 | Gieux | D9/695 |
| D625,200 S * | 10/2010 | Py et al. | D9/724 |
| D626,005 S | 10/2010 | Duquet | |
| D632,186 S | 2/2011 | Fischer | |
| D641,468 S | 7/2011 | Ruiz, Sr. et al. | |
| D643,743 S | 8/2011 | Yu | |
| D646,583 S | 10/2011 | Mongeon et al. | |

FOREIGN PATENT DOCUMENTS

| | | |
|----|------------|---------|
| AU | 301952 | 6/2005 |
| AU | 302061 | 6/2005 |
| AU | 304466 | 12/2005 |
| AU | 306776 | 5/2006 |
| AU | 308684 | 8/2006 |
| AU | 308685 | 8/2006 |
| AU | 313094 | 2/2007 |
| AU | 313095 | 2/2007 |
| AU | 328356 | 11/2009 |
| CN | 3307315D | 7/2003 |
| CN | 3463730D | 7/2005 |
| CN | 3492854D | 12/2005 |
| CN | 3609884D | 2/2007 |
| CN | 300715114D | 12/2007 |
| CN | 300735431D | 1/2008 |
| CN | 300778223D | 5/2008 |
| CN | 301152286D | 3/2010 |

| | | |
|----|----------------|---------|
| EM | 000239686-0003 | 10/2004 |
| EM | CD698584-1 | 3/2007 |
| EM | CD20466-1 | 4/2008 |
| EM | CD350293-1 | 5/2010 |
| EM | CD354386-2 | 6/2010 |
| GB | 2173776 | 10/1986 |
| JP | 1145314 | 7/2002 |
| JP | 1145314/1 | 7/2002 |
| JP | 1145314/2 | 7/2002 |
| JP | 1201281 | 4/2004 |
| JP | 1216292 | 9/2004 |
| JP | 1216368 | 9/2004 |
| JP | 1220351 | 10/2004 |
| JP | 1225822 | 12/2004 |
| JP | 1258678 | 12/2005 |
| KR | 30-0356475 | 7/2004 |
| KR | 30-0458596 | 8/2007 |
| KR | 30-0534057 | 7/2009 |
| KR | 30-0535699 | 8/2009 |
| KR | 30-0545935 | 11/2009 |
| KR | 30-0555509 | 3/2010 |
| MX | 17316 | 4/2005 |
| MX | 19950 | 3/2006 |
| MX | 20230 | 5/2006 |
| RU | 59262 | 6/2006 |
| RU | 59504 | 7/2006 |
| RU | 64926 | 12/2006 |
| RU | 67723 | 9/2008 |
| WO | 054159 | 2/2001 |
| WO | 060475 | 8/2002 |

OTHER PUBLICATIONS

E-mail from Becerril, Coca & Becerril, S.C; Mexican Agent; Re: Prior Art Summary List of Citation Particulars, e.g., publication dates and ownership/applicant. Mar. 16, 2011. (1 page).

E-mail from Gorodissky & Partners Ltd.; Russian Agent; Re: Prior Art Summary List of Citation Particulars, e.g., publication dates and ownership/applicant. Mar. 18, 2011. (1 page).

E-mail and Prior Art Summary List of Citation Particulars, e.g., publication dates and ownership/applicant from China Patent Agent (H.K.) Ltd. Mar. 17, 2011. (2 pages).

Letter and Prior Art Summary List of Citation Particulars, e.g., publication dates and ownership/applicant from Hiraki & Associates; Japanese Agent; Nov. 4, 2010. (3 pages).

* cited by examiner

FIG. 3

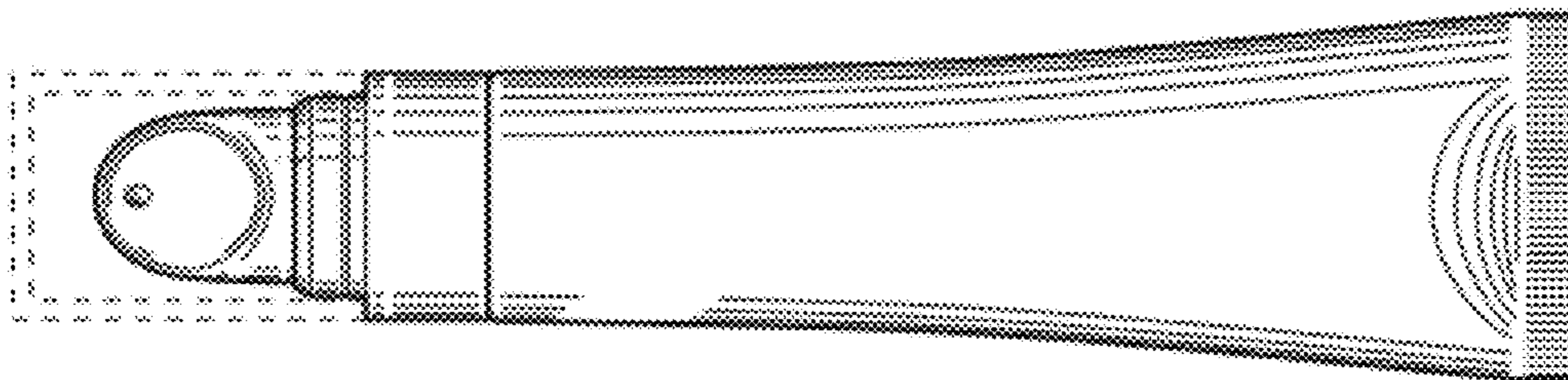


FIG. 2




FIG. 1




FIG. 6




FIG. 5




FIG. 4




FIG. 8

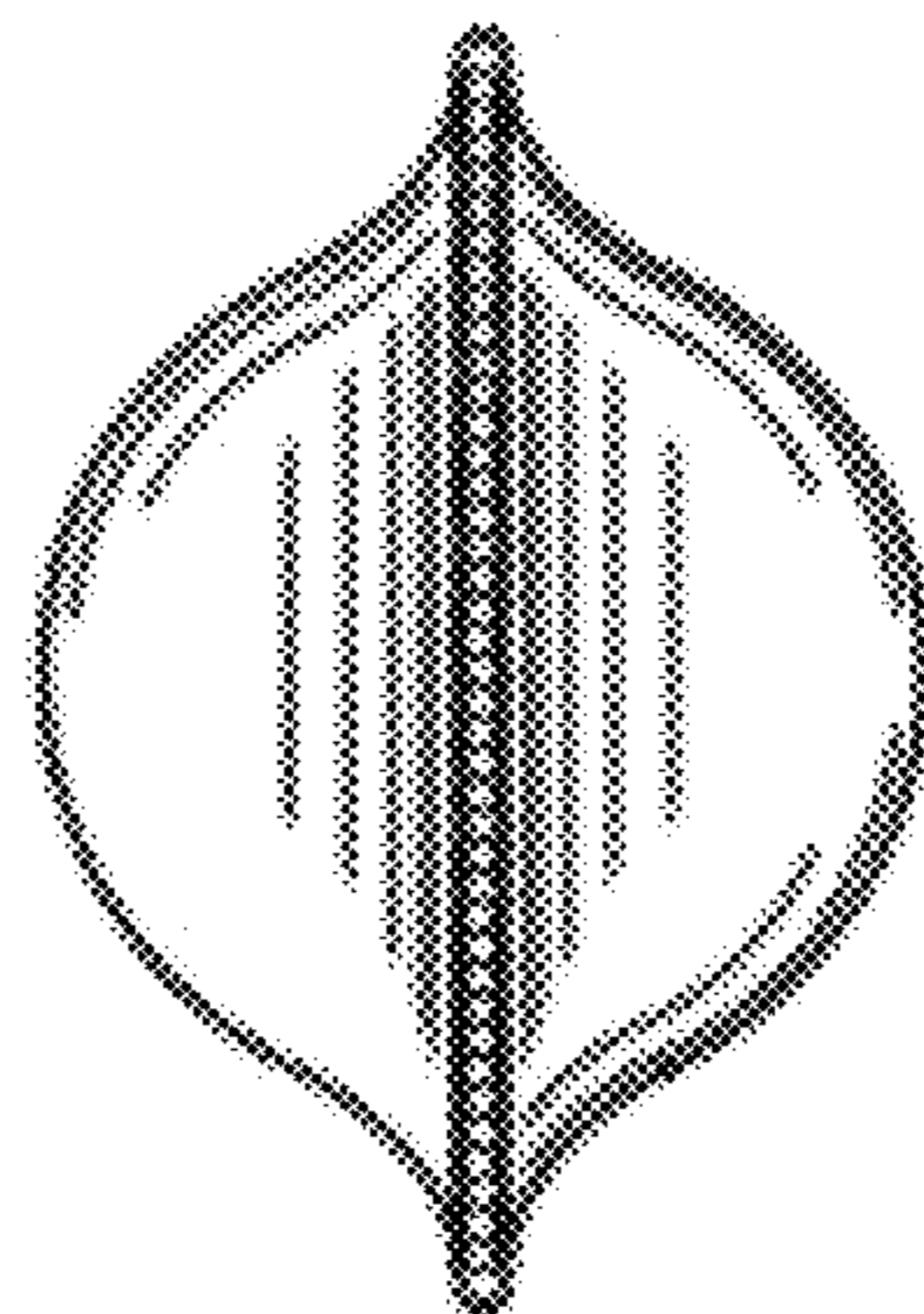


FIG. 7

