



US00D658489S

(12) **United States Design Patent**
Vassallo

(10) **Patent No.:** **US D658,489 S**

(45) **Date of Patent:** **** May 1, 2012**

(54) **HANGER DEVICE**

(76) Inventor: **Geoff Vassallo**, Fremont, CA (US)

(**) Term: **14 Years**

(21) Appl. No.: **29/400,651**

(22) Filed: **Aug. 31, 2011**

Related U.S. Application Data

(62) Division of application No. 12/331,217, filed on Dec. 9, 2008, now Pat. No. 8,091,852.

(51) **LOC (9) Cl.** **08-05**

(52) **U.S. Cl.** **D8/373**

(58) **Field of Classification Search** D8/349,
D8/354, 373; 248/300, 317, 27.1, 301-304
See application file for complete search history.

(56) **References Cited**

U.S. PATENT DOCUMENTS

- D219,768 S * 1/1971 Conwill D8/354
- D243,655 S * 3/1977 Matousek et al. D8/354
- 4,464,440 A * 8/1984 Dotzman 428/542.4
- 5,048,788 A * 9/1991 Lorincz 248/477

- D418,044 S * 12/1999 Schoeneweis D8/354
- 6,575,418 B1 * 6/2003 Riday 248/317
- 7,819,370 B2 * 10/2010 Ho 248/304

* cited by examiner

Primary Examiner — Holly Baynham

(74) *Attorney, Agent, or Firm* — John C. Merchant

(57) **CLAIM**

I Claim the ornamental design for the hanger device, as shown and described.

DESCRIPTION

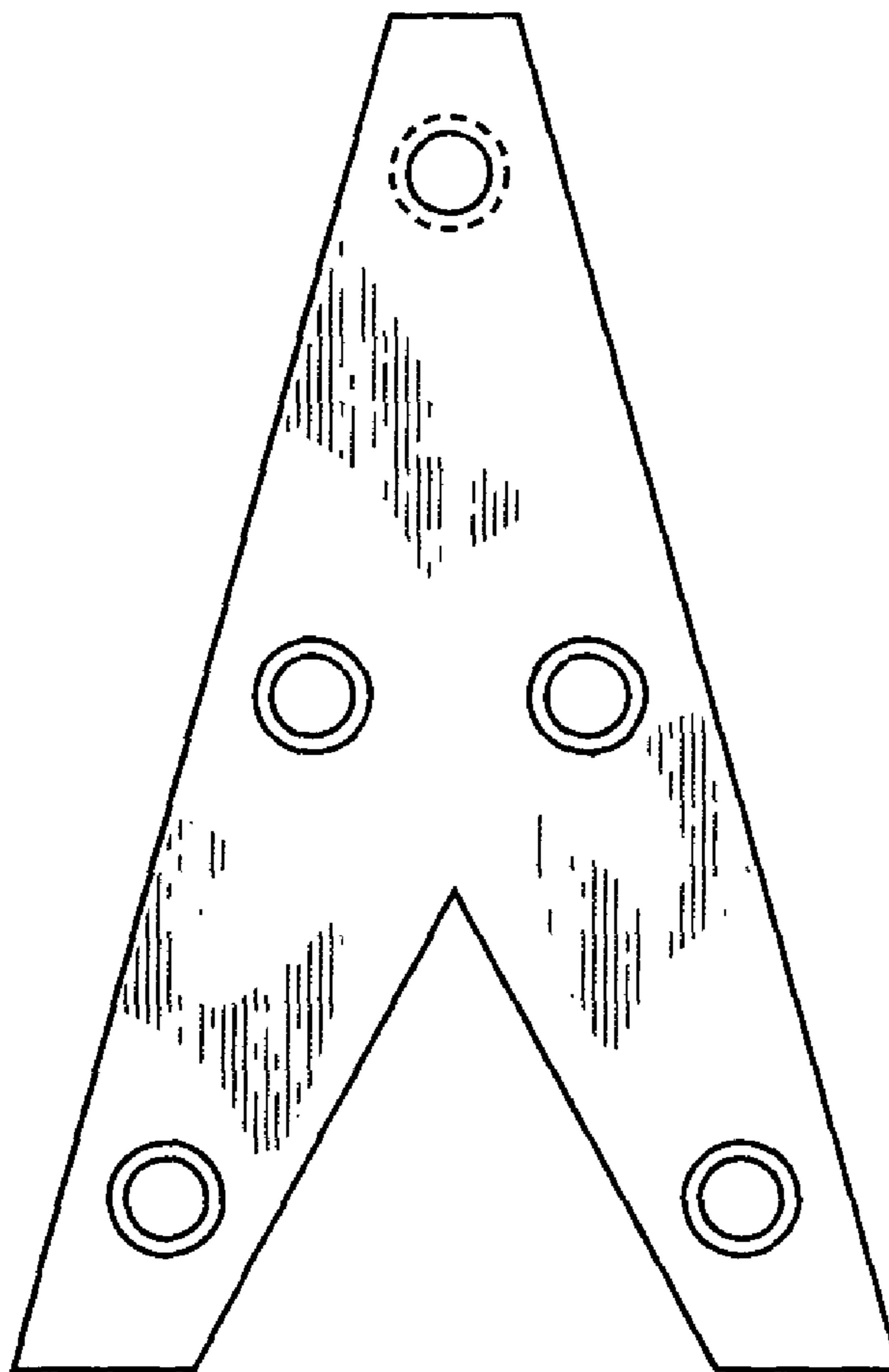
FIG. 1 is a front elevational view of the hanger device with the back elevational view being identical except for smaller holes shown in FIGS. 2 and 3;

FIG. 2 is a front, side perspective view of the hanger device, the opposite side being identical except for the smaller holes shown in FIG. 3; and,

FIG. 3 is a side perspective view thereof, with the opposite side being identical.

The broken line showing of a partial surface is included for the purpose of illustrating environment and forms no part of the claimed design.

1 Claim, 1 Drawing Sheet



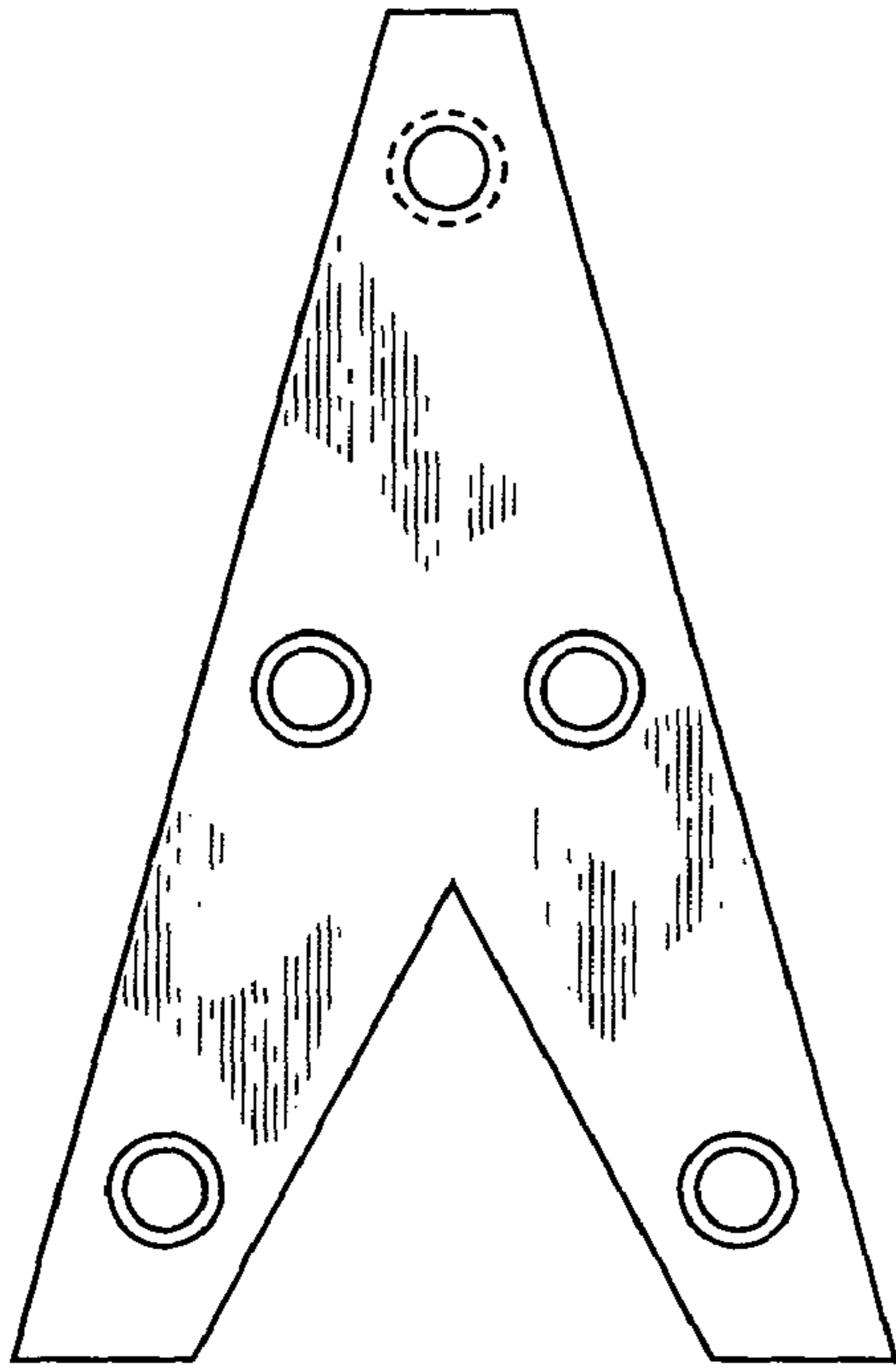


FIG. 1

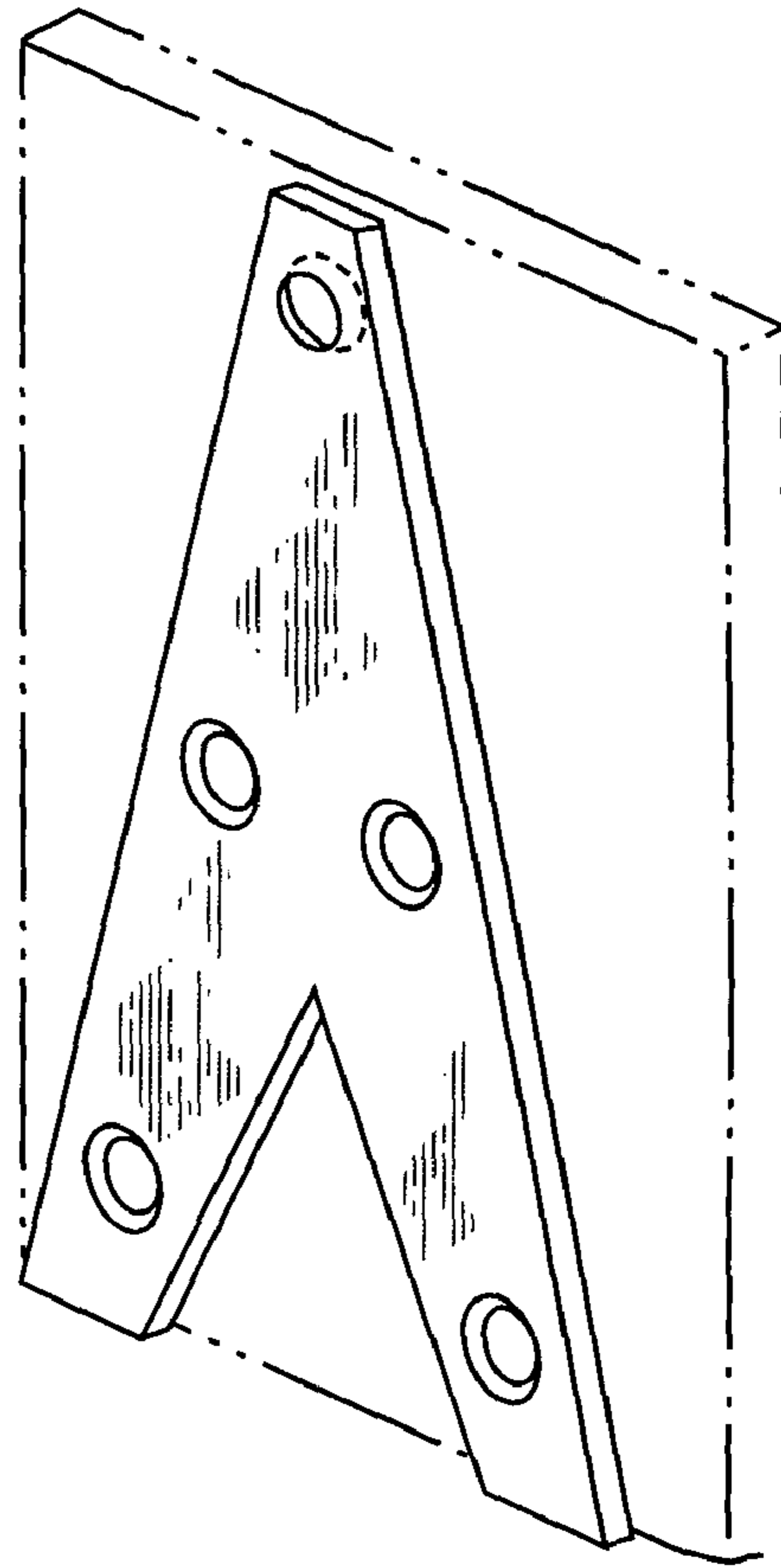


FIG. 2



FIG. 3