

US00D658483S

(12) **United States Design Patent**
Krumpe et al.

(10) **Patent No.:** **US D658,483 S**
(45) **Date of Patent:** **** May 1, 2012**

- (54) **OUTLET PLATE**
 - (75) Inventors: **Geraint Krumpe**, Chicago, IL (US);
Michael Reedy, Chicago, IL (US)
 - (73) Assignee: **Liberty Hardware Mfg. Corp.**,
Winston-Salem, NC (US)
 - (**) Term: **14 Years**
 - (21) Appl. No.: **29/394,475**
 - (22) Filed: **Jun. 17, 2011**
 - (51) **LOC (9) Cl.** **11-05**
 - (52) **U.S. Cl.** **D8/353**
 - (58) **Field of Classification Search** D8/350–353;
D13/139.1–139.8, 146, 147, 152, 154, 156,
D13/158, 169, 171, 173, 177, 184; D14/159;
D25/60; 174/55, 58, 66, 67, 535; 220/241,
220/3.92, 3.5–3.9, 242, 3.2, 3.3, 244, 315;
439/535, 536, 892, 367, 373, 537, 541, 938;
200/303; 248/273; 292/357
- See application file for complete search history.

- D479,207 S * 9/2003 Mayo et al. D13/171
- D479,682 S * 9/2003 Frolov et al. D8/331
- D481,365 S * 10/2003 Mayo et al. D13/171
- D482,661 S * 11/2003 Shotey et al. D13/156
- D484,392 S * 12/2003 Mayo et al. D8/353
- D493,695 S * 8/2004 Wengrower D8/353
- 6,943,297 B2 * 9/2005 Capella 174/66
- 6,974,910 B2 * 12/2005 Rohmer 174/66
- D516,411 S * 3/2006 Millward et al. D8/353
- D517,024 S * 3/2006 Fort et al. D13/170
- D520,355 S * 5/2006 Overthun et al. D8/353
- D550,076 S * 9/2007 Ni D8/353
- D561,577 S * 2/2008 McConnell D8/353
- D568,717 S * 5/2008 Longo et al. D8/341
- D570,790 S * 6/2008 Egea Soler D13/162
- D573,005 S * 7/2008 Huang D8/353
- D581,369 S * 11/2008 Egea Soler D13/162
- D583,220 S * 12/2008 Ni D8/353
- D596,925 S * 7/2009 Kidman D8/353
- D599,189 S * 9/2009 Nunez et al. D8/331

(Continued)

Primary Examiner — Mark Goodwin
(74) *Attorney, Agent, or Firm* — Edgar A. Zarins; Nirav D. Parikh; Lora J. Graentzdoerffer

(57) **CLAIM**
The ornamental design for an outlet plate, as shown and described.

(56) **References Cited**

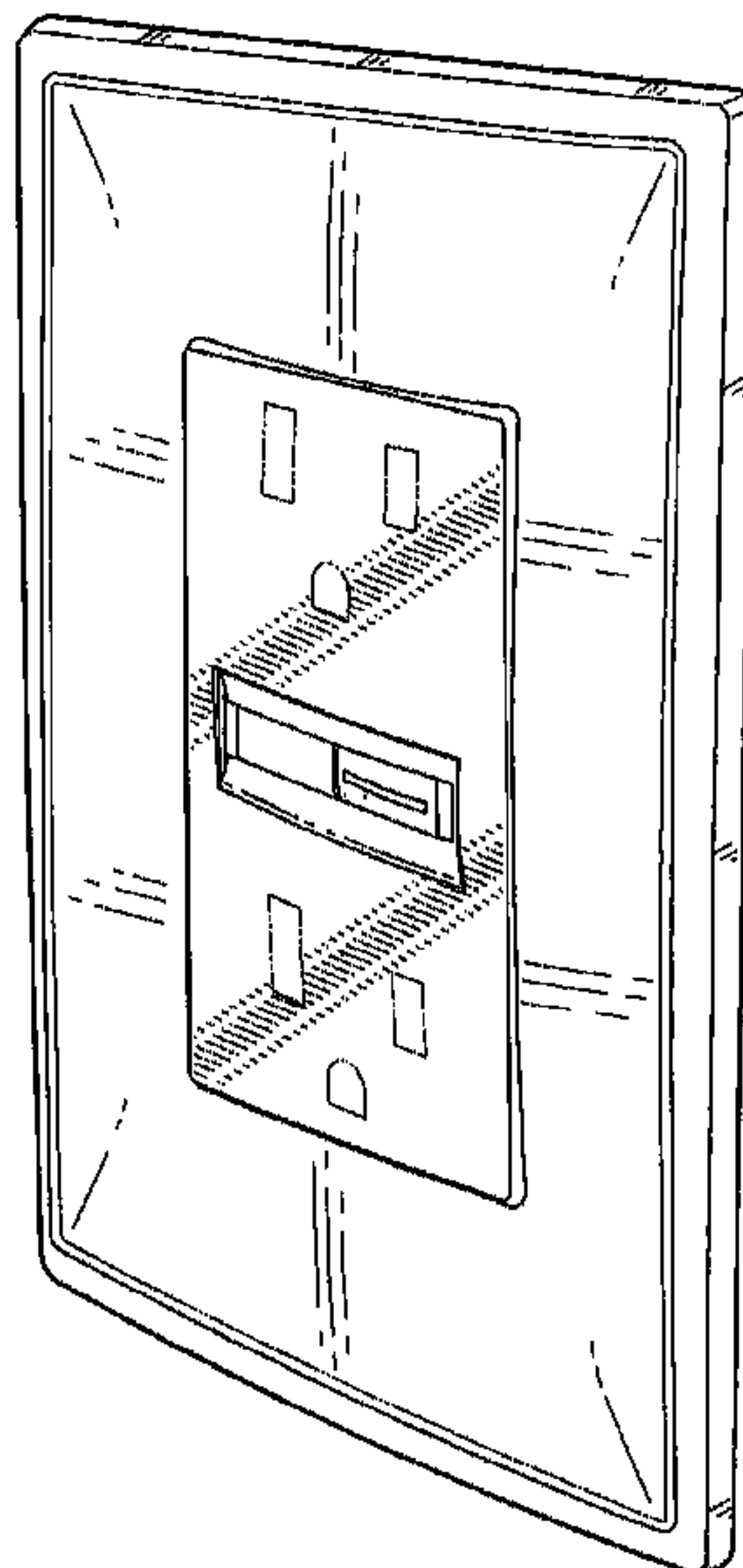
U.S. PATENT DOCUMENTS

- D327,212 S * 6/1992 Hubben et al. D8/353
- 5,180,886 A * 1/1993 Dierenbach et al. 174/66
- D335,282 S * 5/1993 Jurell et al. D13/170
- D335,867 S * 5/1993 Rowen D13/171
- D351,099 S * 10/1994 Flasz D8/353
- D387,267 S * 12/1997 Brown D8/353
- 5,696,350 A * 12/1997 Anker 174/66
- 5,723,817 A * 3/1998 Arenas et al. 174/66
- 5,727,958 A * 3/1998 Chen 439/136
- D399,495 S * 10/1998 Bachschmid D13/177
- 5,895,888 A * 4/1999 Arenas et al. 174/66
- D427,887 S * 7/2000 Leopold et al. D8/353
- D430,478 S * 9/2000 De brey et al. D8/353
- D477,578 S * 7/2003 Mayo et al. D13/171
- D478,054 S * 8/2003 Mayo et al. D13/171

DESCRIPTION

FIG. 1 is a perspective view of an outlet plate showing our new design;
FIG. 2 is a first end view thereof, the opposite end being a mirror image of the end shown;
FIG. 3 is a front elevational view thereof; and,
FIG. 4 is a first side view thereof, the opposite side being a mirror image of the side shown.
The broken lines shown in FIGS. 1 and 3 is included for the purpose of illustrating portions of the outlet plate and forms no part of the claimed design.

1 Claim, 2 Drawing Sheets



US D658,483 S

Page 2

U.S. PATENT DOCUMENTS

D609,994 S *	2/2010	Nunez et al.	D8/331	D639,637 S *	6/2011	Marrero	D8/353
D617,173 S *	6/2010	Anzalone et al.	D8/353	D642,894 S *	8/2011	Soper et al.	D8/353
D637,474 S *	5/2011	Schneider et al.	D8/350	D644,914 S *	9/2011	Hoffman et al.	D8/353
7,947,903 B2 *	5/2011	Peck	174/66				

* cited by examiner

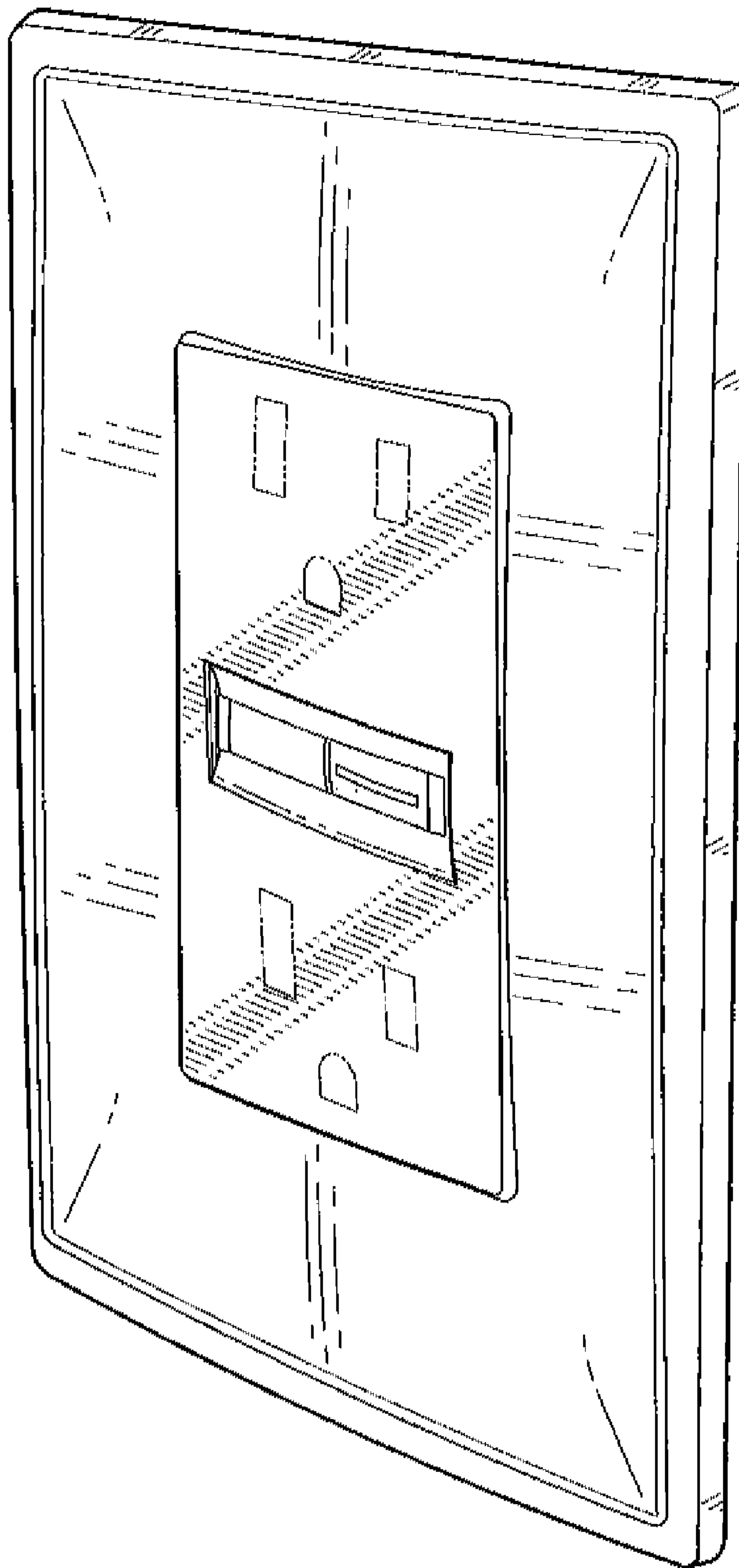


Fig-1

Fig-2

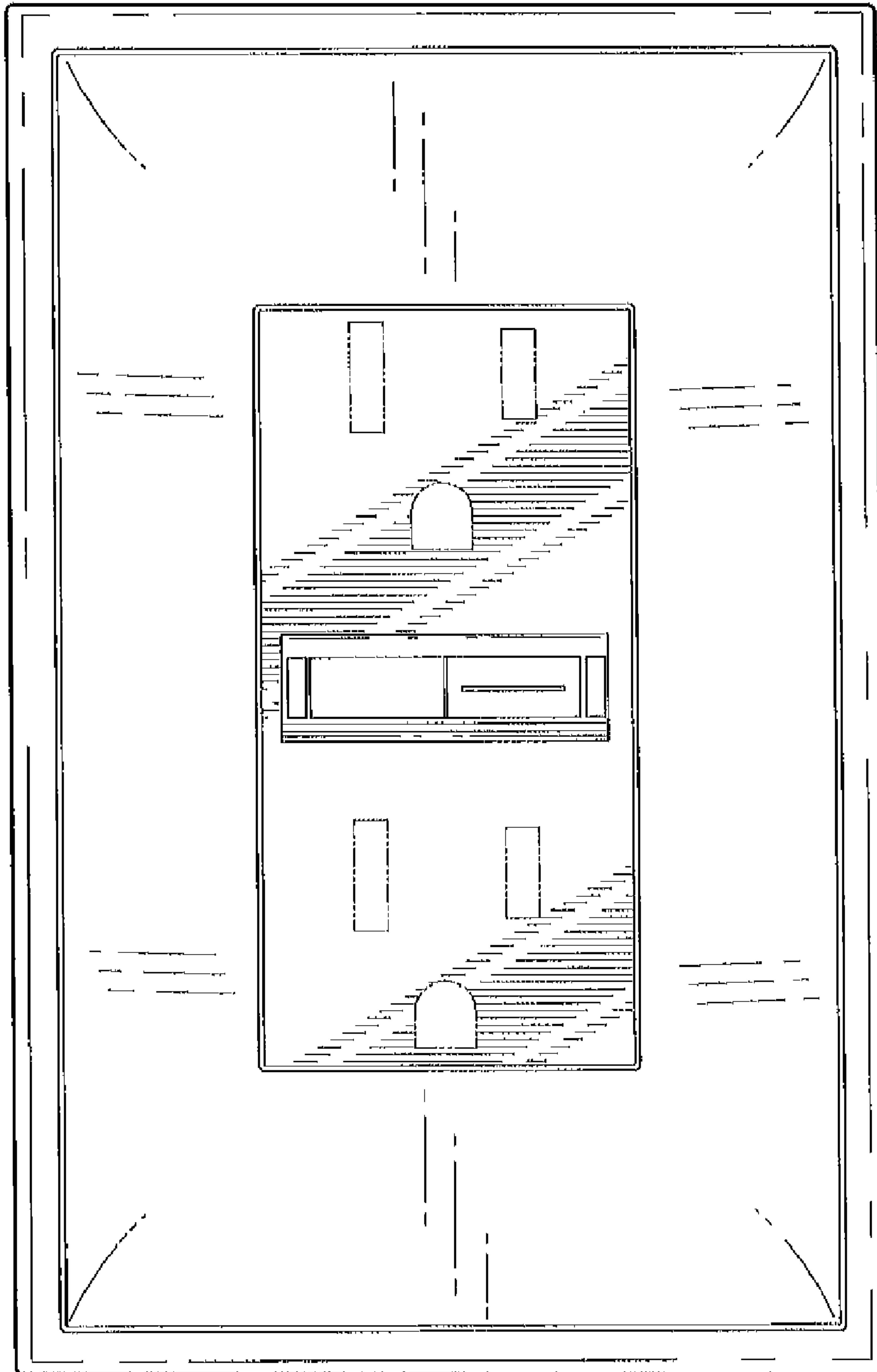



Fig-3



Fig-4