



US00D658482S

(12) **United States Design Patent**  
**Pratt**

(10) **Patent No.:** **US D658,482 S**

(45) **Date of Patent:** **\*\* May 1, 2012**

(54) **SUPPORT**

(75) **Inventor:** **Ross Gregory Pratt, Auckland (NZ)**

(73) **Assignee:** **Railblaza Limited, Auckland (NZ)**

(\*\*) **Term:** **14 Years**

(21) **Appl. No.:** **29/366,473**

(22) **Filed:** **Jul. 26, 2010**

(30) **Foreign Application Priority Data**

Jan. 26, 2010 (NZ) ..... 413243

(51) **LOC (9) Cl.** ..... **08-05**

(52) **U.S. Cl.** ..... **D8/349; D8/354**

(58) **Field of Classification Search** ..... D8/349,  
D8/354, 355, 356, 363, 367, 380-383, 394,  
D8/395, 399; 135/20.1; 248/122.1, 276.1;  
224/544-547; D12/223, 190, 191, 400, 415;  
D14/229; D3/10; 43/21.2; 403/97; D22/147  
See application file for complete search history.

(56) **References Cited**

**U.S. PATENT DOCUMENTS**

D56,847	S *	1/1921	Armstrong	.....	D8/399
3,017,217	A *	1/1962	Keating	.....	296/97.13
3,221,792	A *	12/1965	Poupitch	.....	411/134
3,246,865	A *	4/1966	Latimer	.....	248/515
3,860,209	A *	1/1975	Strecker	.....	410/116
4,018,458	A *	4/1977	Shumaker	.....	280/766.1
4,064,811	A *	12/1977	Copeland	.....	410/102
D257,321	S *	10/1980	Voorhees, Jr.	.....	D8/356
D284,164	S *	6/1986	Tseng	.....	D8/382
4,827,654	A *	5/1989	Roberts	.....	43/21.2
5,551,184	A *	9/1996	Grosse	.....	43/25
6,213,441	B1 *	4/2001	Baynard et al.	.....	248/538

D462,115	S *	8/2002	Tse	.....	D23/304
D462,256	S *	9/2002	Jaynes	.....	D8/382
D465,988	S *	11/2002	Green	.....	D8/349
6,511,116	B1 *	1/2003	De Jongh et al.	.....	296/97.9
D475,995	S *	6/2003	Hsieh	.....	D14/229
6,591,541	B1 *	7/2003	Cummings	.....	43/21.2
6,637,146	B2 *	10/2003	Ernst	.....	43/21.2
D512,627	S *	12/2005	Okada	.....	D8/343
7,146,763	B1 *	12/2006	Stanton	.....	43/21.2
7,226,026	B2 *	6/2007	Lin	.....	248/205.5
7,320,450	B2 *	1/2008	Carnevali	.....	248/160
D563,212	S *	3/2008	Campbell	.....	D8/382
D566,534	S *	4/2008	Okada	.....	D8/382
D607,963	S *	1/2010	Baltes	.....	D22/147
D608,626	S *	1/2010	Camisasca	.....	D8/382
D609,552	S *	2/2010	Anderson et al.	.....	D8/349
D634,168	S *	3/2011	Ghatikar et al.	.....	D8/10
2003/0034649	A1 *	2/2003	Gault et al.	.....	285/125.1
2006/0277813	A1 *	12/2006	Saldana	.....	43/21.2
2007/0240358	A1 *	10/2007	Follmar	.....	43/21.2

\* cited by examiner

*Primary Examiner* — Jeffrey D Asch

(74) *Attorney, Agent, or Firm* — Young & Thompson

(57) **CLAIM**

The ornamental design for a support, as shown and described.

**DESCRIPTION**

FIG. 1 is a perspective view of a support showing my new design;

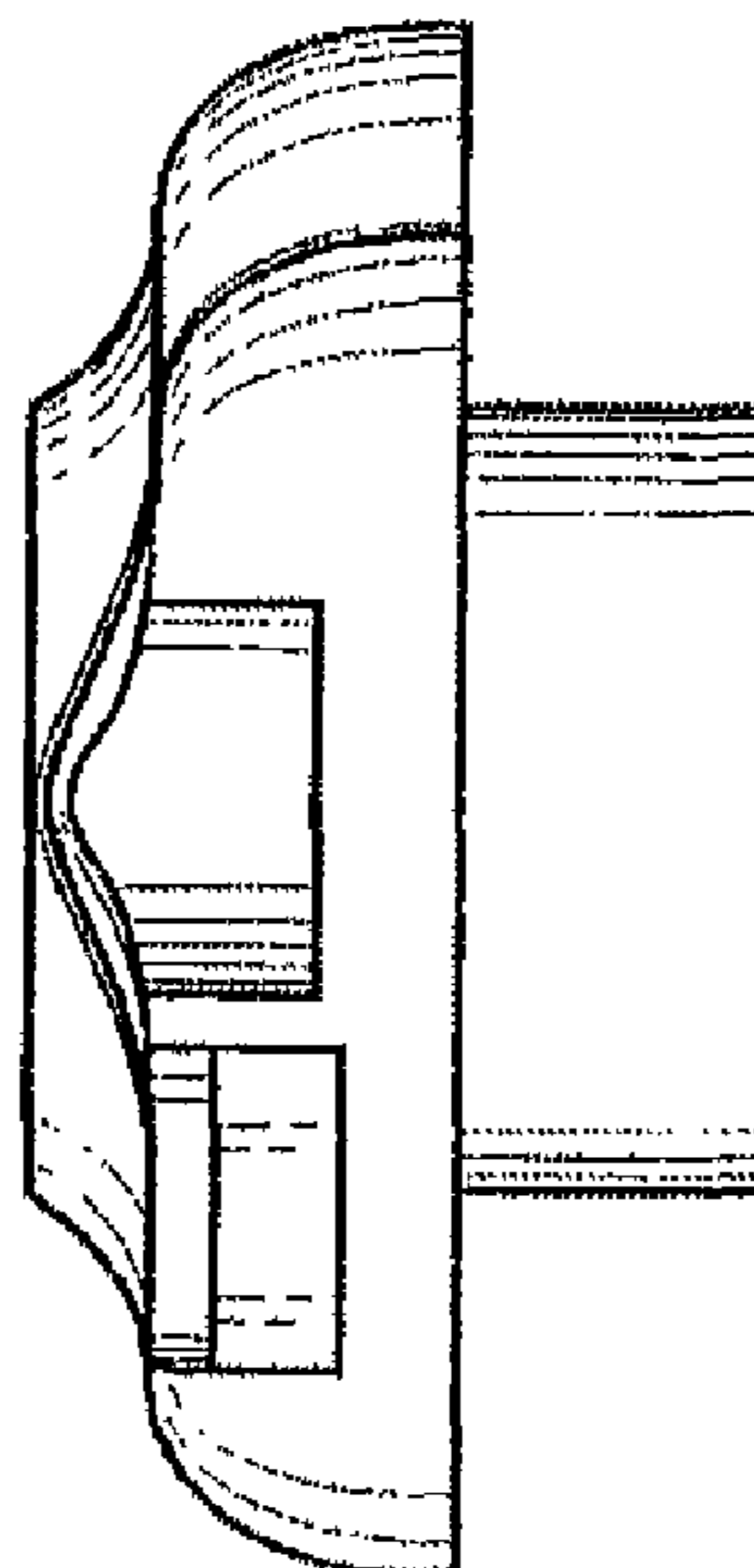
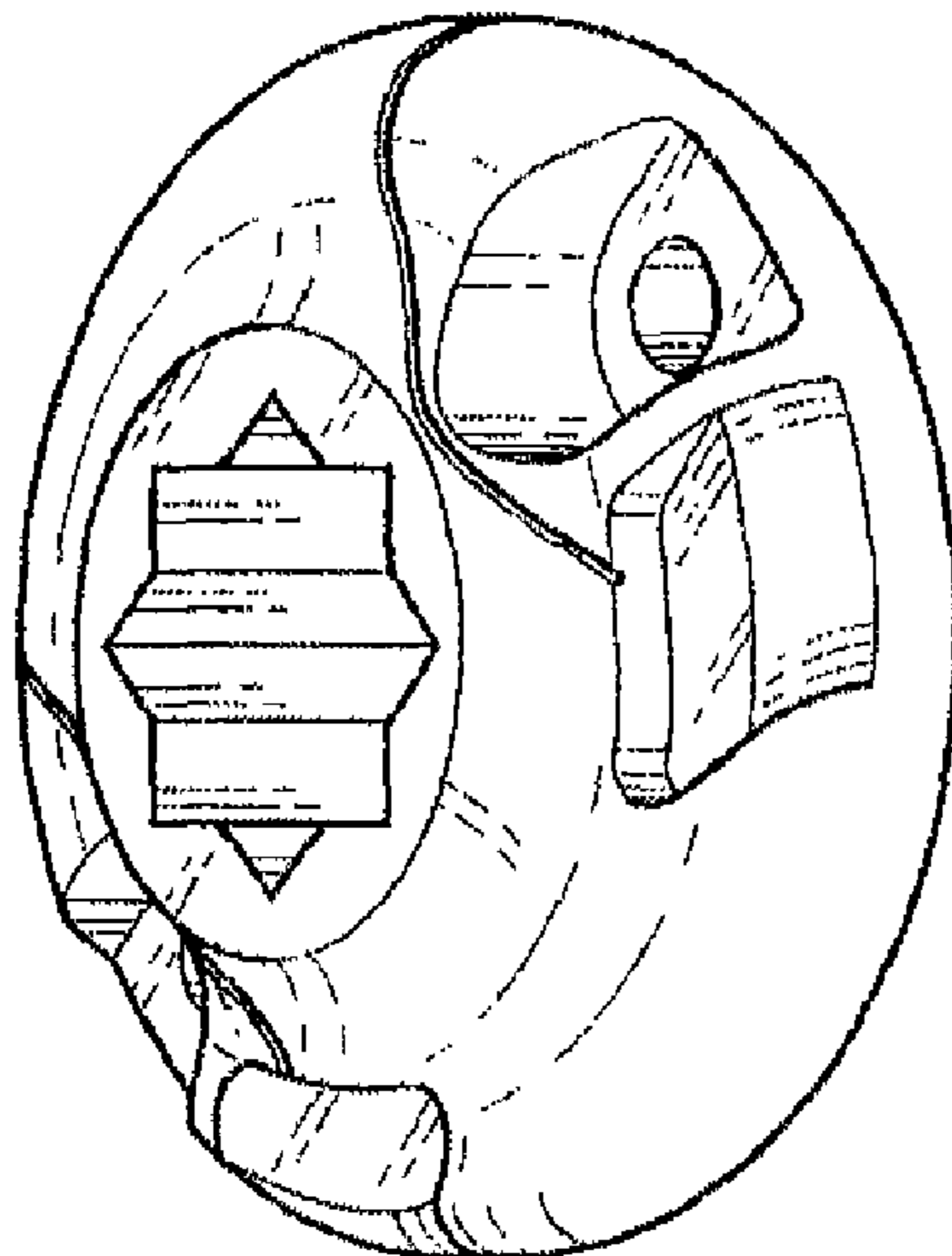
FIG. 2 is a top plan view thereof;

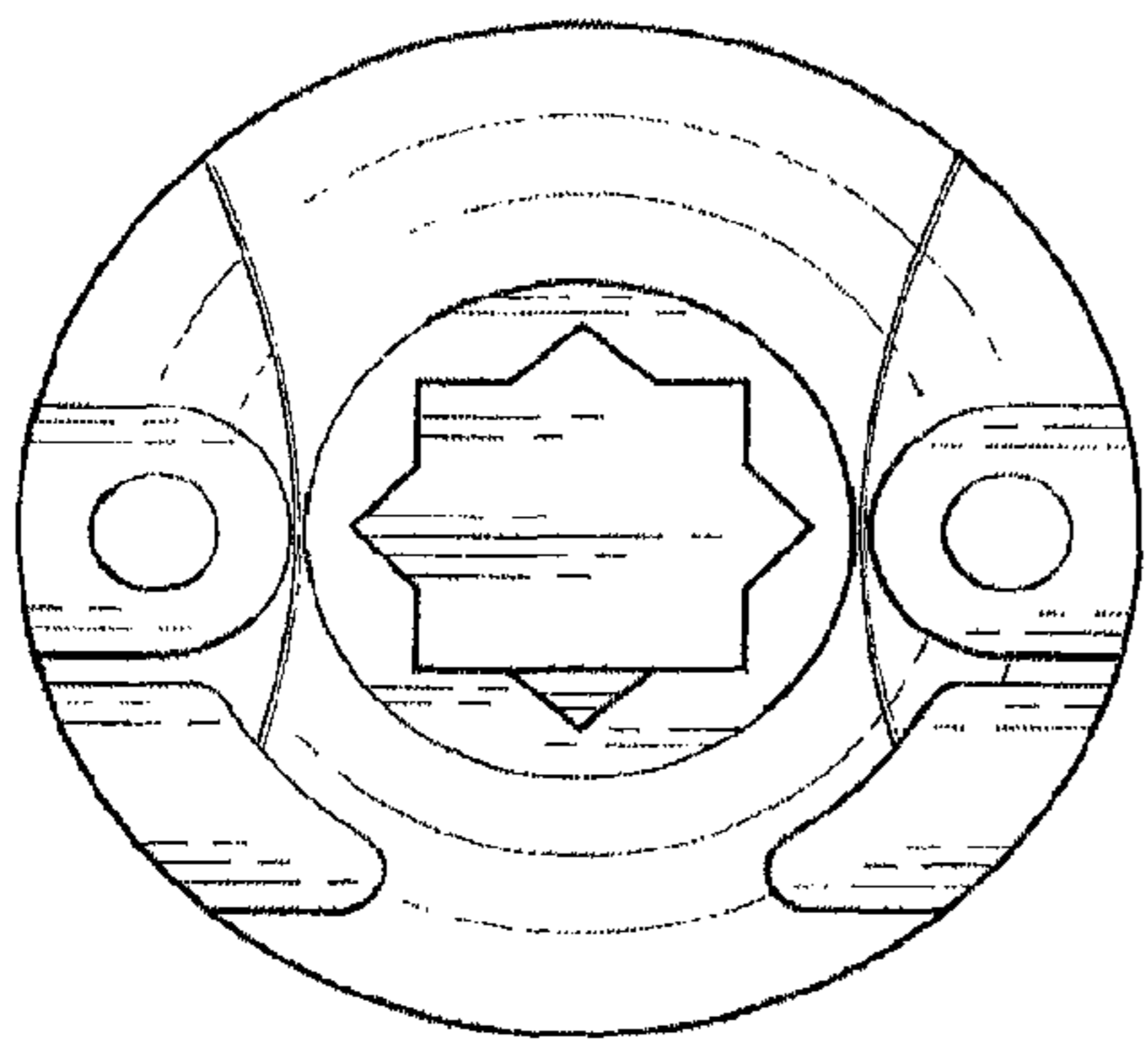
FIG. 3 is a side elevational view thereof from the right of FIG. 2, the side elevational view thereof from the left of FIG. 2 being the mirror image thereof;

FIG. 4 is a view thereof from the top of FIG. 2; and,

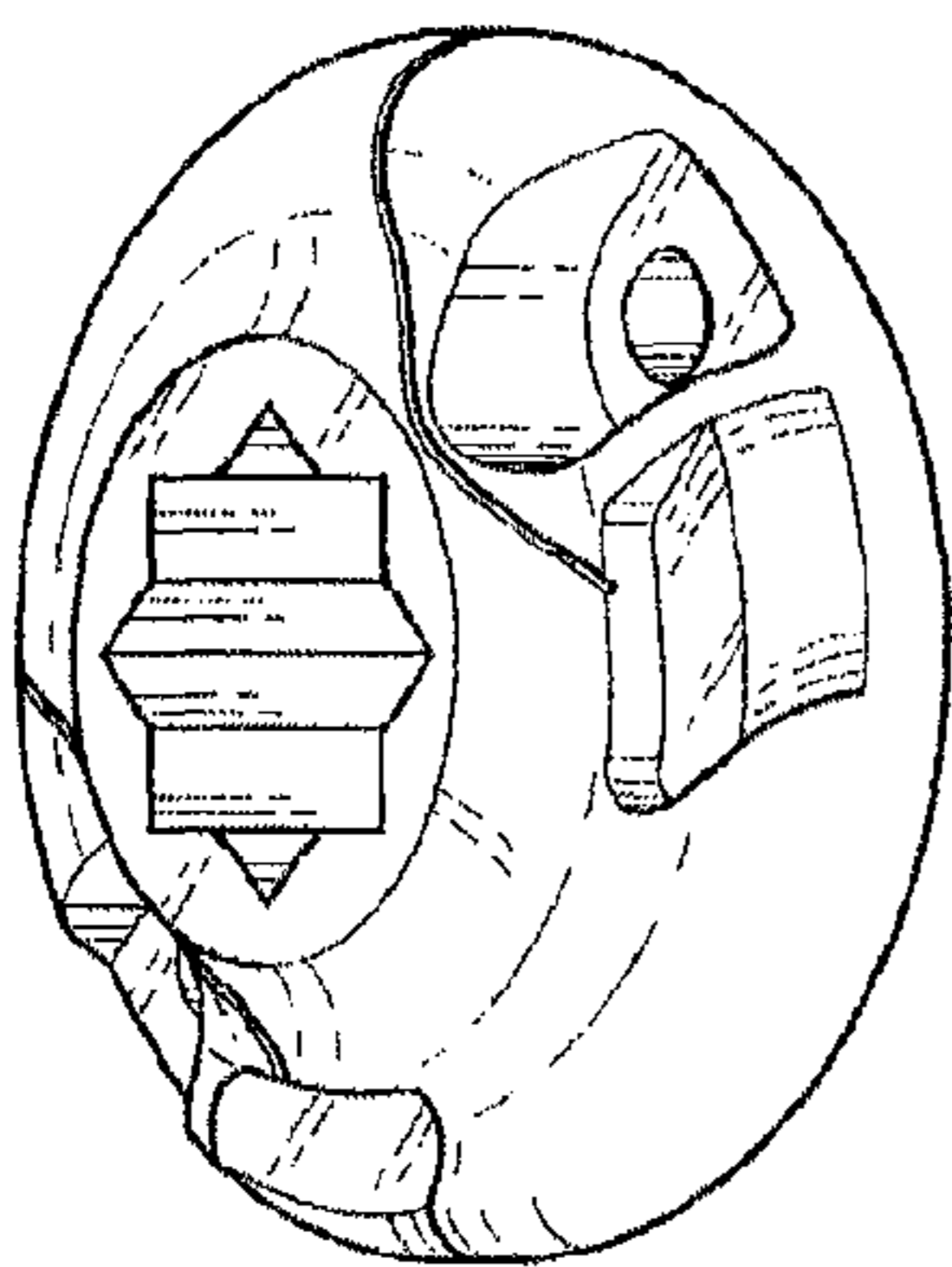
FIG. 5 is a view thereof from the bottom of FIG. 2.

**1 Claim, 1 Drawing Sheet**






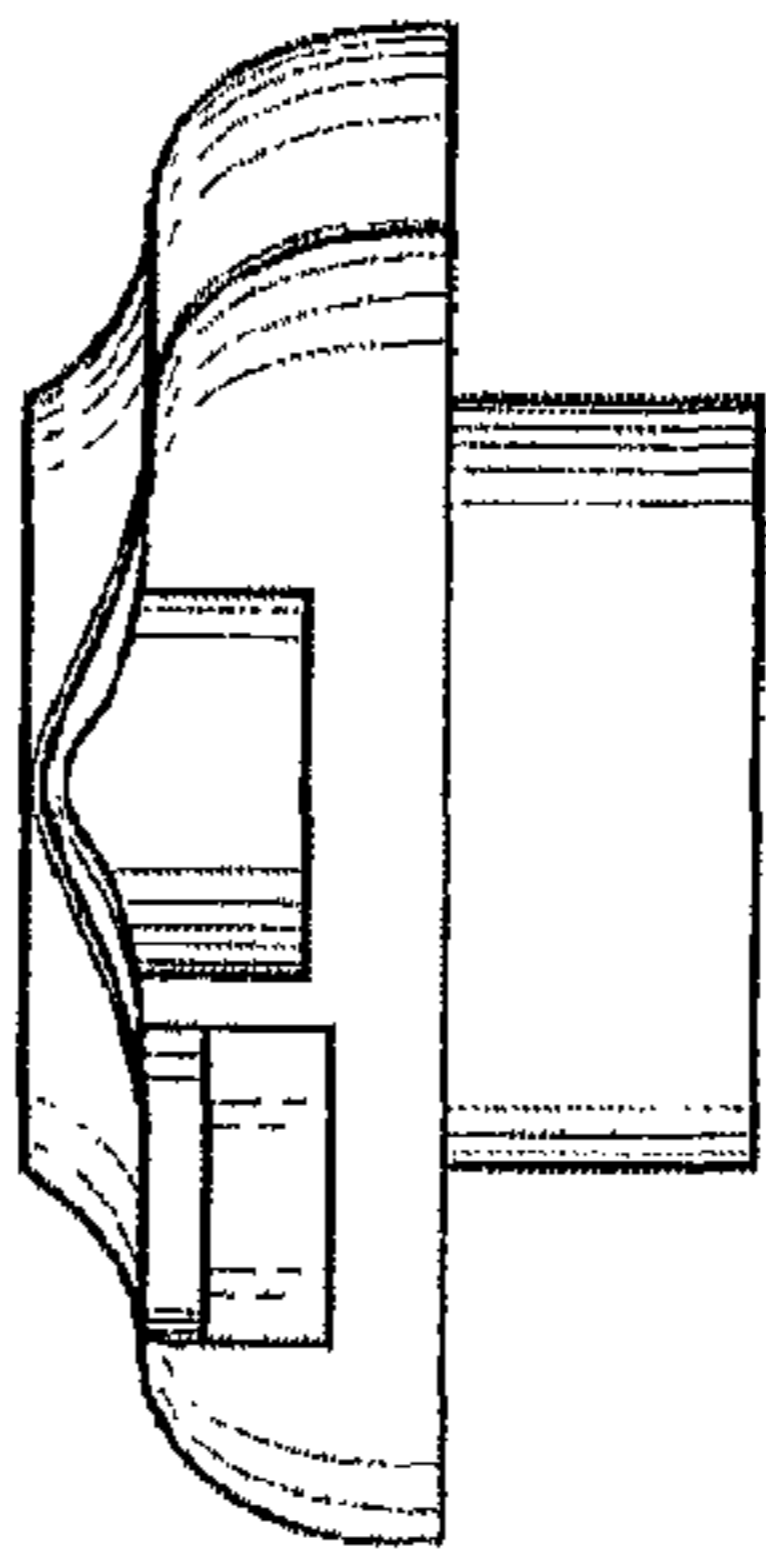
**FIG. 2**




**FIG. 1**



**FIG. 4**



**FIG. 3**



**FIG. 5**