



US00D658481S

(12) **United States Design Patent**
Pratt

(10) **Patent No.:** **US D658,481 S**

(45) **Date of Patent:** **** May 1, 2012**

(54) **MOUNTING ADAPTER**

(75) **Inventor:** **Ross Gregory Pratt, Auckland (NZ)**

(73) **Assignee:** **Railblaza Limited, Auckland (NZ)**

(**) **Term:** **14 Years**

(21) **Appl. No.:** **29/366,472**

(22) **Filed:** **Jul. 26, 2010**

(30) **Foreign Application Priority Data**

Jan. 26, 2010 (NZ) 413238

(51) **LOC (9) Cl.** **08-05**

(52) **U.S. Cl.** **D8/349; D8/354**

(58) **Field of Classification Search** D8/349,
D8/354, 355, 356, 363, 367, 380-383, 394,
D8/395, 399; 135/20.1; 248/122.1, 276.1;
224/544-547; D12/223, 190, 191, 400, 415;
D14/229; D3/10; 43/21.2; 403/97; D22/147
See application file for complete search history.

(56) **References Cited**

U.S. PATENT DOCUMENTS

D33,847	S *	1/1901	Gaskill	D3/10
D224,996	S *	10/1972	Putterman	D8/382
D249,322	S *	9/1978	Diffenderfer	D8/14
5,048,733	A *	9/1991	Nagy	224/544
5,231,785	A *	8/1993	Roberts	43/21.2
5,275,186	A *	1/1994	Liu	135/24
D360,522	S *	7/1995	Ko	D3/10
5,551,184	A *	9/1996	Grosse	43/25
5,904,599	A *	5/1999	Miller et al.	439/827
D412,056	S *	7/1999	Wang	D3/10
D419,860	S *	2/2000	Persson	D8/382

D430,999	S *	9/2000	Lodi	D8/354
6,213,441	B1 *	4/2001	Baynard et al.	248/538
6,428,078	B1 *	8/2002	Beaver	296/97.9
D469,345	S *	1/2003	Berry et al.	D8/397
6,585,201	B1 *	7/2003	Reed	248/181.1
6,591,541	B1 *	7/2003	Cummings	43/21.2
D498,414	S *	11/2004	Yoneoka	D8/382
D500,245	S *	12/2004	Okada	D8/382
6,830,279	B2 *	12/2004	Beaver	296/97.9
D502,644	S *	3/2005	Ellis et al.	D8/387
D524,637	S *	7/2006	Schluter	D8/382
D568,729	S *	5/2008	Gary	D8/382
7,367,740	B2 *	5/2008	Lazic et al.	403/97
D592,038	S *	5/2009	Littrell et al.	D8/331
D599,104	S *	9/2009	Birsen	D3/10
D619,247	S *	7/2010	Loe, Jr.	D24/130
D626,648	S *	11/2010	Ahlgren	D24/130
7,946,542	B1 *	5/2011	Chapman	248/122.1
2003/0034649	A1 *	2/2003	Gault et al.	285/125.1
2006/0048805	A1 *	3/2006	Lee	135/20.1
2007/0240358	A1 *	10/2007	Follmar	43/21.2

* cited by examiner

Primary Examiner — Jeffrey D Asch

(74) *Attorney, Agent, or Firm* — Young & Thompson

(57) **CLAIM**

The ornamental design for a mounting adapter, as shown and described.

DESCRIPTION

FIG. 1 is a perspective view of a mounting adapter, showing my new design;
FIG. 2 is a side view thereof, the side opposite that shown in FIG. 2 being the mirror image thereof;
FIG. 3 is an end view thereof from the right of FIG. 2; and,
FIG. 4 is an end view thereof from the left of FIG. 2.

1 Claim, 1 Drawing Sheet

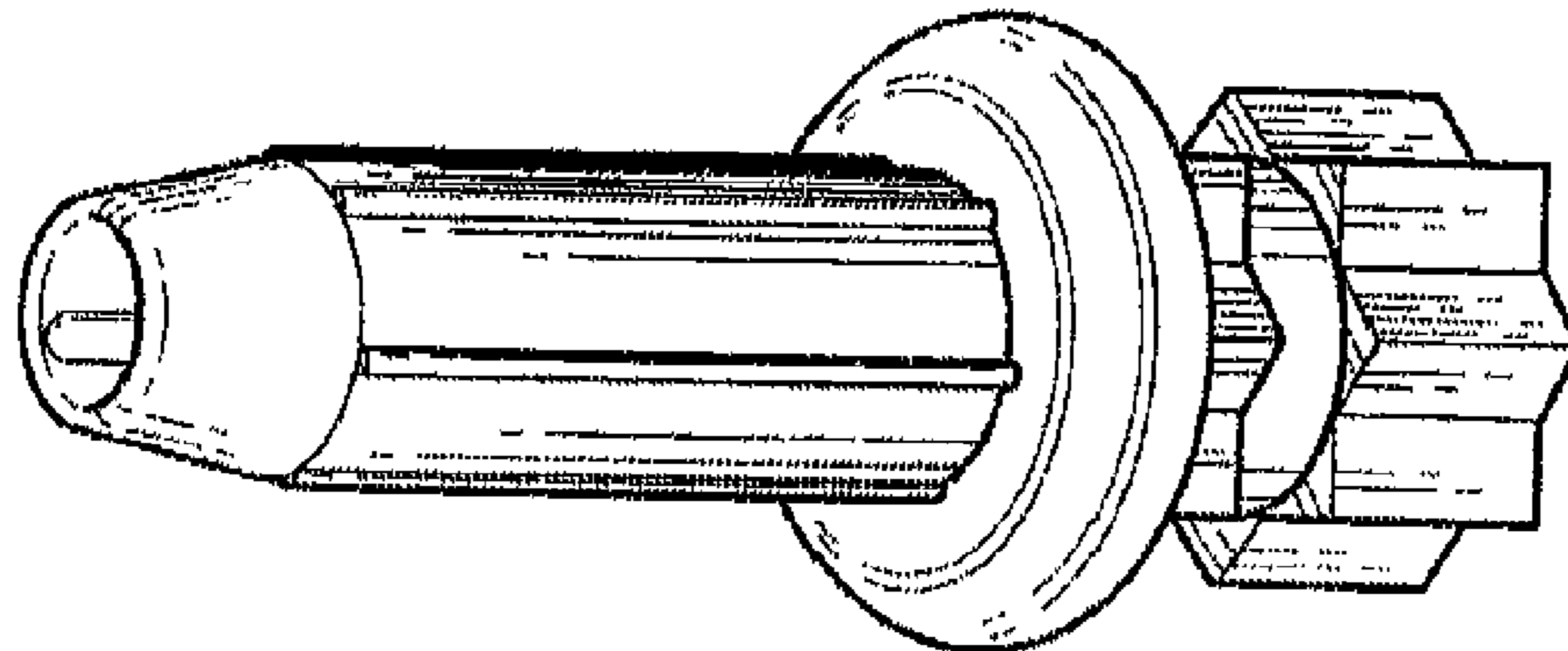


FIG. 2

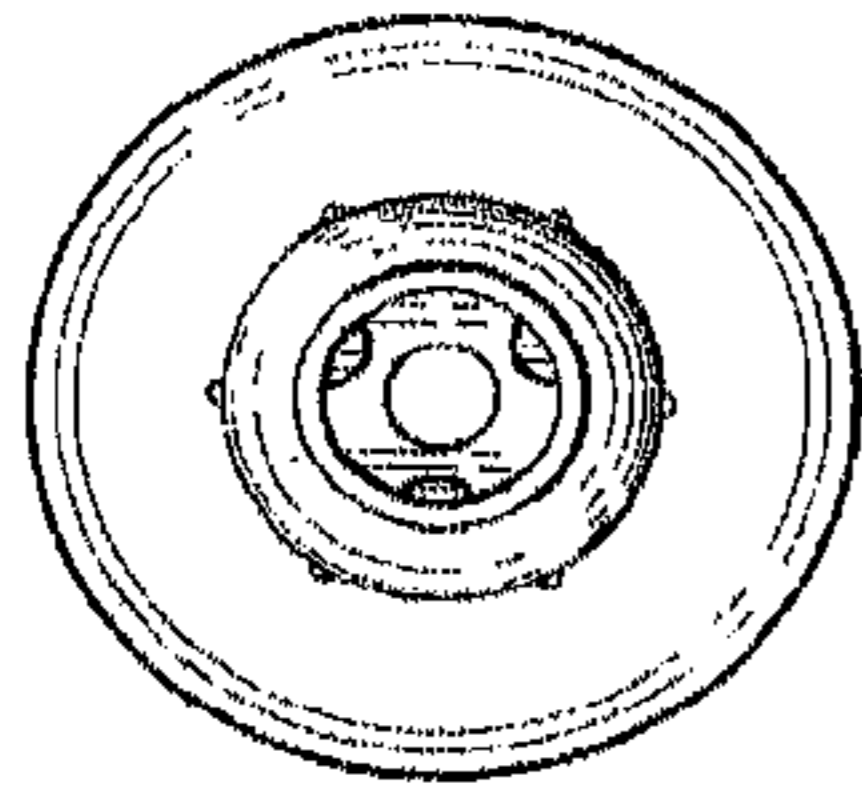
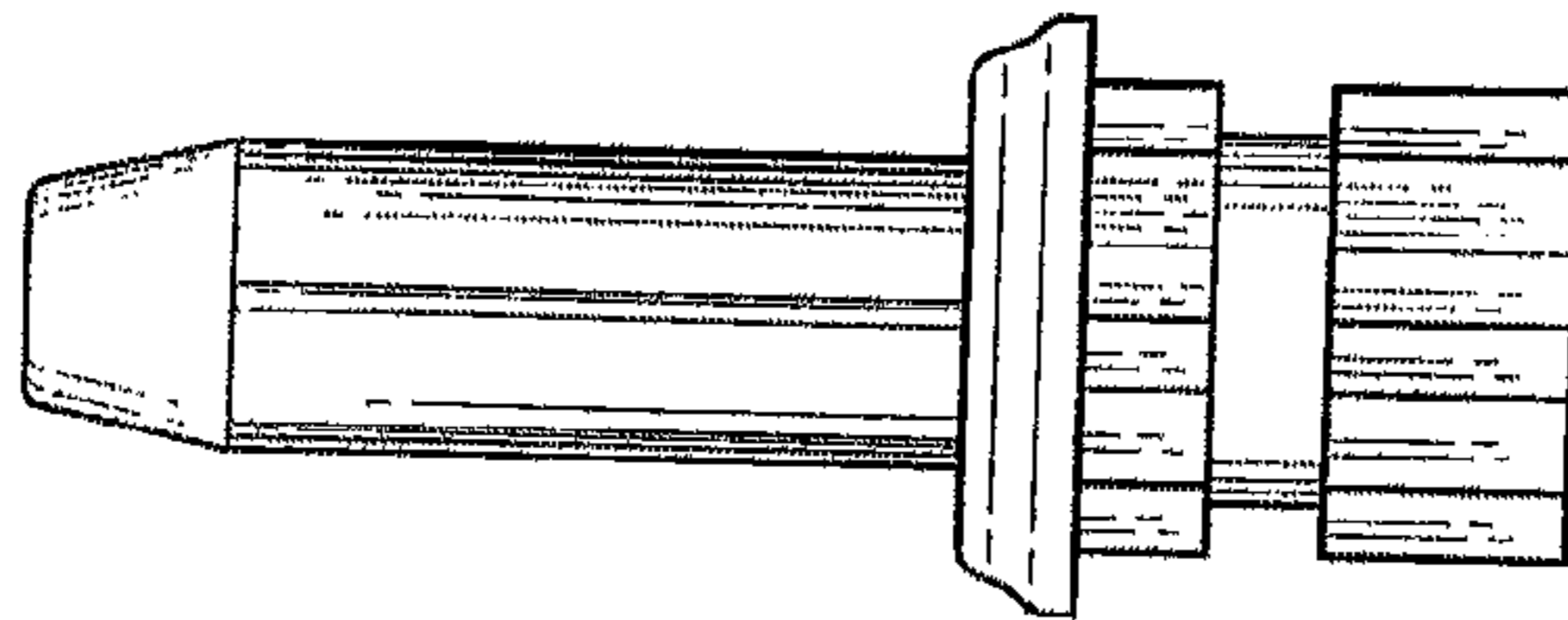


FIG. 4

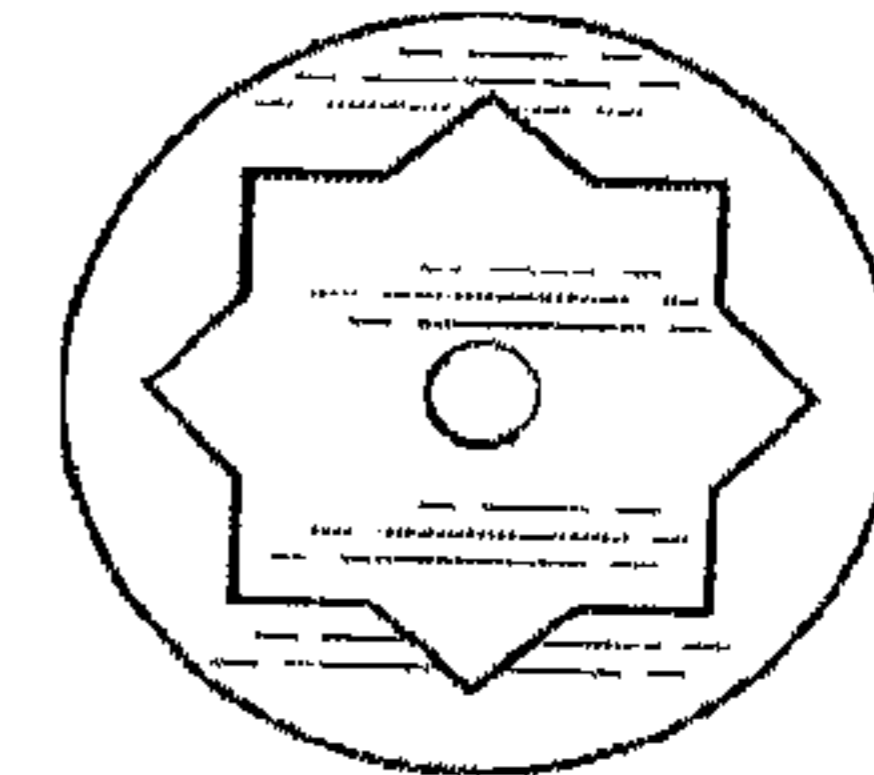


FIG. 3

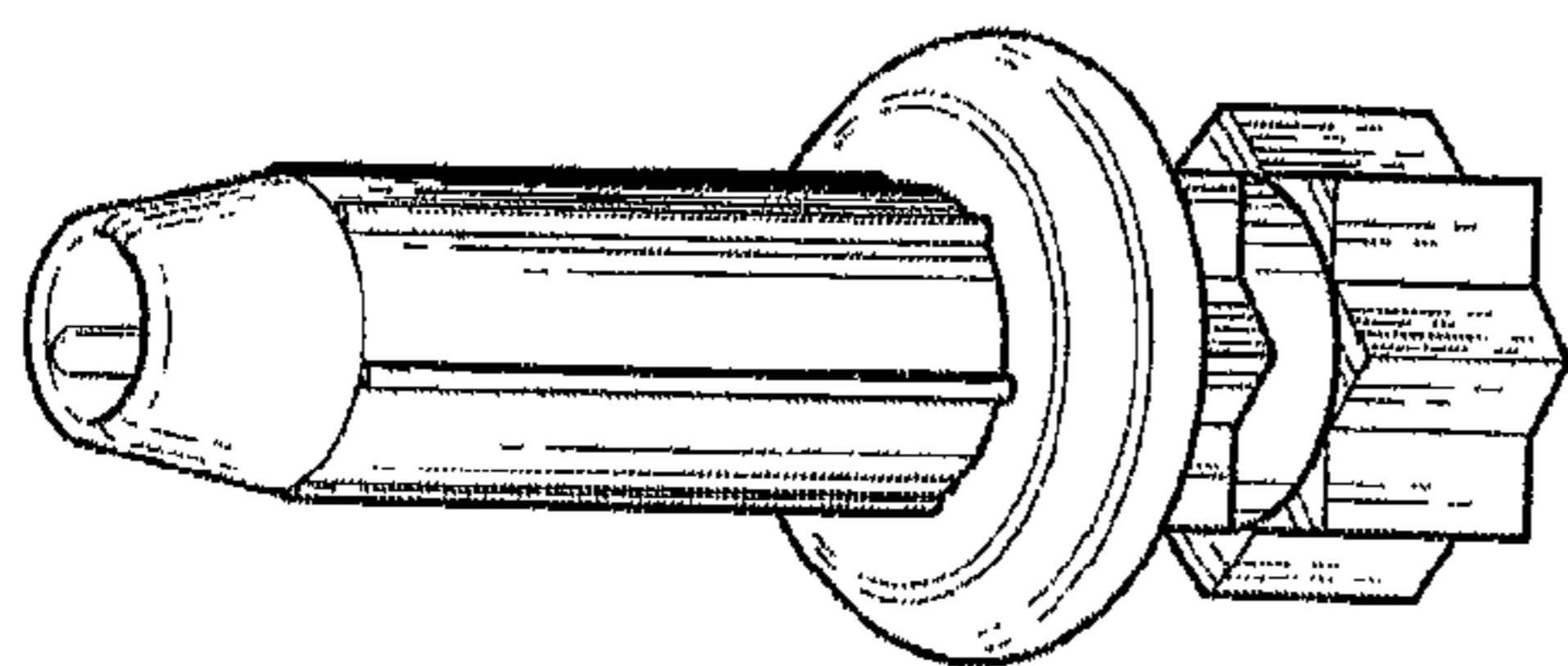


FIG. 1