



US00D658480S

(12) **United States Design Patent**  
**Pratt**

(10) **Patent No.:** **US D658,480 S**

(45) **Date of Patent:** **\*\* May 1, 2012**

(54) **MOUNTING ADAPTER**

(75) **Inventor:** **Ross Gregory Pratt**, Auckland (NZ)

(73) **Assignee:** **Railblaza Limited**, Auckland (NZ)

(\*\*) **Term:** **14 Years**

(21) **Appl. No.:** **29/366,471**

(22) **Filed:** **Jul. 26, 2010**

(30) **Foreign Application Priority Data**

Jan. 26, 2010 (NZ) ..... 413244

(51) **LOC (9) Cl.** ..... **08-05**

(52) **U.S. Cl.** ..... **D8/349; D8/354**

(58) **Field of Classification Search** ..... D8/349,  
D8/354, 355, 356, 363, 367, 380-383, 394,  
D8/395, 399; 135/20.1; 248/122.1, 276.1;  
224/544-547; D12/223, 190, 191, 400, 415;  
D14/229; D3/10; 43/21.2; 403/97; D22/147  
See application file for complete search history.

(56) **References Cited**

**U.S. PATENT DOCUMENTS**

2,290,410	A *	7/1942	Dawson	.....	248/125.3
4,249,712	A *	2/1981	DeLong	.....	248/118
4,827,654	A *	5/1989	Roberts	.....	43/21.2
D302,520	S *	8/1989	Werner	.....	D8/382
D312,566	S *	12/1990	Scherer	.....	D8/355
5,048,733	A *	9/1991	Nagy	.....	224/544
5,156,064	A *	10/1992	Truman	.....	74/501.5 R
5,588,630	A *	12/1996	Chen-Chao	.....	248/514
D388,762	S *	1/1998	Nagy	.....	D12/415
5,756,912	A *	5/1998	Liao	.....	84/421
D395,996	S *	7/1998	Fischer	.....	D8/349

6,093,878	A *	7/2000	Hoshino	.....	84/421
D432,526	S *	10/2000	Claesson	.....	D14/228
6,209,835	B1 *	4/2001	Walrath et al.	.....	248/276.1
6,669,155	B2 *	12/2003	Ron	.....	248/276.1
7,007,906	B2 *	3/2006	Slatter	.....	248/276.1
D529,294	S *	10/2006	Van Ledingham, Jr.	.....	D4/199
D542,120	S *	5/2007	Decoopman	.....	D8/321
7,226,026	B2 *	6/2007	Lin	.....	248/205.5
7,367,740	B2 *	5/2008	Lazic et al.	.....	403/97
7,406,795	B1 *	8/2008	Follmar	.....	43/21.2
D602,349	S *	10/2009	Andersson	.....	D8/399
7,635,112	B2 *	12/2009	Lin	.....	248/276.1
D623,395	S *	9/2010	Liao	.....	D3/10
7,946,542	B1 *	5/2011	Chapman	.....	248/122.1
2006/0064920	A1 *	3/2006	Wilcox et al.	.....	43/21.2
2007/0261728	A1 *	11/2007	Lin et al.	.....	135/20.1
2009/0090831	A1 *	4/2009	Henning et al.	.....	248/278.1
2010/0243009	A1 *	9/2010	Lai	.....	135/27

\* cited by examiner

*Primary Examiner* — Jeffrey D Asch

(74) *Attorney, Agent, or Firm* — Young & Thompson

(57) **CLAIM**

The ornamental design for a mounting adapter, as shown.

**DESCRIPTION**

FIG. 1 is a perspective view of a mounting adapter showing my new design;

FIG. 2 is an elevational view thereof;

FIG. 3 is an end view thereof from the right of FIG. 2;

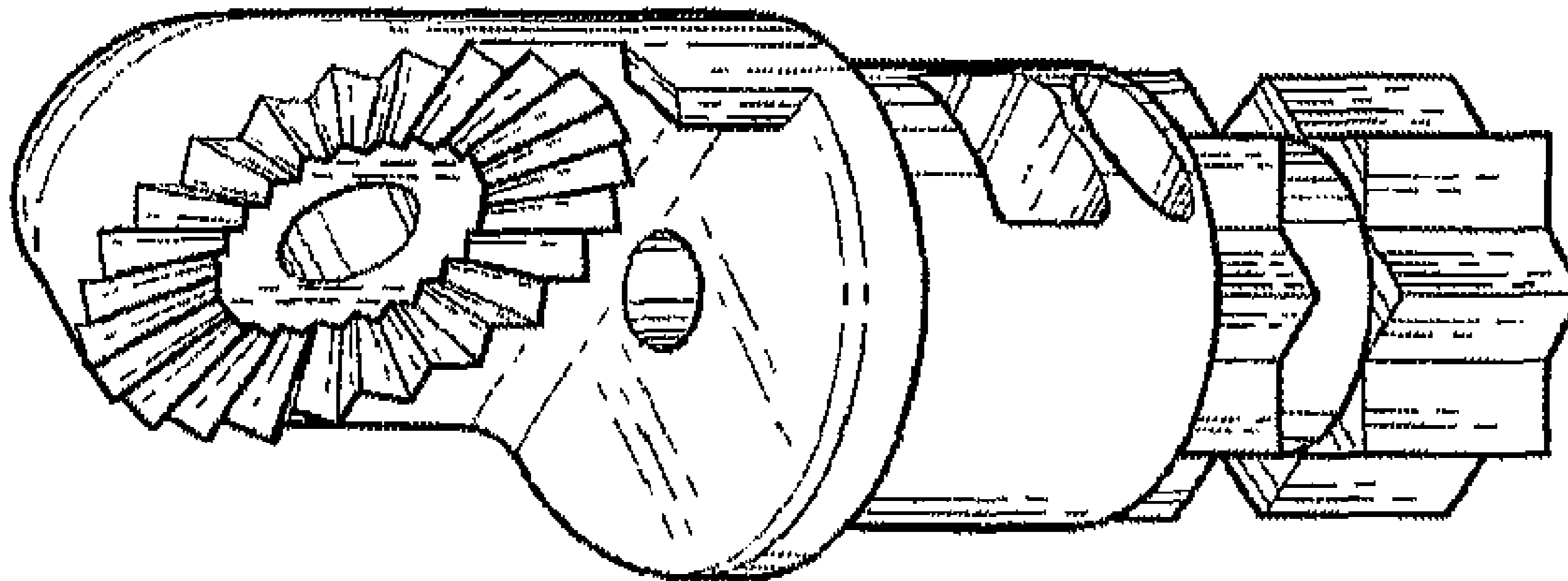
FIG. 4 is an end view thereof from the left of FIG. 2;

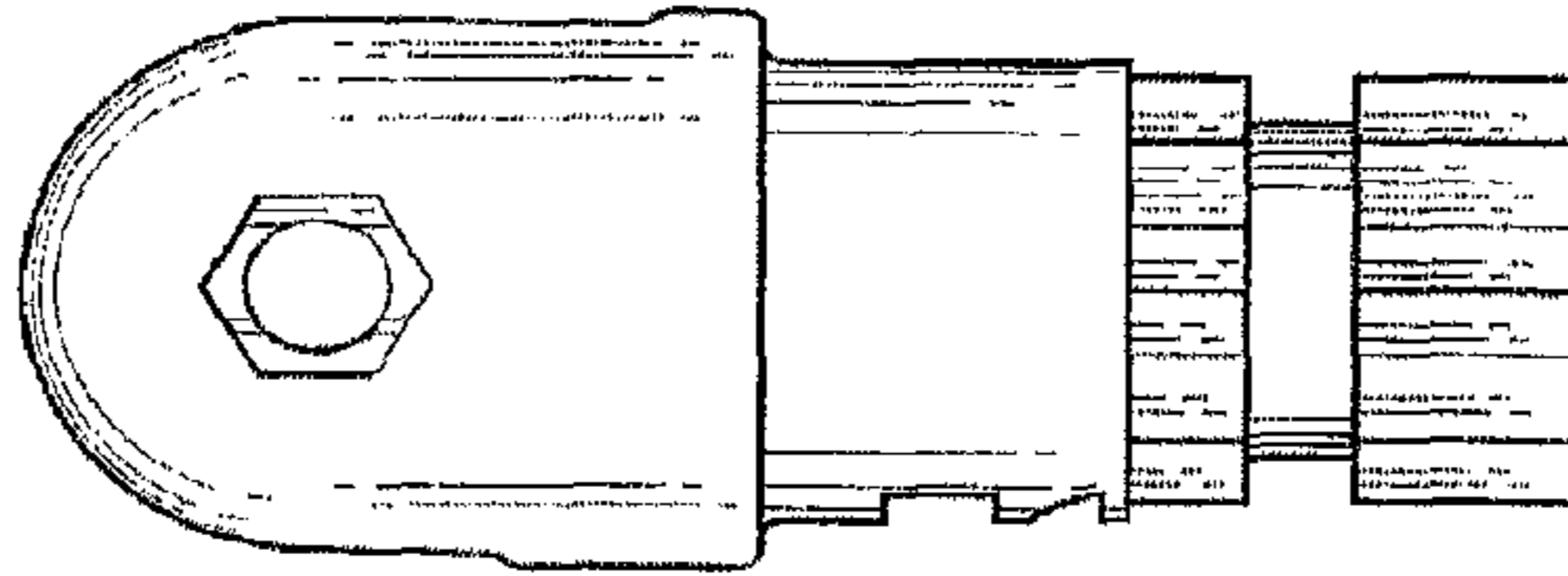
FIG. 5 is a view thereof from the top of FIG. 2;

FIG. 6 is a view thereof from the bottom of FIG. 2; and,

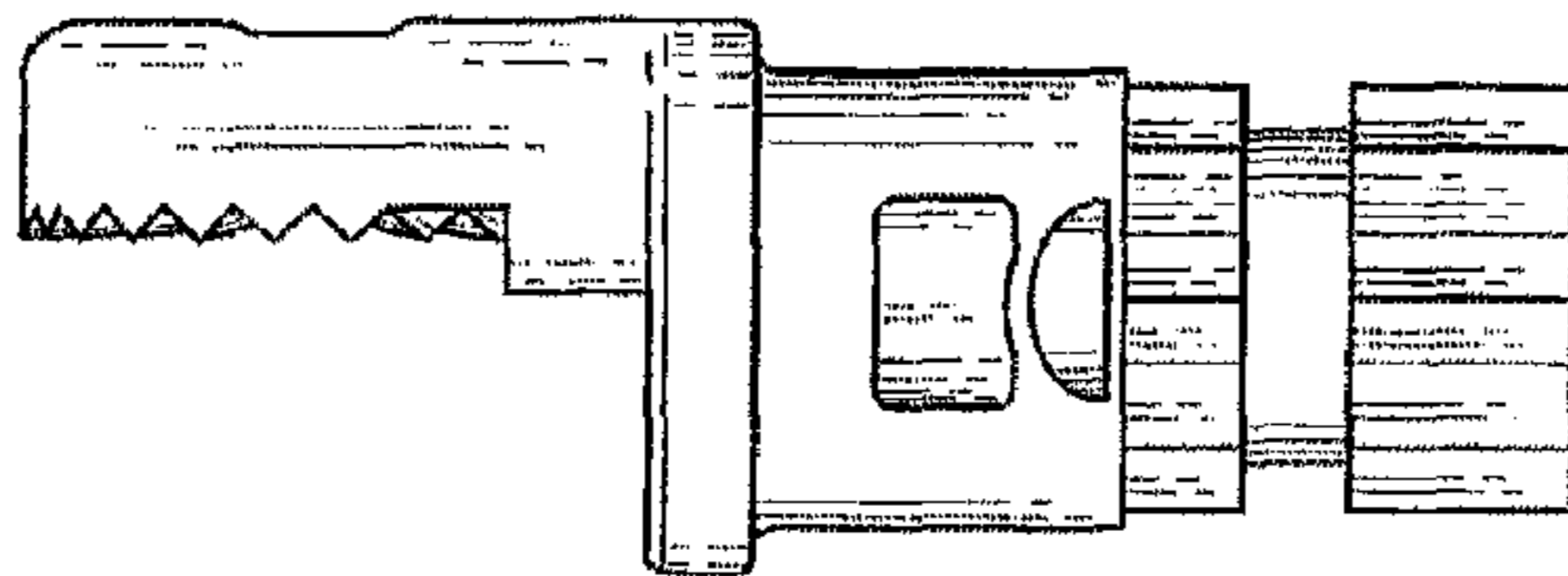
FIG. 7 is a view thereof from the side opposite that shown in FIG. 2.

**1 Claim, 1 Drawing Sheet**

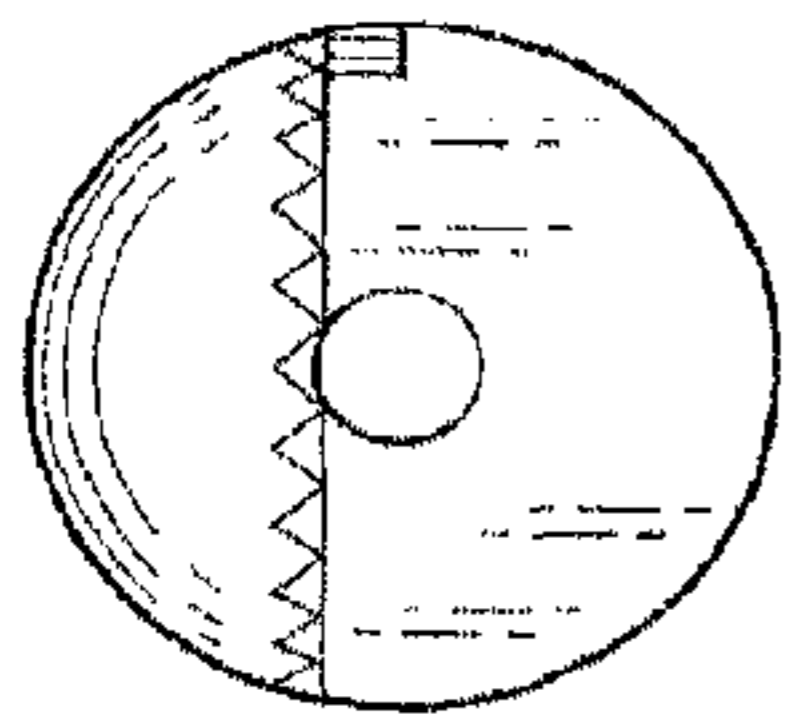




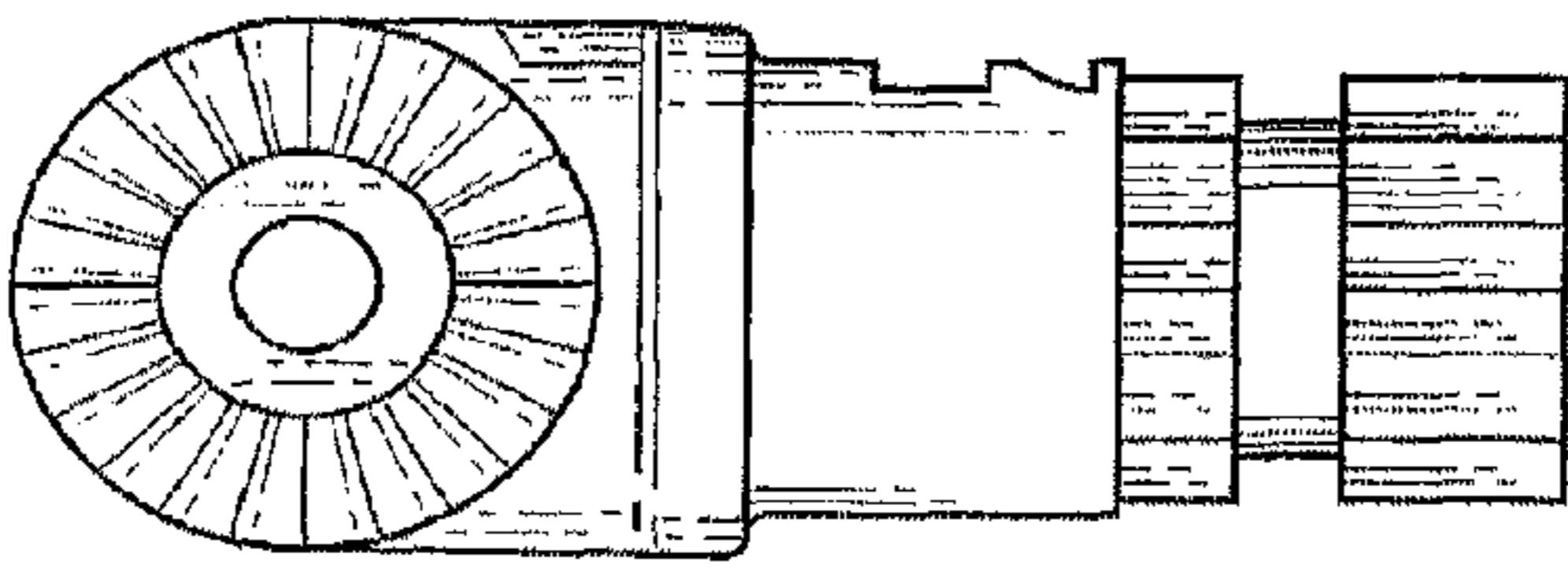
**FIG. 7**



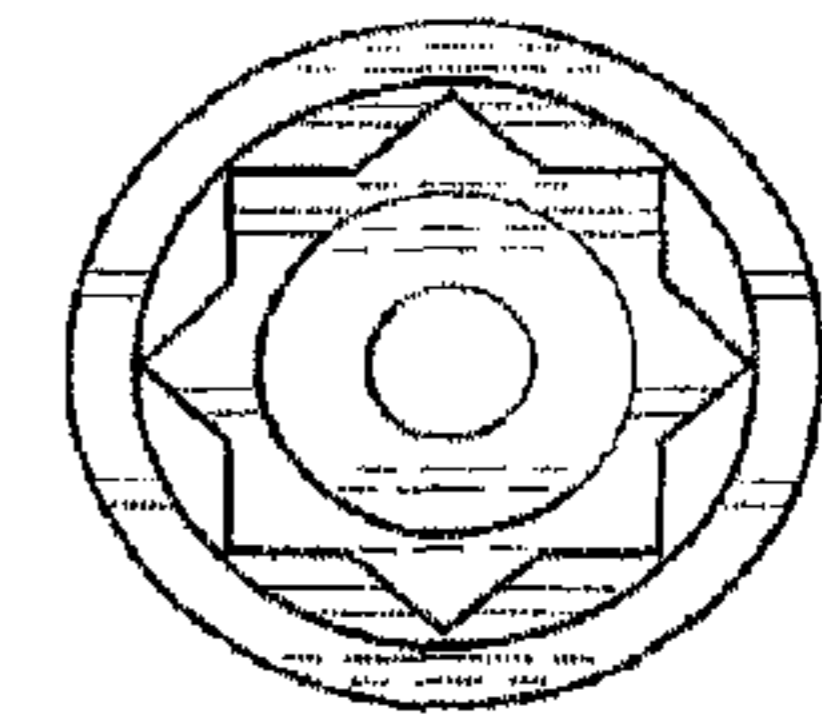
**FIG. 5**



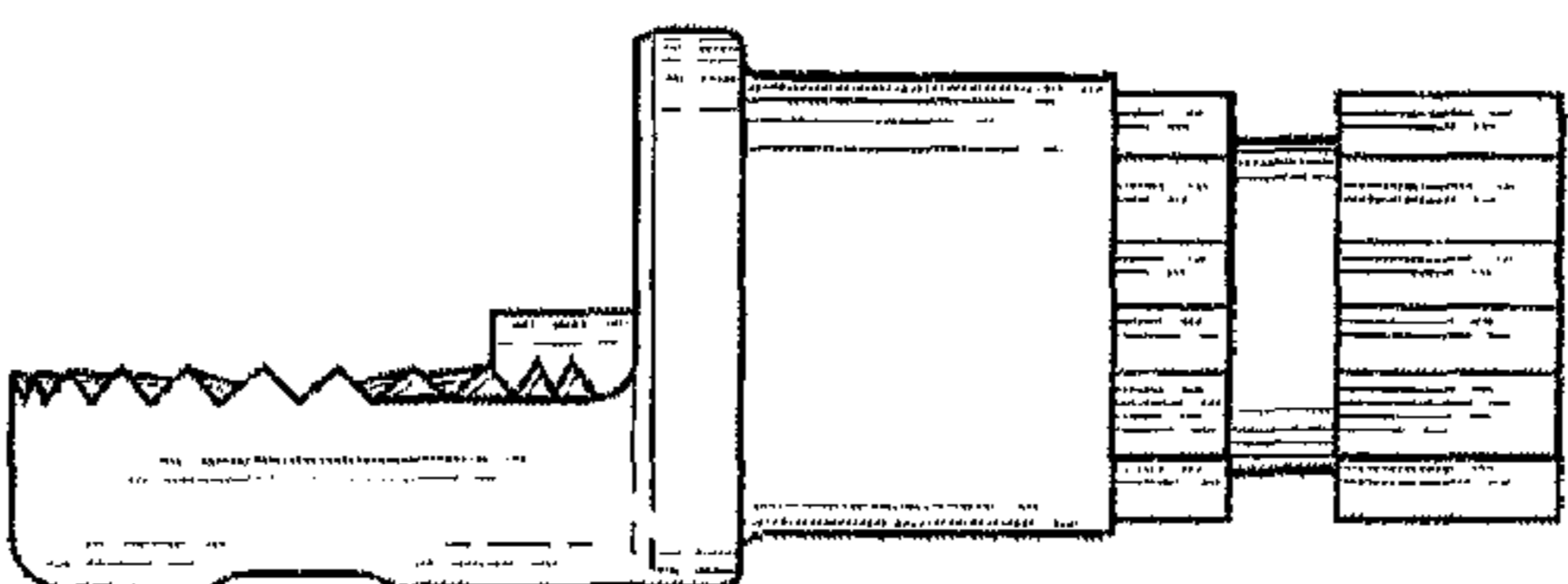
**FIG. 4**



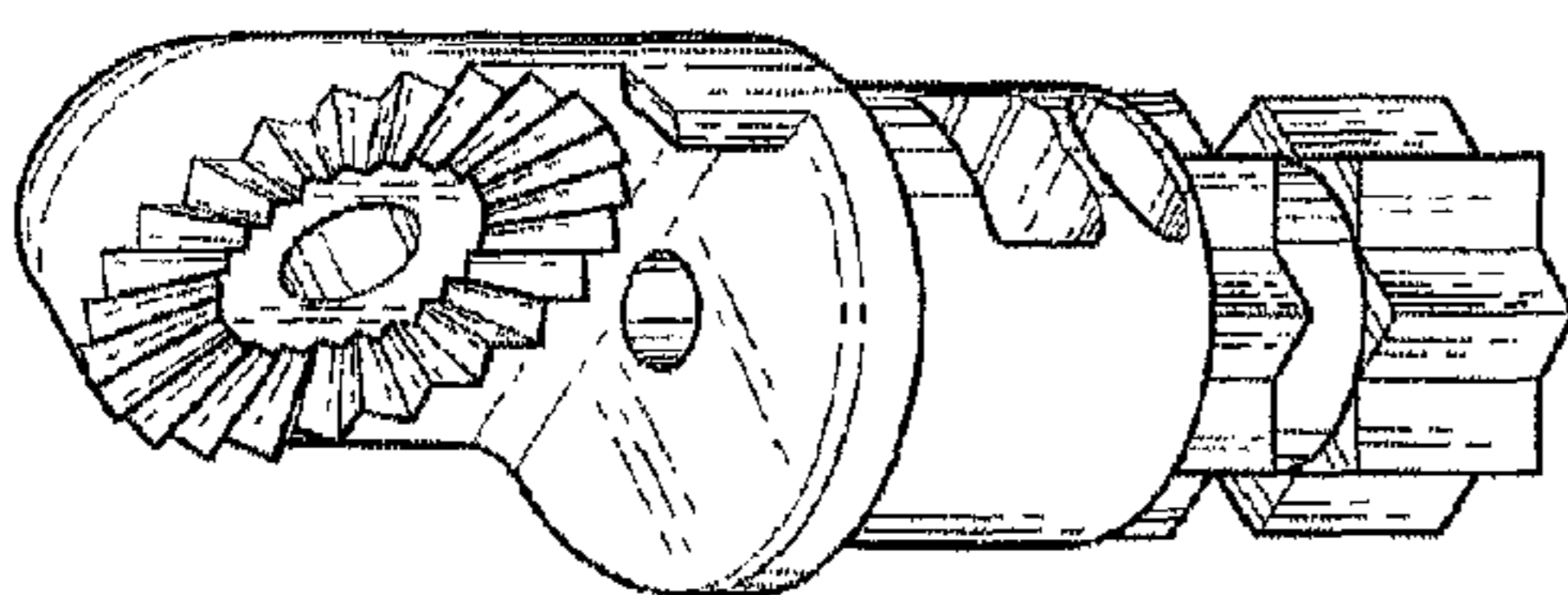
**FIG. 2**



**FIG. 3**



**FIG. 6**



**FIG. 1**