



US00D658466S

(12) **United States Design Patent**
Phill et al.

(10) **Patent No.:** **US D658,466 S**

(45) **Date of Patent:** **** May 1, 2012**

(54) **HANDLE FOR HANDHELD TOOL**

(76) Inventors: **Darren R. Phill**, Calgary (CA); **Mark Backer**, Balzac (CA); **Robert Desaulniers**, Calgary (CA)

(**) Term: **14 Years**

(21) Appl. No.: **29/391,524**

(22) Filed: **May 10, 2011**

(51) **LOC (9) Cl.** **08-05**

(52) **U.S. Cl.** **D8/107**

(58) **Field of Classification Search** D8/107,
D8/300, 303, 80, 82, 83; 16/110.1, 413,
16/430, 421, 111.1, DIG. 12; 81/489; 292/DIG. 63;
74/551.8, 551.9; D21/682
See application file for complete search history.

(56) **References Cited**

U.S. PATENT DOCUMENTS

4,416,166	A *	11/1983	Jannard et al.	74/551.9
D274,122	S *	6/1984	Stahel et al.	D8/303
D352,442	S *	11/1994	Lee-Chang	D8/303
D447,926	S *	9/2001	Chen	D8/107
6,463,629	B1 *	10/2002	Niccolai	16/431
D478,267	S *	8/2003	Chen	D8/80
D479,024	S *	8/2003	Libman	D32/52

D482,259	S *	11/2003	Chen	D8/107
D607,300	S *	1/2010	Lin	D8/107
D623,918	S *	9/2010	Arvinte et al.	D8/107

* cited by examiner

Primary Examiner — Paula Greene

(74) *Attorney, Agent, or Firm* — Miller Thomson LLP; Tai W. Nahm

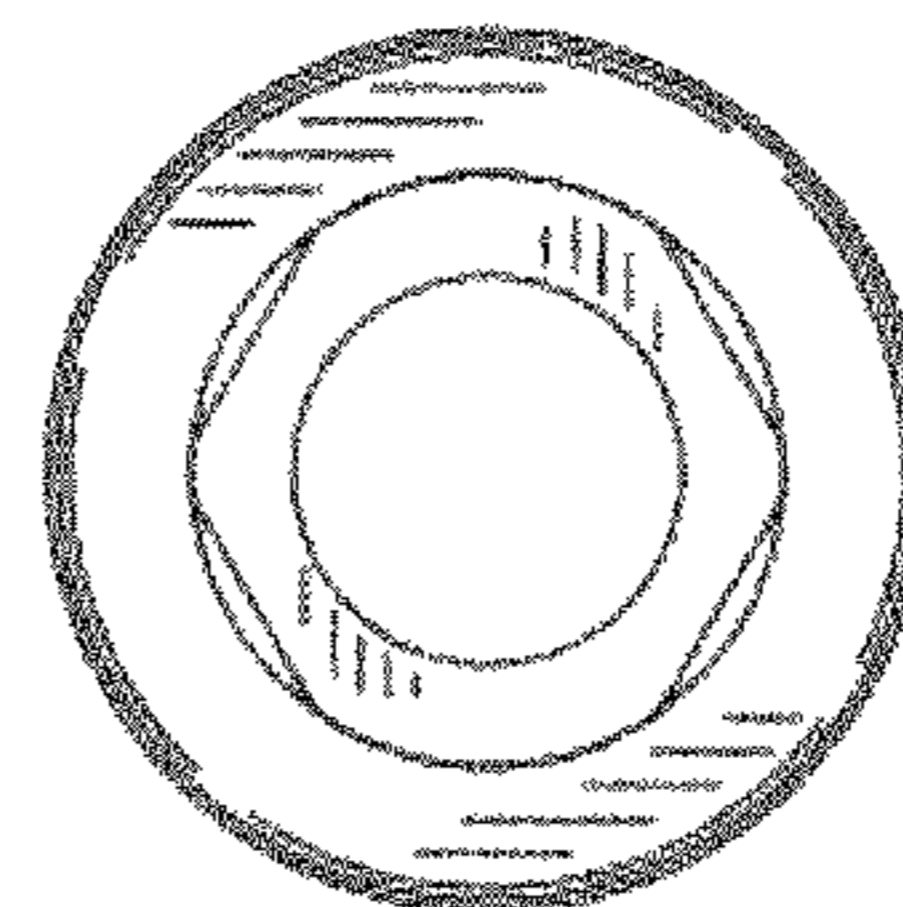
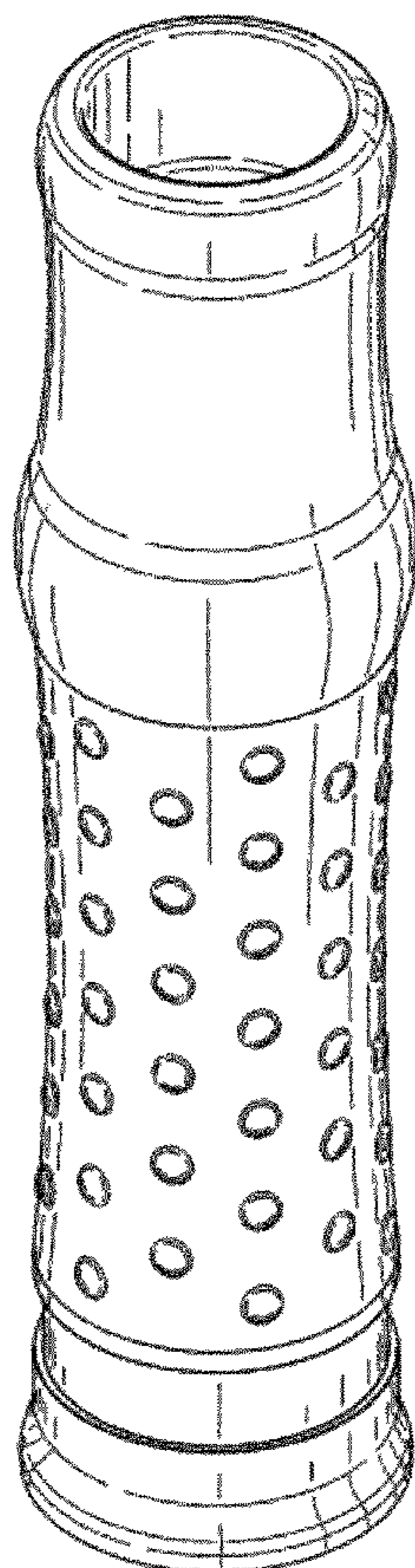
(57) **CLAIM**

The ornamental design for handle for handheld tool, as shown and described.

DESCRIPTION

FIG. 1 is a front perspective view of a handle for handheld tool showing our new design;
FIG. 2 is a front view thereof;
FIG. 3 is a rear view thereof;
FIG. 4 is a top view thereof; and,
FIG. 5 is a bottom view thereof.
The handle for handheld tool has a generally cylindrical, elongate shape defined by an upper neck portion, an enlarged shoulder portion, and a lower grip portion. The lower grip portion has a plurality of spaced apart protuberances. The handle for handheld tool is hollow to receive a portion of a handheld tool therein.

1 Claim, 2 Drawing Sheets



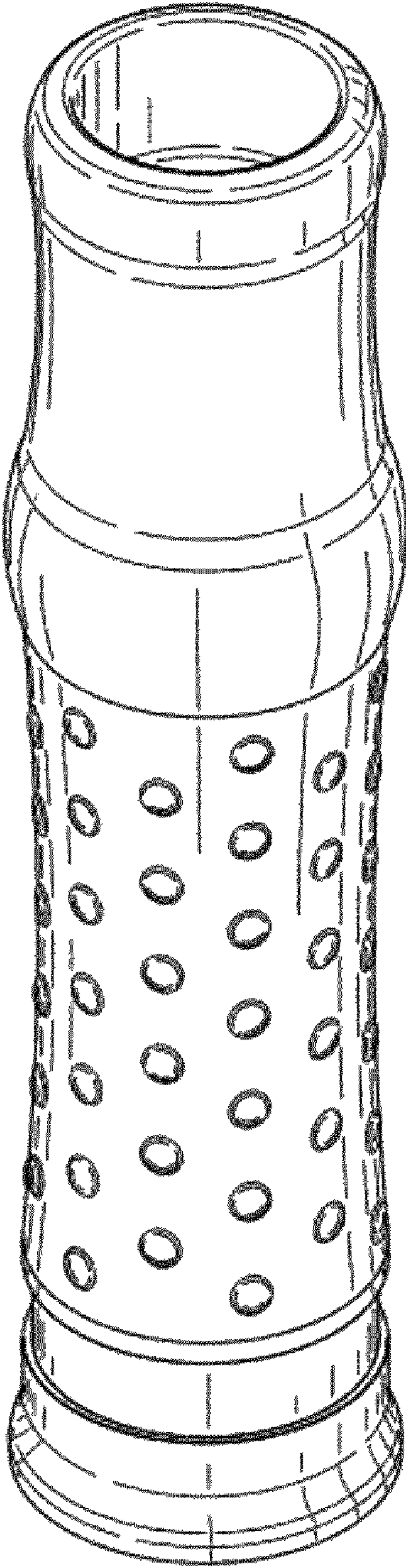


FIG. 1

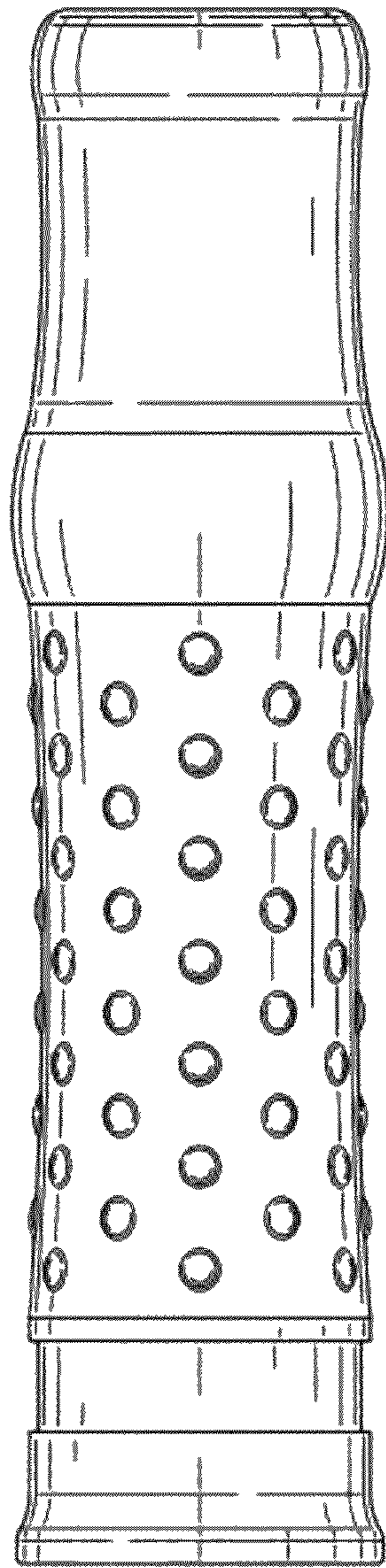


FIG. 2

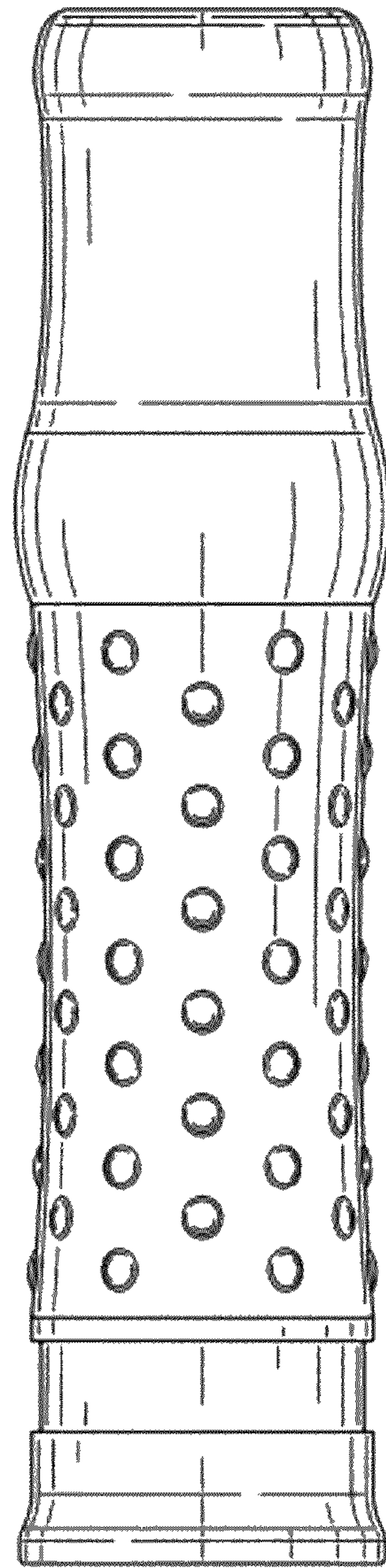


FIG. 3

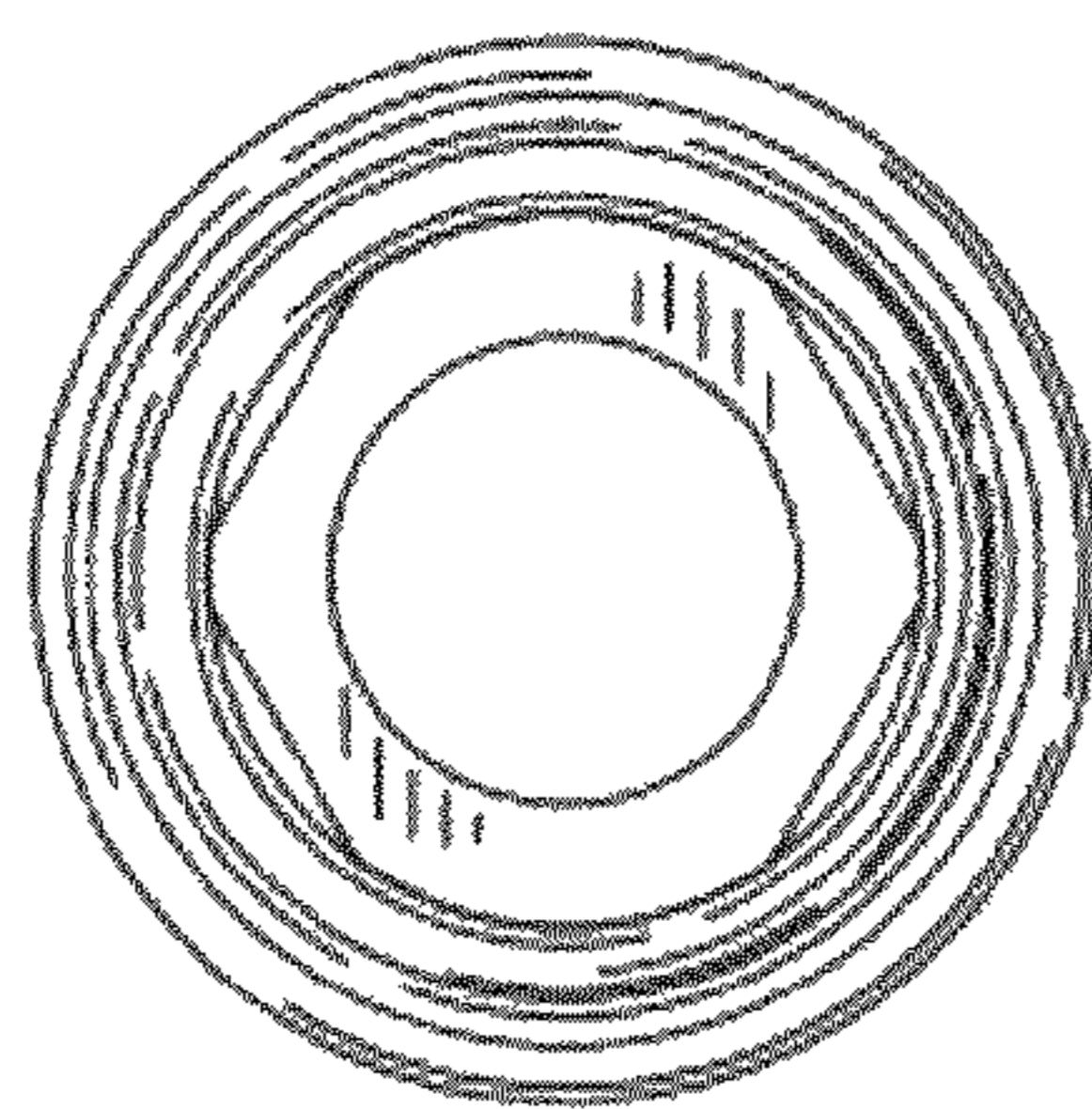


FIG. 4

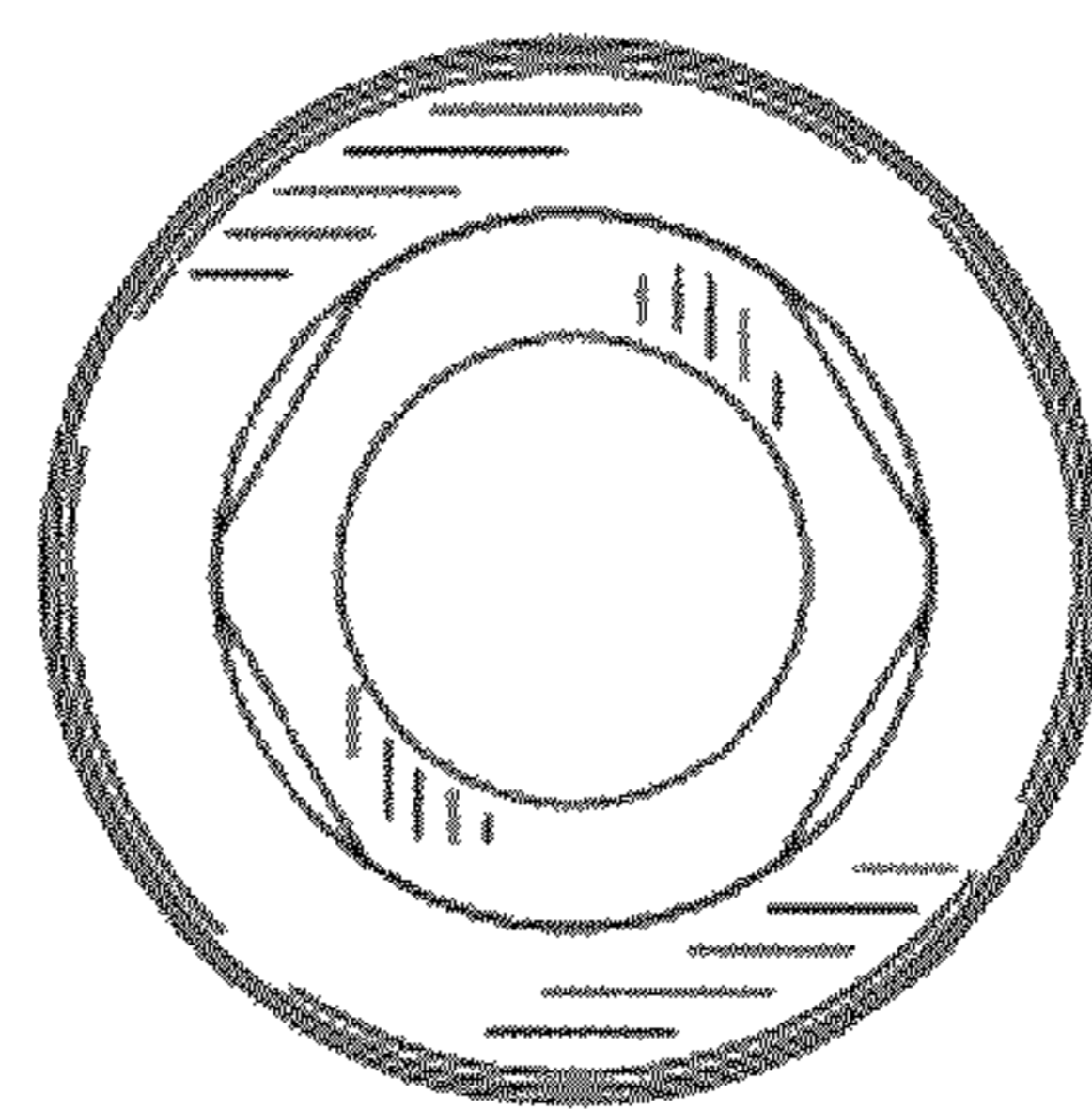


FIG. 5