



US00D658465S

(12) **United States Design Patent**
Hsu

(10) **Patent No.:** **US D658,465 S**

(45) **Date of Patent:** **** May 1, 2012**

(54) **TOOL BIT**

(76) Inventor: **Shao-Hsien Hsu**, Taichung (TW)

(**) Term: **14 Years**

(21) Appl. No.: **29/392,559**

(22) Filed: **May 24, 2011**

(51) **LOC (9) Cl.** **08-04**

(52) **U.S. Cl.** **D8/86**

(58) **Field of Classification Search** D8/70,
D8/82, 85-87, 105; 81/436, 438-441, 460-461,
81/467, 489-490

See application file for complete search history.

(56) **References Cited**

U.S. PATENT DOCUMENTS

2,592,978	A *	4/1952	Trimboli	81/177.1
3,826,285	A *	7/1974	Reynolds	138/103
4,096,896	A *	6/1978	Engel	81/121.1
D333,417	S *	2/1993	Ragsdale	D8/87
D338,149	S *	8/1993	Adams	D8/107
6,089,133	A *	7/2000	Liao	81/438
6,308,598	B1 *	10/2001	O'Neil	81/467
D471,650	S *	3/2003	Dani	D25/126
D623,036	S *	9/2010	DeBaker	D8/86

D624,383	S *	9/2010	Hsu	D8/86
D631,723	S *	2/2011	DeBaker	D8/86
7,946,198	B2 *	5/2011	Gui et al.	81/58.1
D646,138	S *	10/2011	Hsu	D8/86
D646,547	S *	10/2011	DeBaker	D8/86
2006/0286506	A1 *	12/2006	Birnholtz	433/165
2007/0028728	A1 *	2/2007	Griffiths	81/460
2010/0206142	A1 *	8/2010	Sloane	81/489
2010/0282035	A1 *	11/2010	Wang	81/489

* cited by examiner

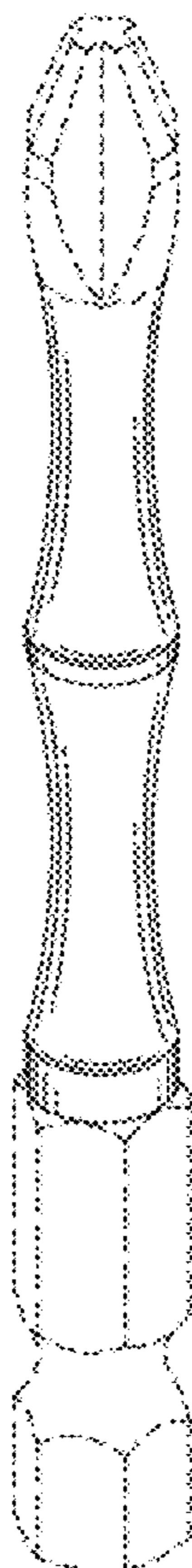
Primary Examiner — Philip S Hyder
Assistant Examiner — Roselynn Cody

(57) **CLAIM**
The ornamental design for a tool bit, as shown and described.

DESCRIPTION

FIG. 1 is a perspective view of a tool bit showing my new design;
FIG. 2 is a front elevational view thereof;
FIG. 3 is a rear elevational view thereof;
FIG. 4 is a right side view thereof;
FIG. 5 is a left side view thereof;
FIG. 6 is a top plan view thereof; and,
FIG. 7 is a bottom plan view thereof.
The broken line portions in FIGS. 1-7 are for illustrative purposes only and form no part of the claimed design.

1 Claim, 6 Drawing Sheets



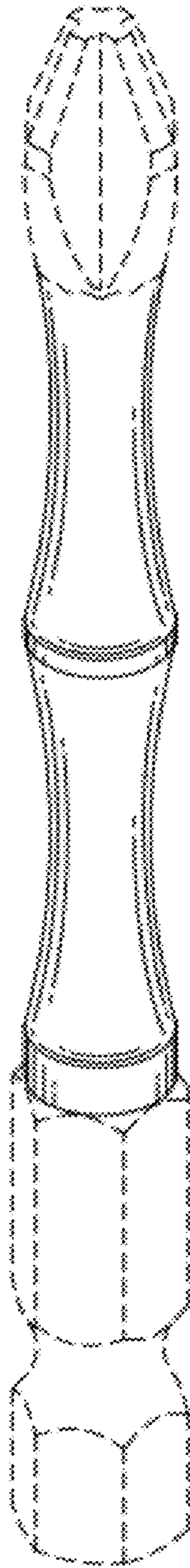


FIG. 1

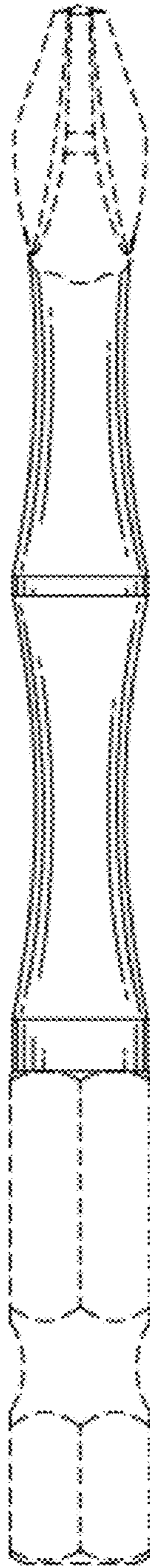


FIG. 2




FIG. 3

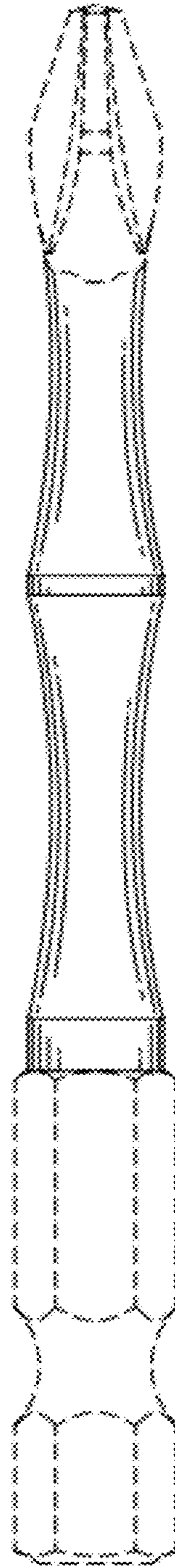


FIG. 4

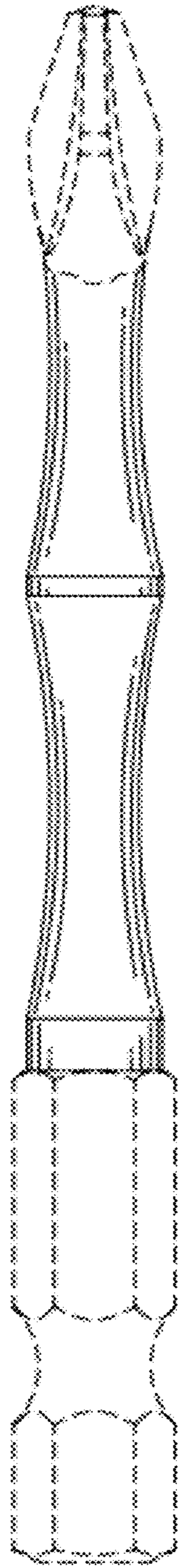


FIG. 5

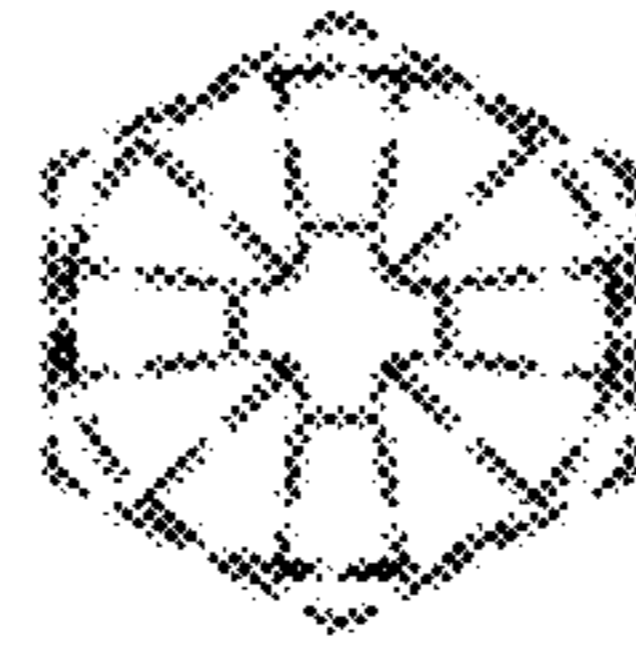


FIG. 6

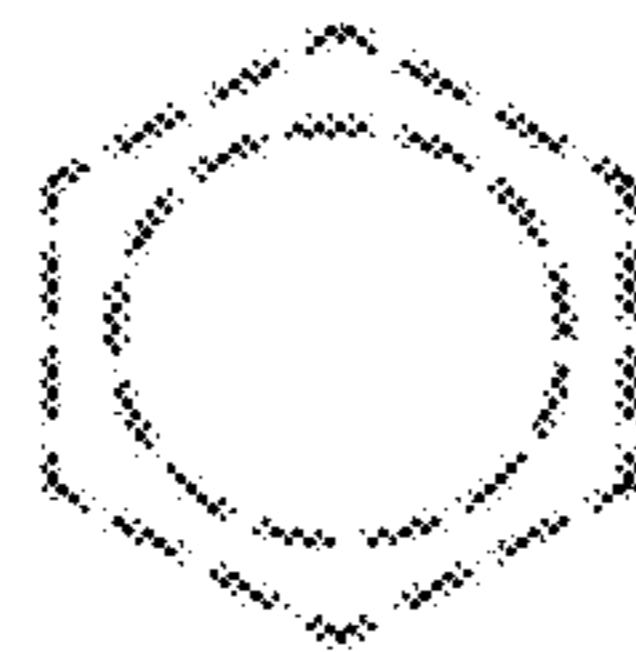


FIG. 7