



US00D658462S

(12) **United States Design Patent**
Hsieh

(10) **Patent No.:** **US D658,462 S**

(45) **Date of Patent:** **** May 1, 2012**

(54) **WRENCH**

(75) Inventor: **Chih-Ching Hsieh**, Taichung (TW)

(73) Assignee: **Kabo Tool Company**, Taichung (TW)

(**) Term: **14 Years**

(21) Appl. No.: **29/402,229**

(22) Filed: **Sep. 22, 2011**

(51) **LOC (9) Cl.** **08-05**

(52) **U.S. Cl.** **D8/28**

(58) **Field of Classification Search** D8/21-29;
81/60, 177.1, 177.85, 121.1, 124.3, 165-170,
81/110.1, 176.2, 124.6, 176.1, 176.15, 177.2,
81/186, 125, 119, 180.1, 185.02; 16/110.1;
D15/144.1; 219/75, 227, 229, 121.16, 121.18
See application file for complete search history.

(56) **References Cited**

U.S. PATENT DOCUMENTS

D32,401 S *	3/1900	Conner	D8/28
3,921,476 A *	11/1975	Evans	81/119
D409,061 S *	5/1999	Hsieh	D8/28
D414,997 S *	10/1999	Hsieh	D8/28
5,996,449 A *	12/1999	Hsieh	81/186
D479,109 S *	9/2003	Hsieh	D8/25

D496,238 S *	9/2004	Hsien	D8/28
D499,619 S *	12/2004	Hsien	D8/28
D506,371 S *	6/2005	Hsien	D8/27
D541,120 S *	4/2007	Chaconas	D8/28
D632,147 S *	2/2011	Yang	D8/28
2001/0027705 A1 *	10/2001	Hsieh	81/119

* cited by examiner

Primary Examiner — Raphael Barkai

Assistant Examiner — Randall Gholson

(74) *Attorney, Agent, or Firm* — CKC & Partners Co., Ltd.

(57) **CLAIM**

The ornamental design for a wrench, as shown.

DESCRIPTION

FIG. 1 is a perspective view of the wrench showing my new design;

FIG. 2 is a front view thereof;

FIG. 3 is a rear view thereof;

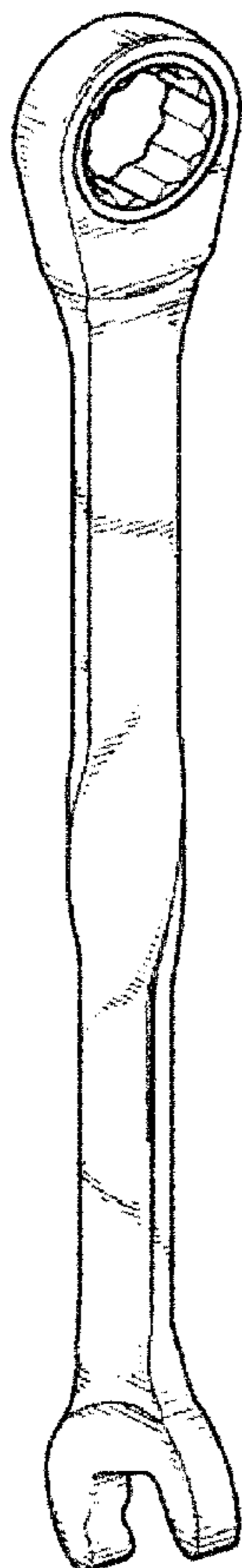
FIG. 4 is a left side view thereof;

FIG. 5 is a right side view thereof;

FIG. 6 is a top view thereof; and,

FIG. 7 is a bottom view thereof.

1 Claim, 4 Drawing Sheets



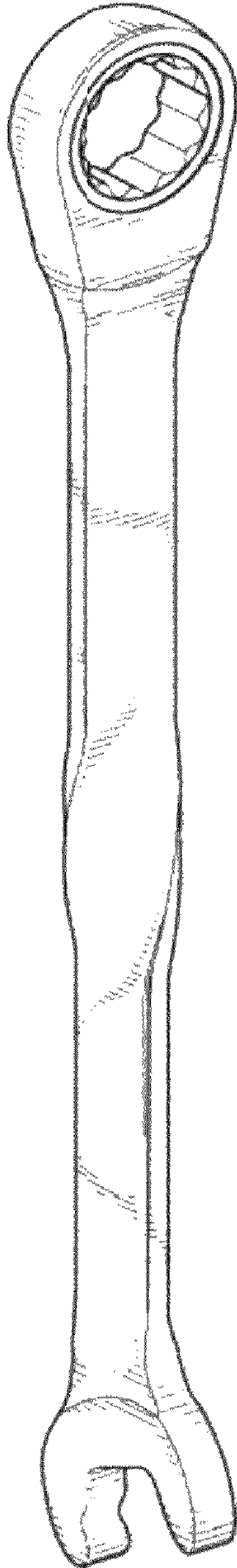


Fig. 1



Fig. 2

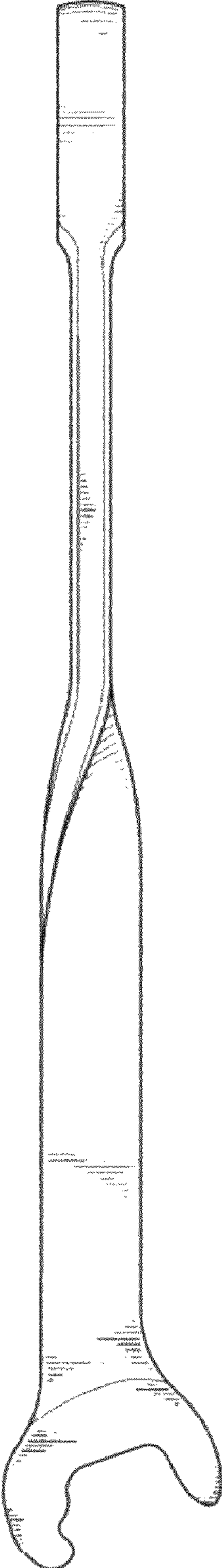


Fig. 4



Fig. 3

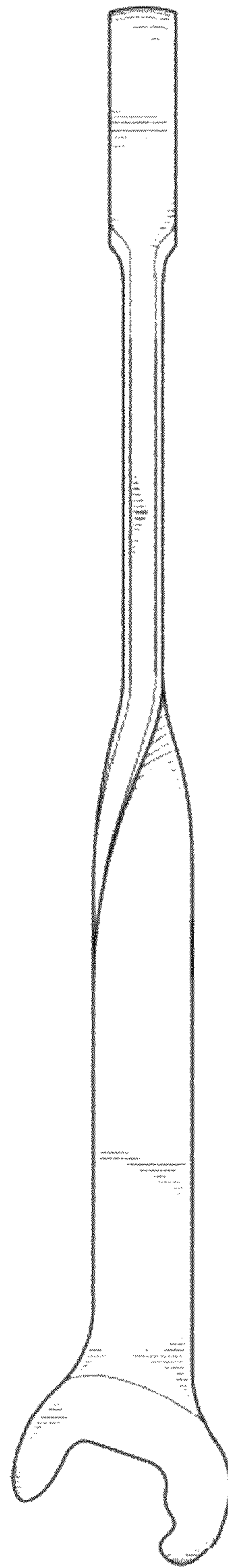


Fig. 5

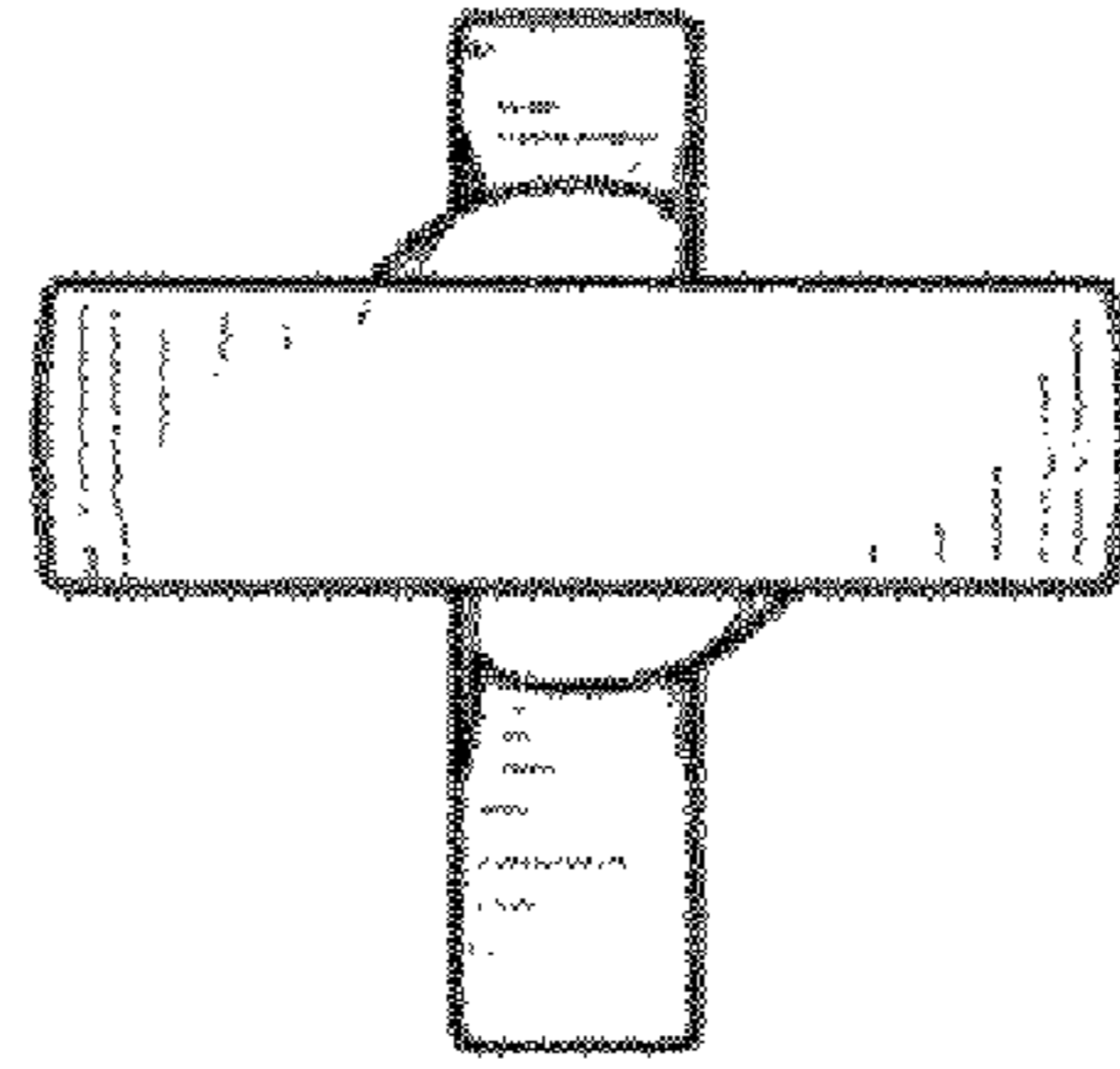


Fig. 6

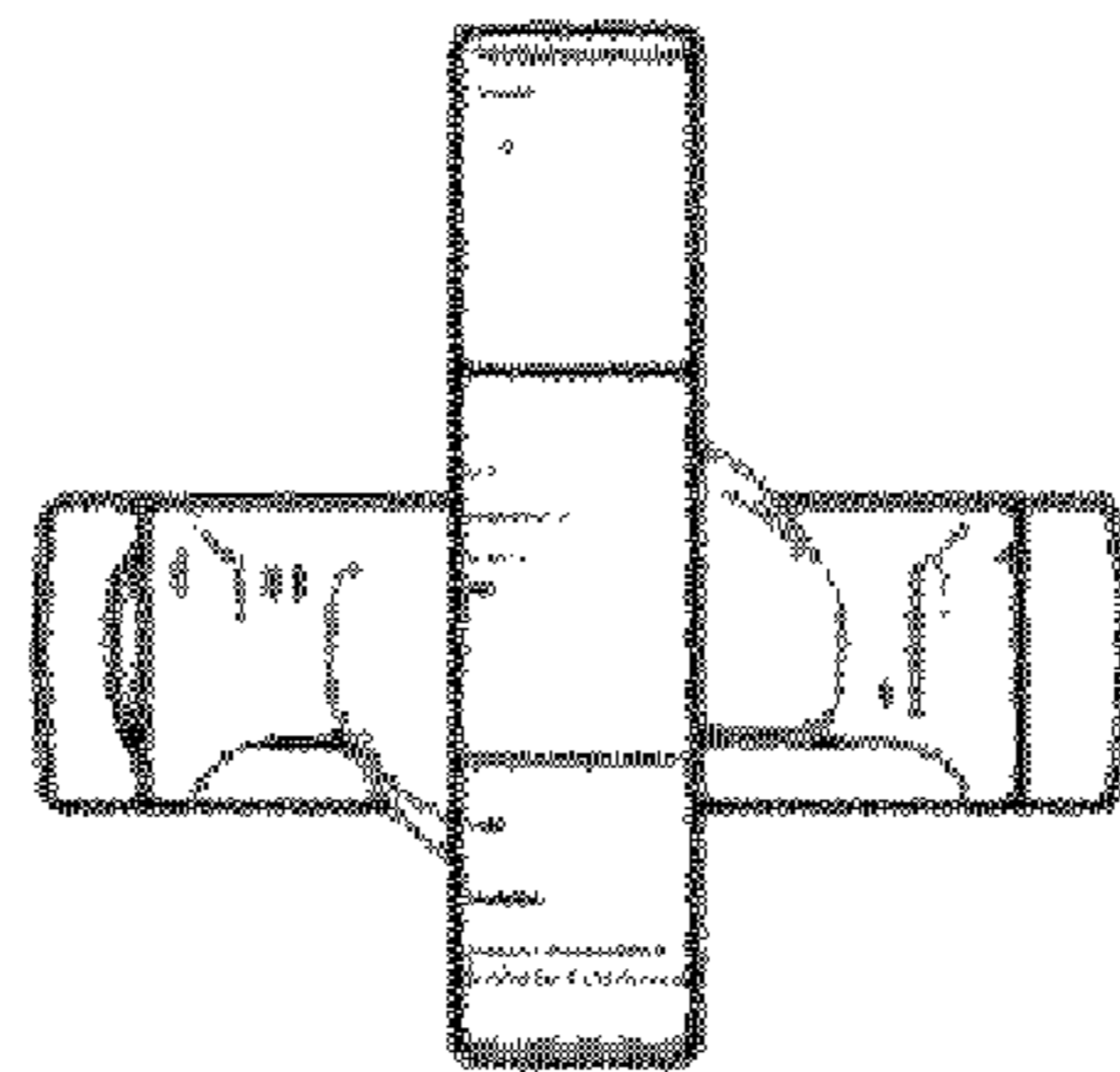


Fig. 7