



US00D658451S

(12) **United States Design Patent**
Jost

(10) **Patent No.:** **US D658,451 S**
(45) **Date of Patent:** **** May 1, 2012**

(54) **ROTATABLE COASTER**

(75) Inventor: **David E. Jost**, Berkeley, CA (US)

(73) Assignee: **Kikkerland Design Inc.**, New York, NY (US)

(**) Term: **14 Years**

(21) Appl. No.: **29/400,546**

(22) Filed: **Aug. 30, 2011**

(51) **LOC (9) Cl.** **07-06**

(52) **U.S. Cl.** **D7/624.1**

(58) **Field of Classification Search** D7/619.1-625;
248/346.11; 211/74, 71.01, 75, 78
See application file for complete search history.

(56) **References Cited**

U.S. PATENT DOCUMENTS

2,004,166	A *	6/1935	Low	248/346.11
4,759,525	A *	7/1988	Cross et al.	248/346.11
4,836,488	A *	6/1989	Ross	248/346.11
4,858,872	A *	8/1989	Witt	248/346.11
4,978,566	A *	12/1990	Scheurer et al.	248/346.11

D357,388	S *	4/1995	Gaffin	D7/625
D371,276	S *	7/1996	Laib	D7/388
5,775,659	A *	7/1998	Hartlaub et al.	248/346.11
D439,805	S *	4/2001	Krohn	D7/624.1
D513,940	S *	1/2006	Kolflat	D7/624.1
D537,299	S *	2/2007	Mason	D7/624.1

* cited by examiner

Primary Examiner — Terry Wallace

(74) *Attorney, Agent, or Firm* — Cascio & Zervas

(57) **CLAIM**

The ornamental design for a rotatable coaster, as shown and described.

DESCRIPTION

FIG. 1 is a top plan view of the rotatable coaster showing my design;

FIG. 2 is a bottom plan view thereof;

FIG. 3 is a front elevational view thereof;

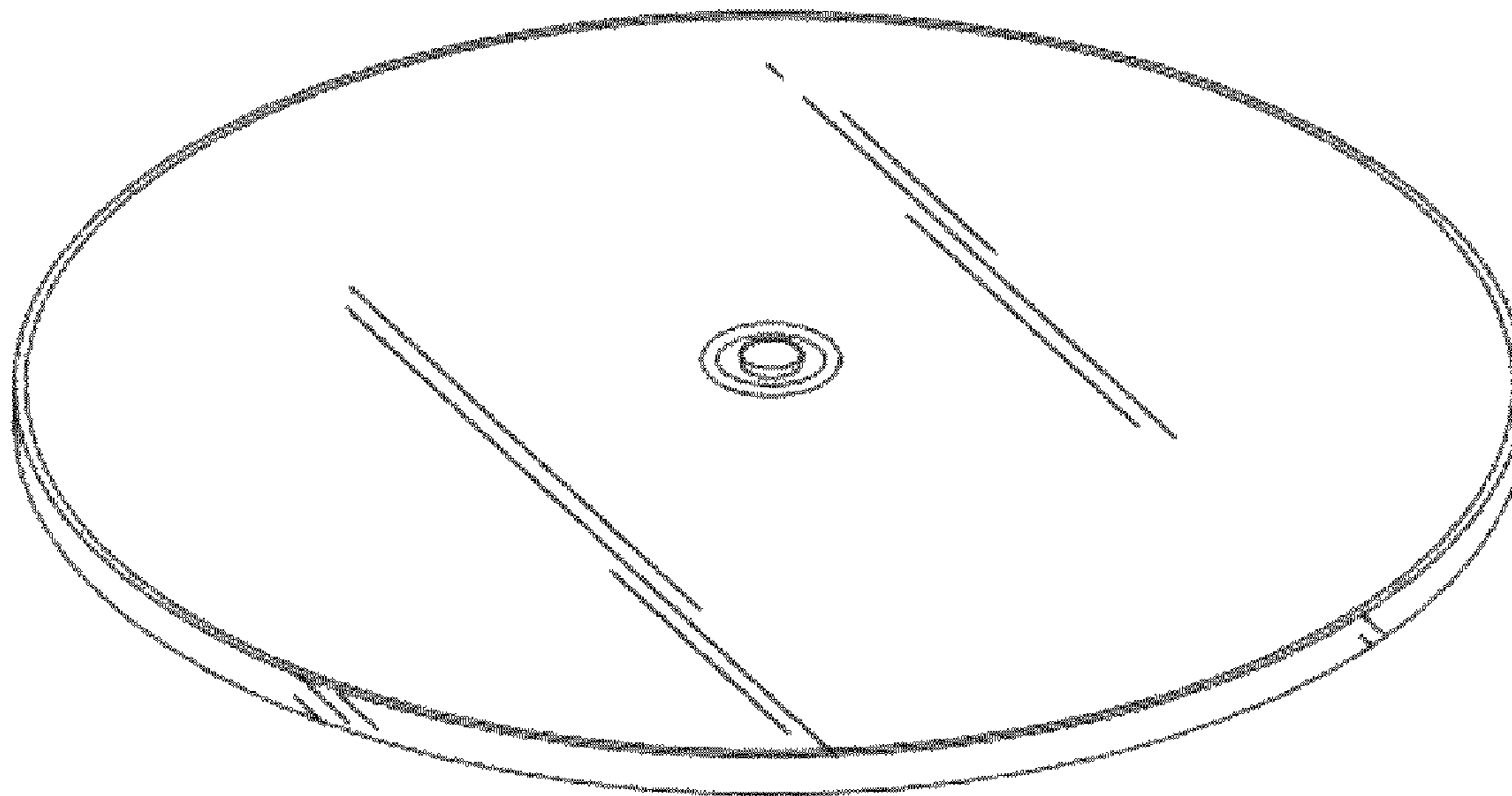
FIG. 4 is a rear elevational view thereof;

FIG. 5 is a right side elevational view thereof;

FIG. 6 is a left side elevational view thereof; and,

FIG. 7 is a front perspective view thereof.

1 Claim, 3 Drawing Sheets



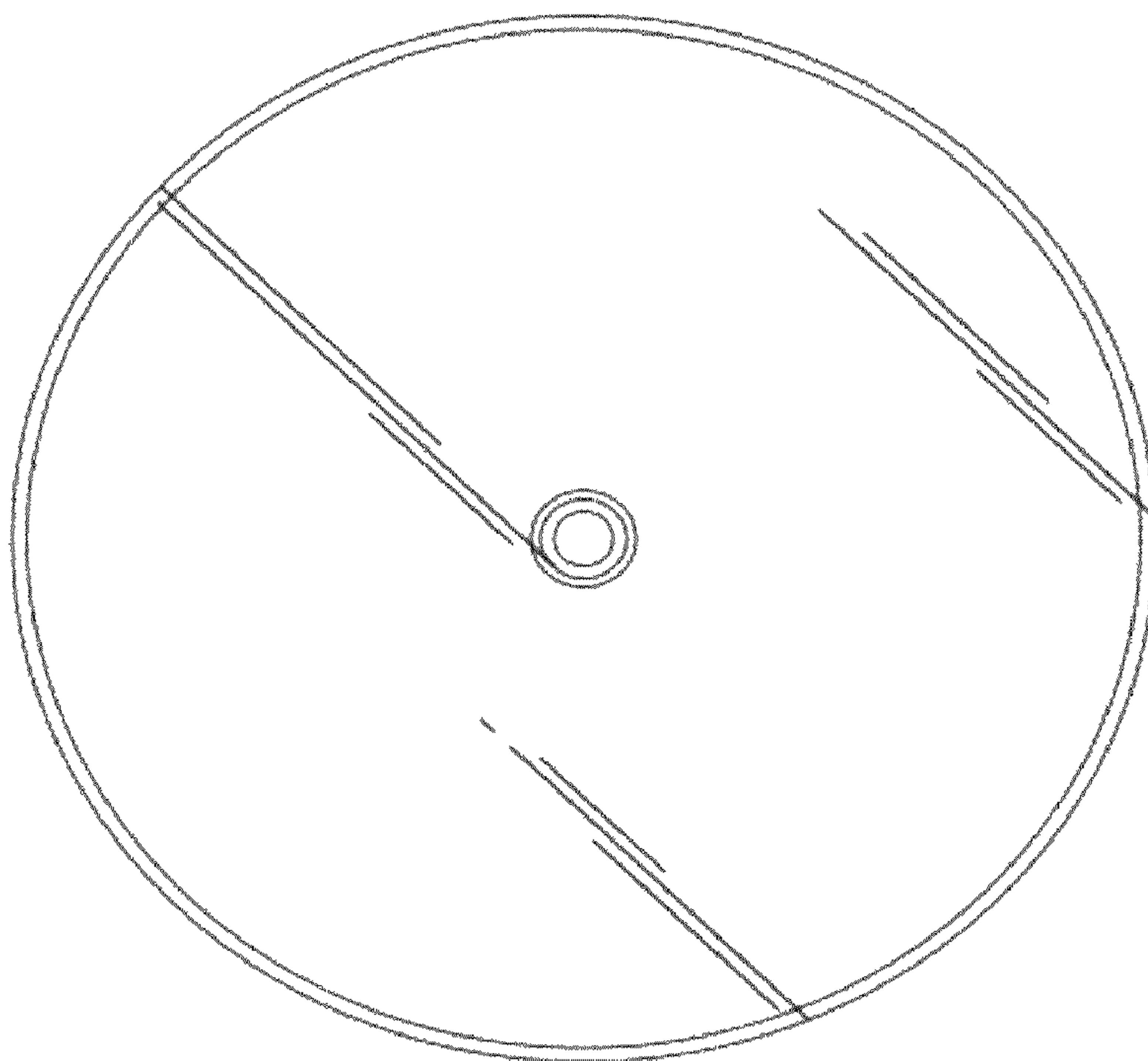


FIG. 1

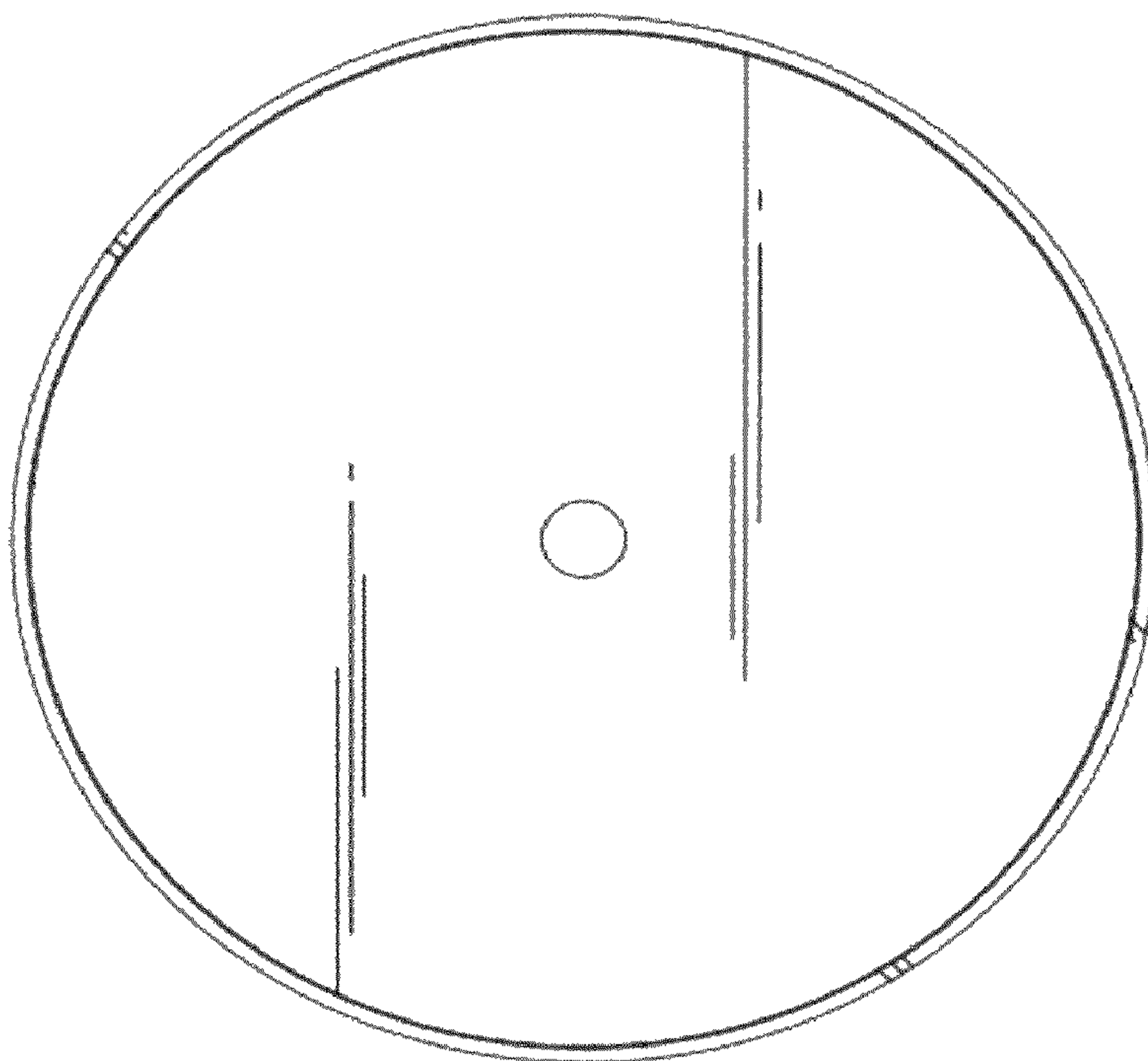


FIG. 2



FIG. 3




FIG. 4

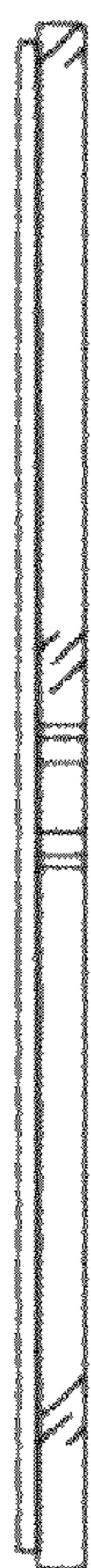


FIG. 5



FIG. 6

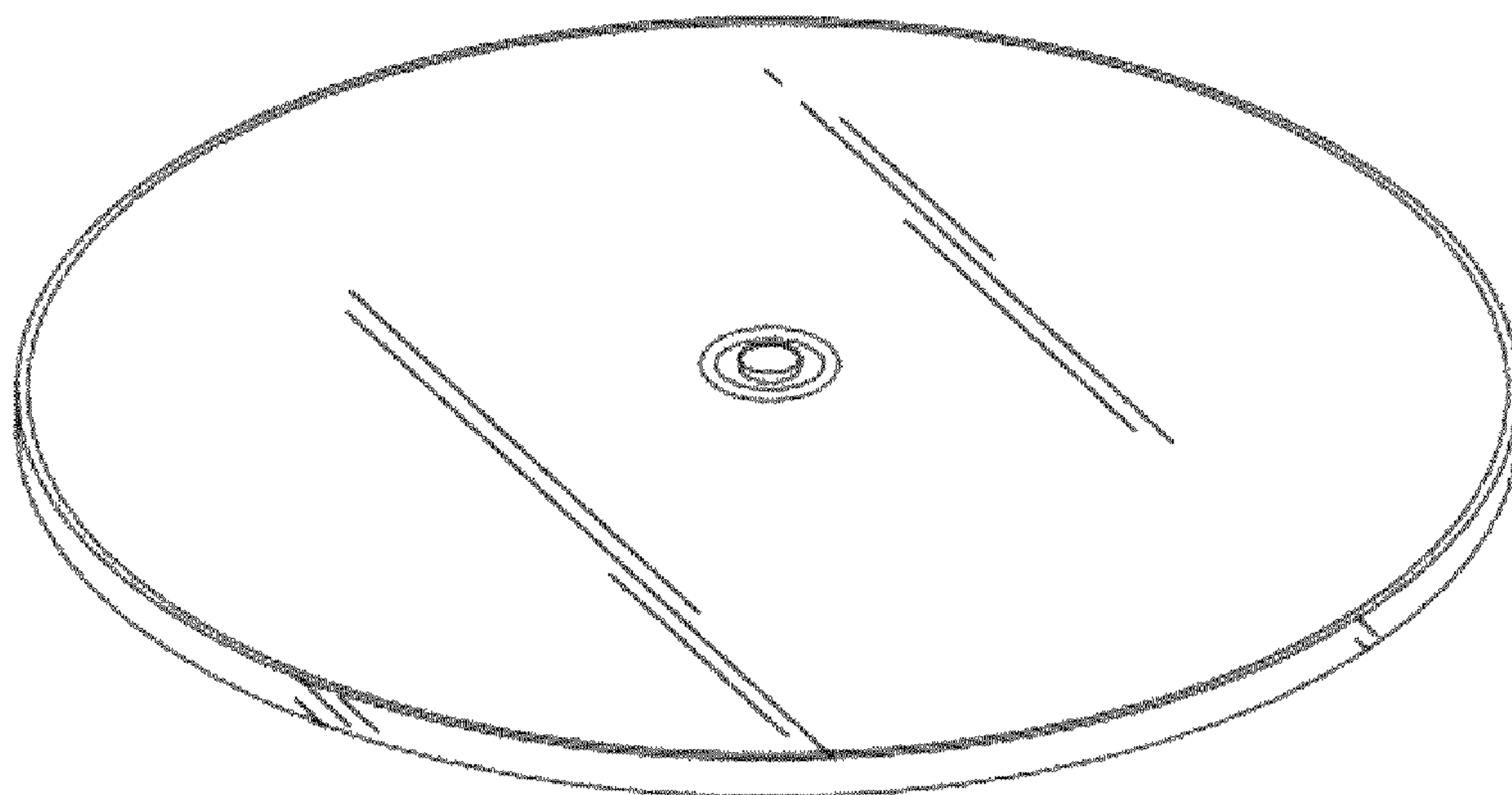


FIG. 7