



US00D658449S

(12) **United States Design Patent**  
**Ying**

(10) **Patent No.:** **US D658,449 S**

(45) **Date of Patent:** **\*\* May 1, 2012**

- (54) **THERMAL INSULATED MUG**
- (75) Inventor: **Xiong Ying, Yong Kang (CN)**
- (73) Assignee: **Xiongtai Group Co., Ltd., Yong Kang, Zhejiang Province (CN)**
- (\*\*) Term: **14 Years**
- (21) Appl. No.: **29/380,754**
- (22) Filed: **Dec. 10, 2010**
- (51) **LOC (9) Cl.** ..... **07-01**
- (52) **U.S. Cl.** ..... **D7/608**
- (58) **Field of Classification Search** ..... D7/509,  
D7/510, 511, 533, 535, 536, 543, 601, 602,  
D7/605, 607, 608, 619.1, 629, 396.2; D9/500,  
D9/503, 504, 453, 452, 454; 215/379, 381-385,  
215/316, 318, 395, 396; 220/592.16, 592.17,  
220/592.2, 592.21, 592.26, 495.03, 660,  
220/669, 675  
See application file for complete search history.

- D496,559 S \* 9/2004 Bodum ..... D7/510
- D500,231 S \* 12/2004 Ward et al. .... D7/608
- D533,032 S \* 12/2006 Liu et al. .... D7/608
- D536,220 S \* 2/2007 Sandberg ..... D7/608
- D553,914 S \* 10/2007 Wahl ..... D7/608
- D569,195 S \* 5/2008 Kim ..... D7/608
- D572,981 S \* 7/2008 Carreno ..... D7/608
- D615,823 S \* 5/2010 Gilbert ..... D7/608
- D619,417 S \* 7/2010 Goto et al. .... D7/510
- D621,220 S \* 8/2010 Lown et al. .... D7/510
- D621,666 S \* 8/2010 Wahl ..... D7/608
- D623,480 S \* 9/2010 Moran ..... D7/608
- D623,481 S \* 9/2010 Moran ..... D7/608
- D625,561 S \* 10/2010 Ablo ..... D7/511
- D625,563 S \* 10/2010 He ..... D7/608
- D628,018 S \* 11/2010 Gilbert ..... D7/608
- D630,062 S \* 1/2011 Carreno ..... D7/608
- D630,474 S \* 1/2011 Gilbert ..... D7/608

\* cited by examiner

*Primary Examiner* — Elizabeth J Oswecki  
(74) *Attorney, Agent, or Firm* — Jacobson Holman PLLC

(57) **CLAIM**  
I claim the ornamental design for the thermal insulated mug, as shown and described.

(56) **References Cited**

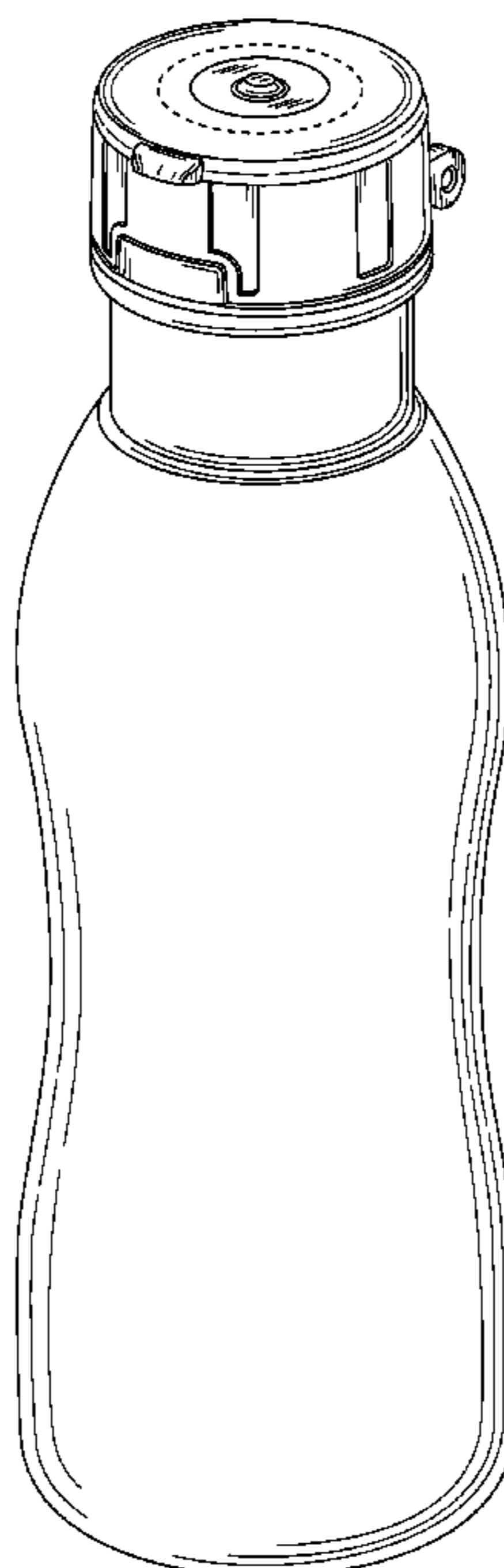
**U.S. PATENT DOCUMENTS**

- D262,856 S \* 2/1982 MacTavish et al. .... D7/320
- D321,628 S \* 11/1991 Kobayashi et al. .... D7/608
- D325,494 S \* 4/1992 Gentry ..... D7/608
- D360,113 S \* 7/1995 Takahashi ..... D7/608
- D379,743 S \* 6/1997 Enomoto et al. .... D7/608
- D405,650 S \* 2/1999 Meier ..... D7/608
- D415,936 S \* 11/1999 Moran ..... D7/608
- D422,455 S \* 4/2000 Kato ..... D7/608
- D436,501 S \* 1/2001 Huang ..... D7/608
- D453,284 S \* 2/2002 O'Connor et al. .... D7/608
- D454,282 S \* 3/2002 Mano ..... D7/608
- D456,218 S \* 4/2002 Hatsumoto ..... D7/608
- D488,675 S \* 4/2004 Moore ..... D7/608

**DESCRIPTION**

FIG. 1 is a perspective view of the thermal insulated mug showing my design;  
FIG. 2 is a front elevational view thereof;  
FIG. 3 is a rear elevational view thereof;  
FIG. 4 is a left side elevational view thereof;  
FIG. 5 is a right side elevational view thereof;  
FIG. 6 is a top plan view thereof; and,  
FIG. 7 is a bottom plan view thereof.  
The broken lines form no part of the claimed design.

**1 Claim, 7 Drawing Sheets**



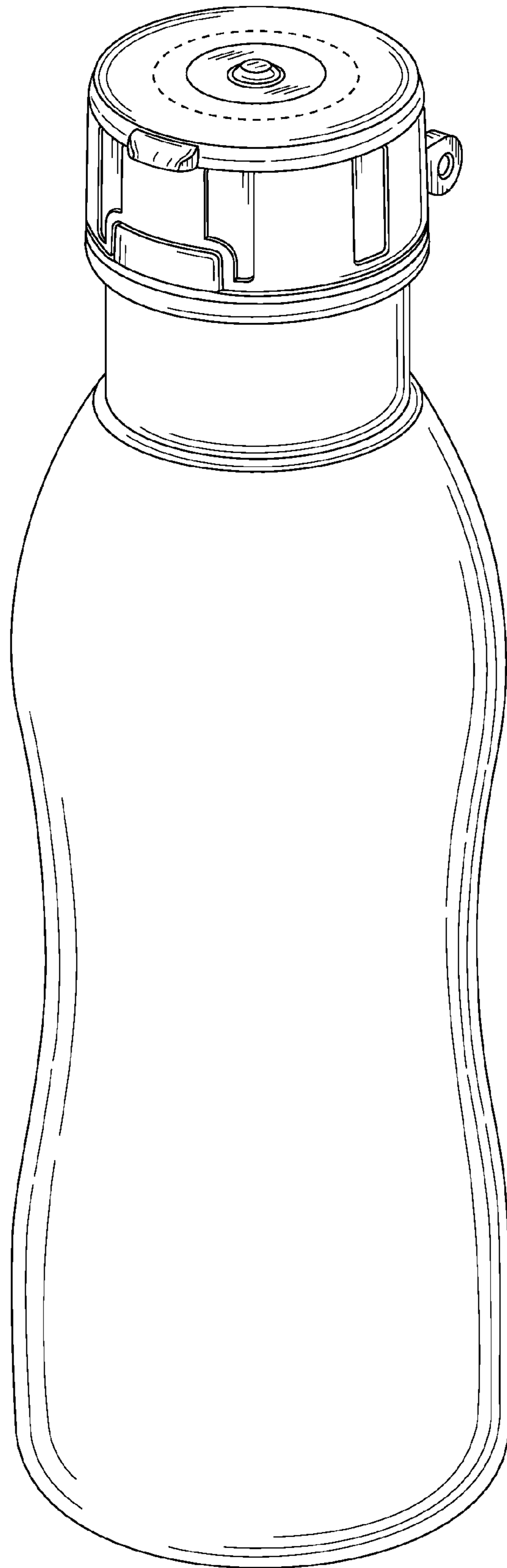


FIG.1

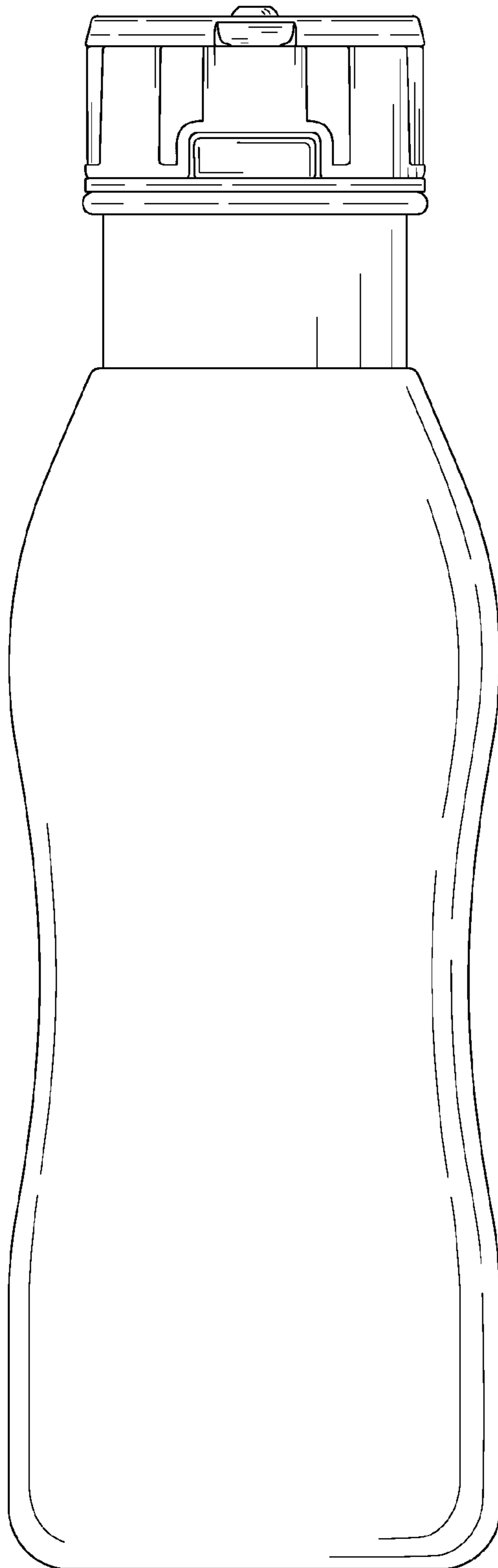


FIG. 2

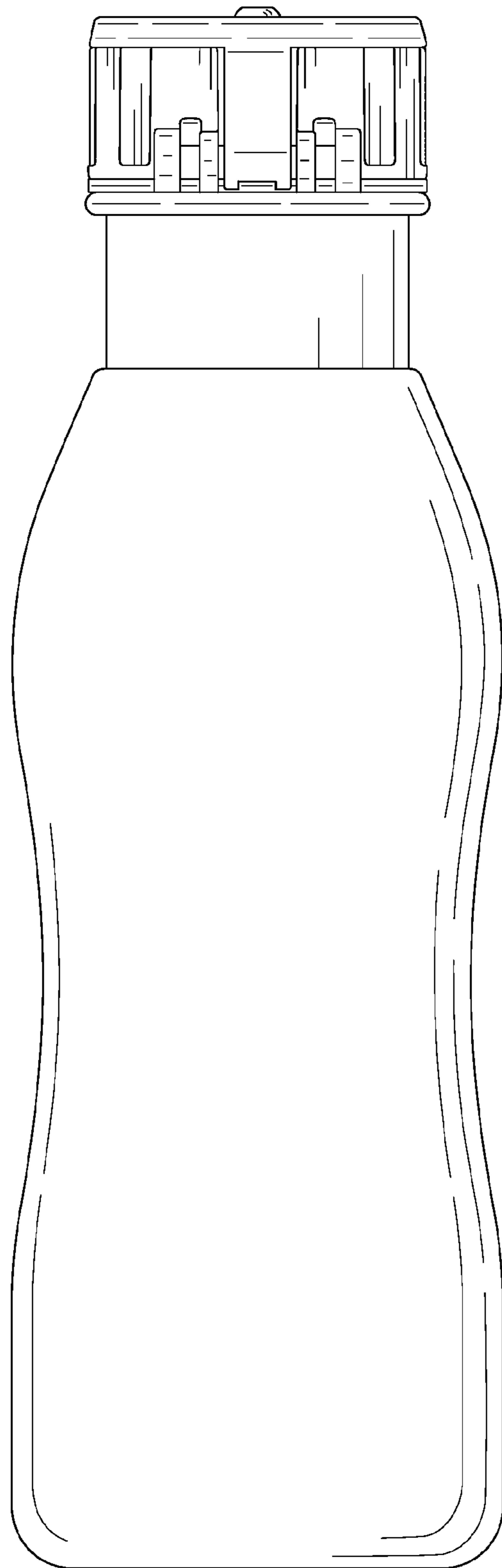


FIG.3

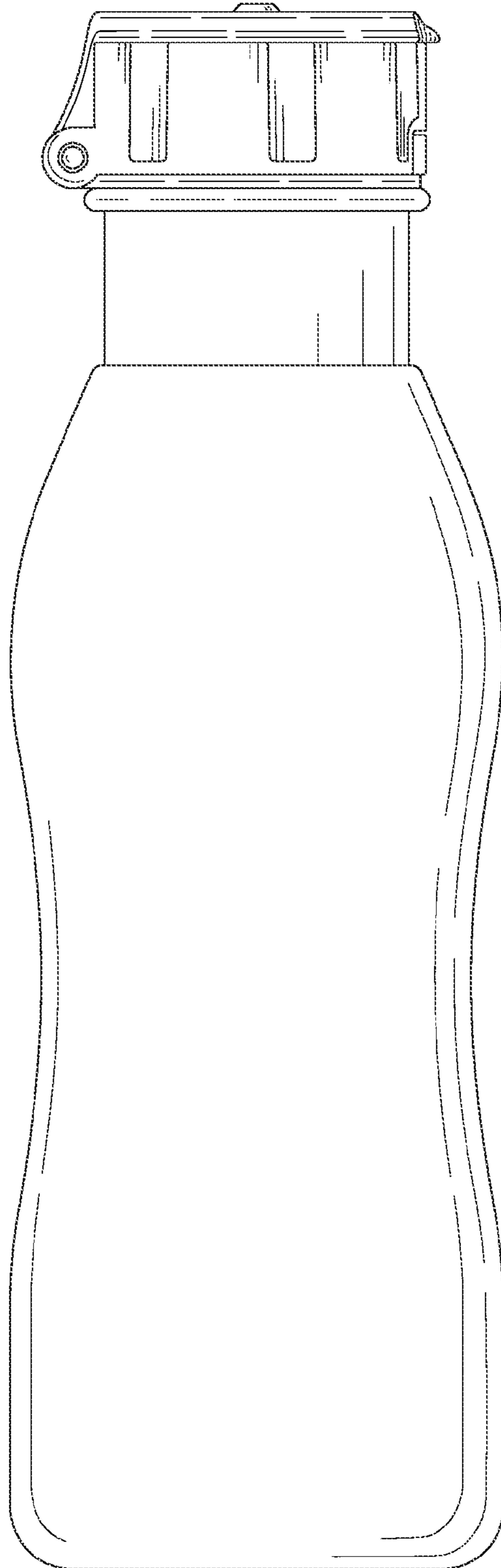


FIG. 4

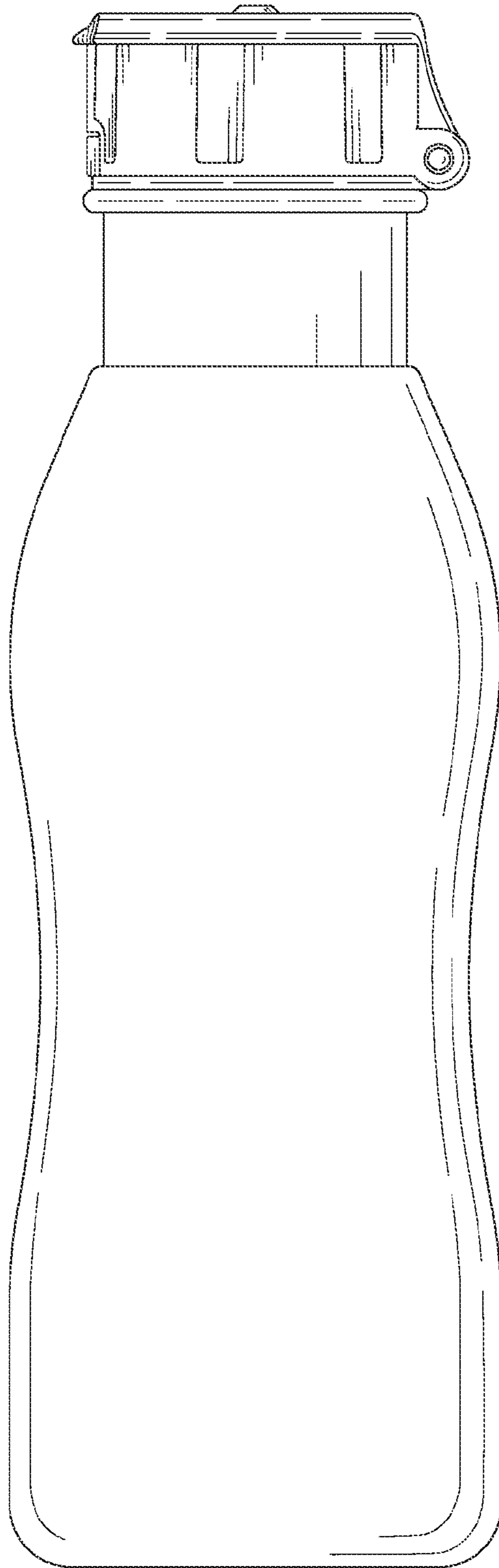


FIG.5

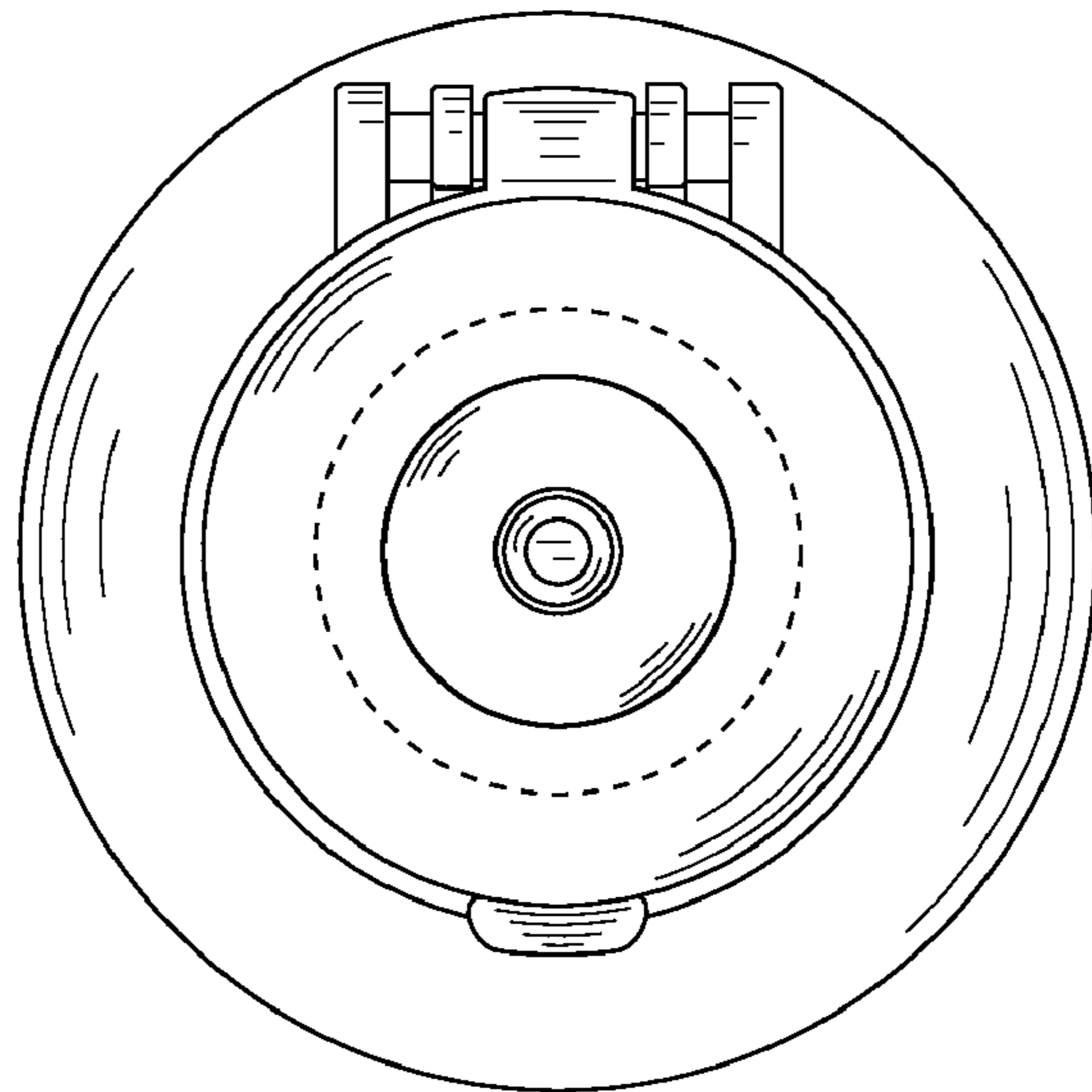


FIG.6

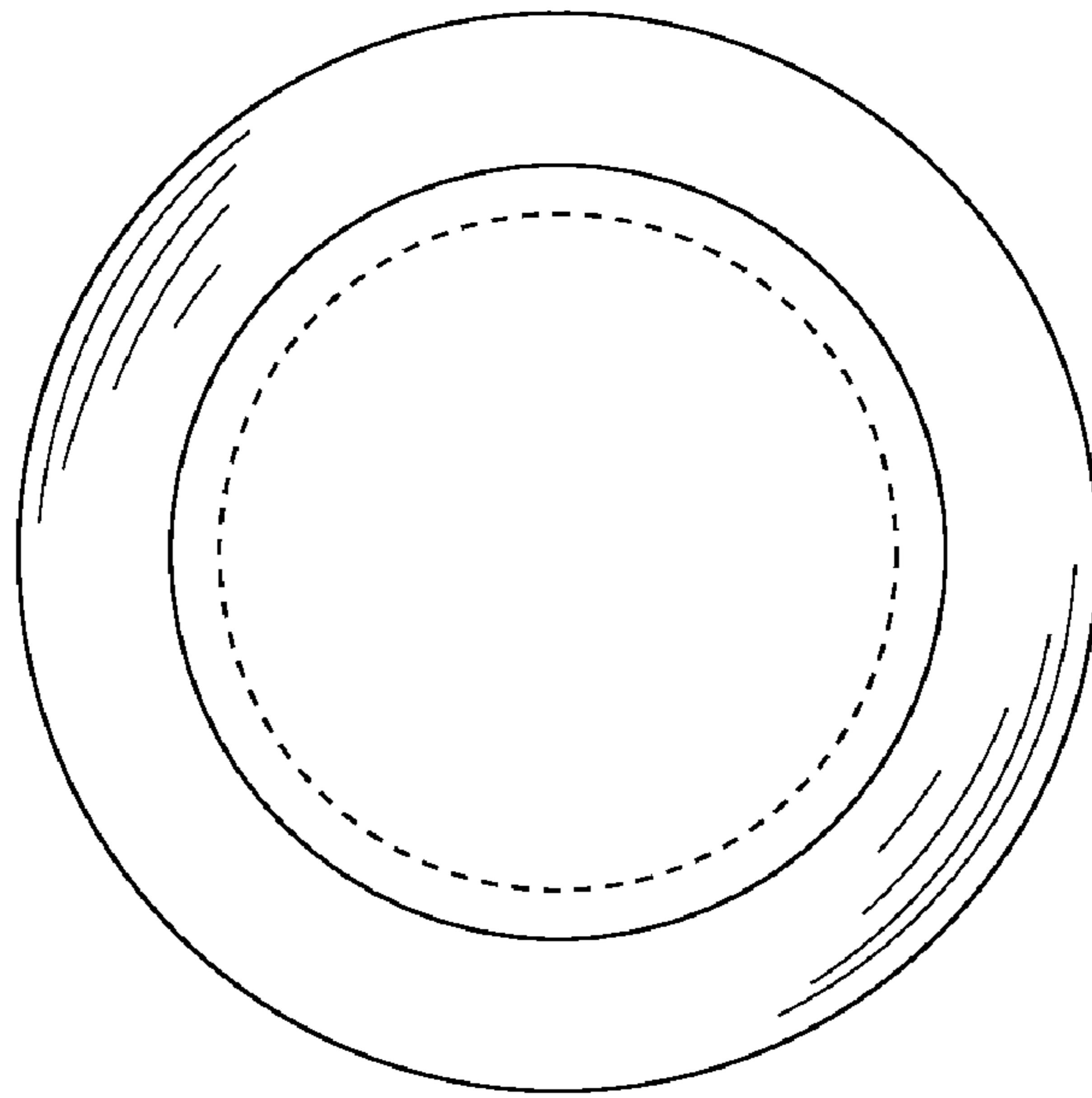


FIG.7