



US00D658436S

(12) **United States Design Patent**
Rae

(10) **Patent No.:** **US D658,436 S**

(45) **Date of Patent:** **** May 1, 2012**

(54) **COOKWARE SIDE HANDLE**

(75) Inventor: **Robert A. Rae**, Las Vegas, NV (US)

(73) Assignee: **Meyer Intellectual Properties Limited**
(VG)

(**) Term: **14 Years**

(21) Appl. No.: **29/374,220**

(22) Filed: **Jul. 15, 2011**

(51) **LOC (9) Cl.** **07-02**

(52) **U.S. Cl.** **D7/394**

(58) **Field of Classification Search** D7/354-361,
D7/391, 393-395, 396.2, 514, 664; D8/107,
D8/300, 301, 306, 315, 316, 317, 319, 320,
D8/321; 16/430, 431, 110.1, 114.1, 407,
16/416, 429, 443, 441; 220/377, 573.1-573.5,
220/752, 753, 755, 756, 760, 772, 773, 912;
D3/318; 138/121, 145, 173

See application file for complete search history.

(56) **References Cited**

U.S. PATENT DOCUMENTS

3,661,296	A	*	5/1972	Hamer	220/755
D232,372	S	*	8/1974	Grant	D21/771
D269,253	S	*	6/1983	Gagnon	D9/434
D277,620	S	*	2/1985	Parrochia	D8/316
D384,552	S	*	10/1997	Baumgarten	D7/393
D391,444	S	*	3/1998	Munari	D7/394
D522,309	S	*	6/2006	Pukall et al.	D7/360

D568,677	S	*	5/2008	Stattmann	D7/360
D568,678	S	*	5/2008	Stattmann	D7/360
D576,446	S	*	9/2008	Rae	D7/394
D592,450	S	*	5/2009	Rae	D7/394
D598,240	S	*	8/2009	Josancy	D7/394
D622,541	S	*	8/2010	Josancy	D7/394
D642,015	S	*	7/2011	Rae	D7/394

* cited by examiner

Primary Examiner — Cynthia M Chin

(74) *Attorney, Agent, or Firm* — Edward S. Sherman

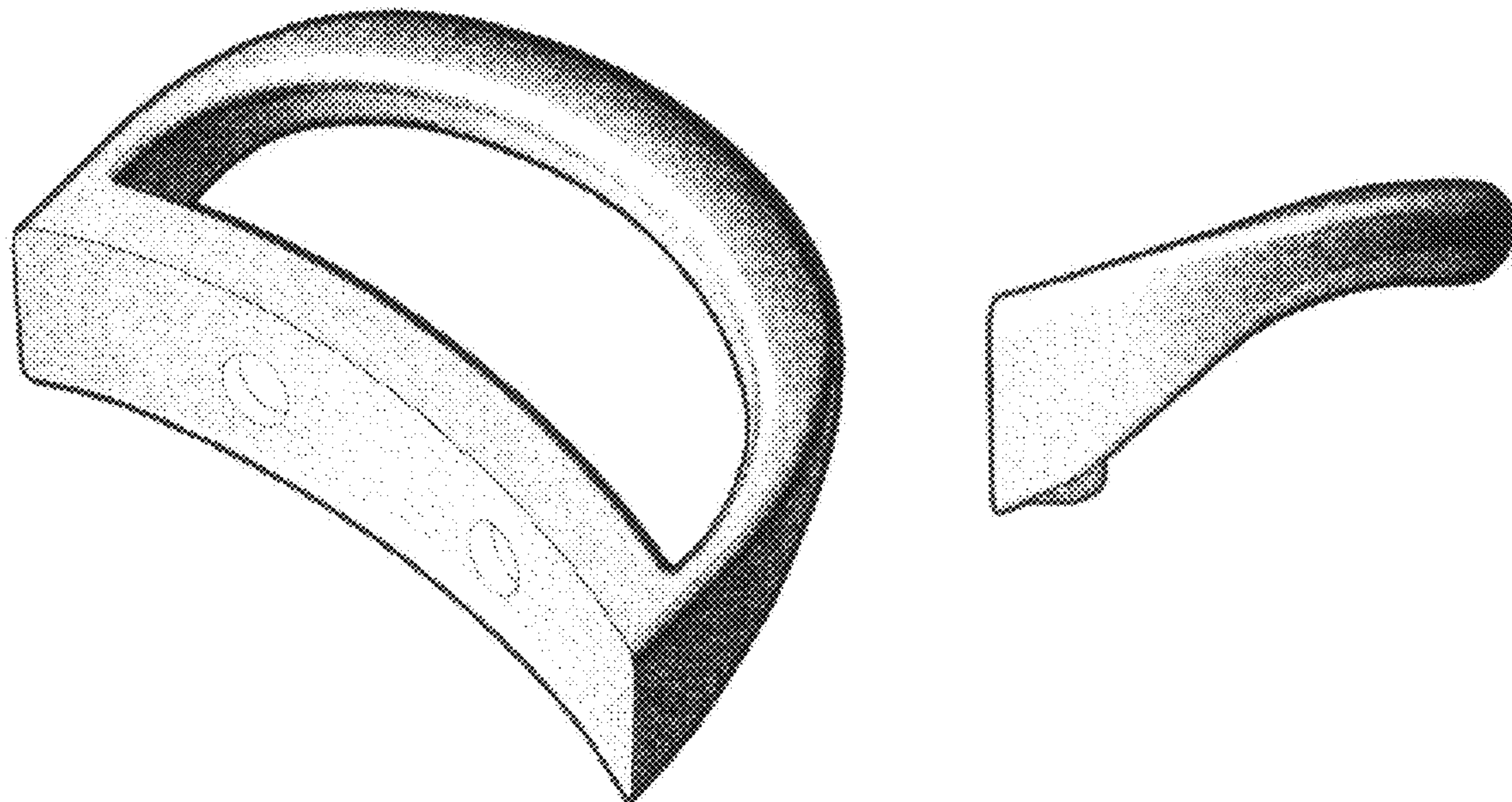
(57) **CLAIM**

The ornamental design for a “cookware side handle,” as shown and described.

DESCRIPTION

FIG. 1 is a perspective view of the “cookware side handle” showing my new design;
FIG. 2 is a right side elevational view thereof, the left side view being identical thereto;
FIG. 3 is a top plan view thereof;
FIG. 4 is a bottom plan view thereof;
FIG. 5 is a front elevation view thereof; and,
FIG. 6 is a back elevation view thereof.
The broken lines in FIGS. 1, 5, and 6 are for illustrative purposes only, depicting the environment of the new design, forming no part thereof as claimed.

1 Claim, 3 Drawing Sheets



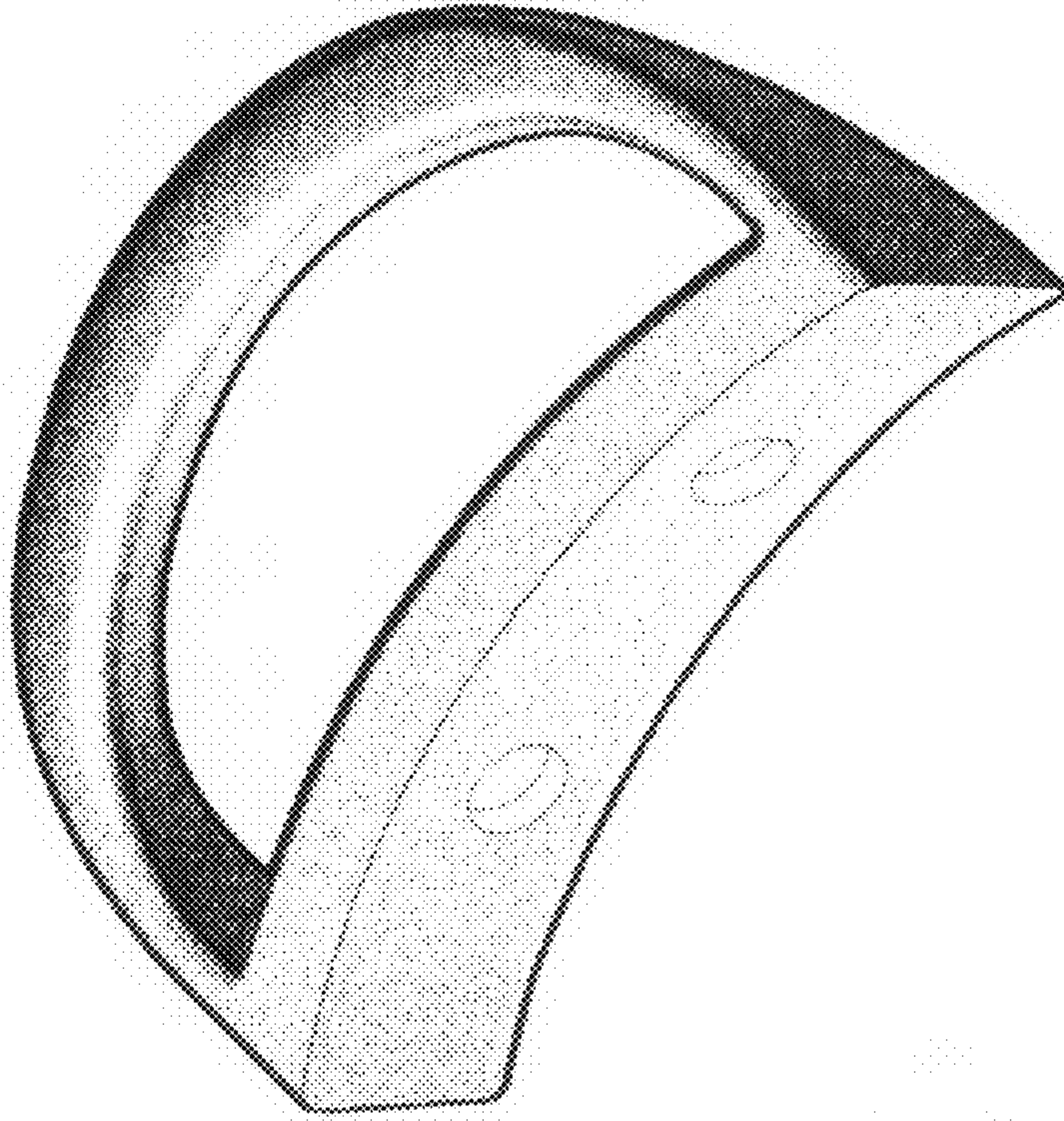


FIG. 1

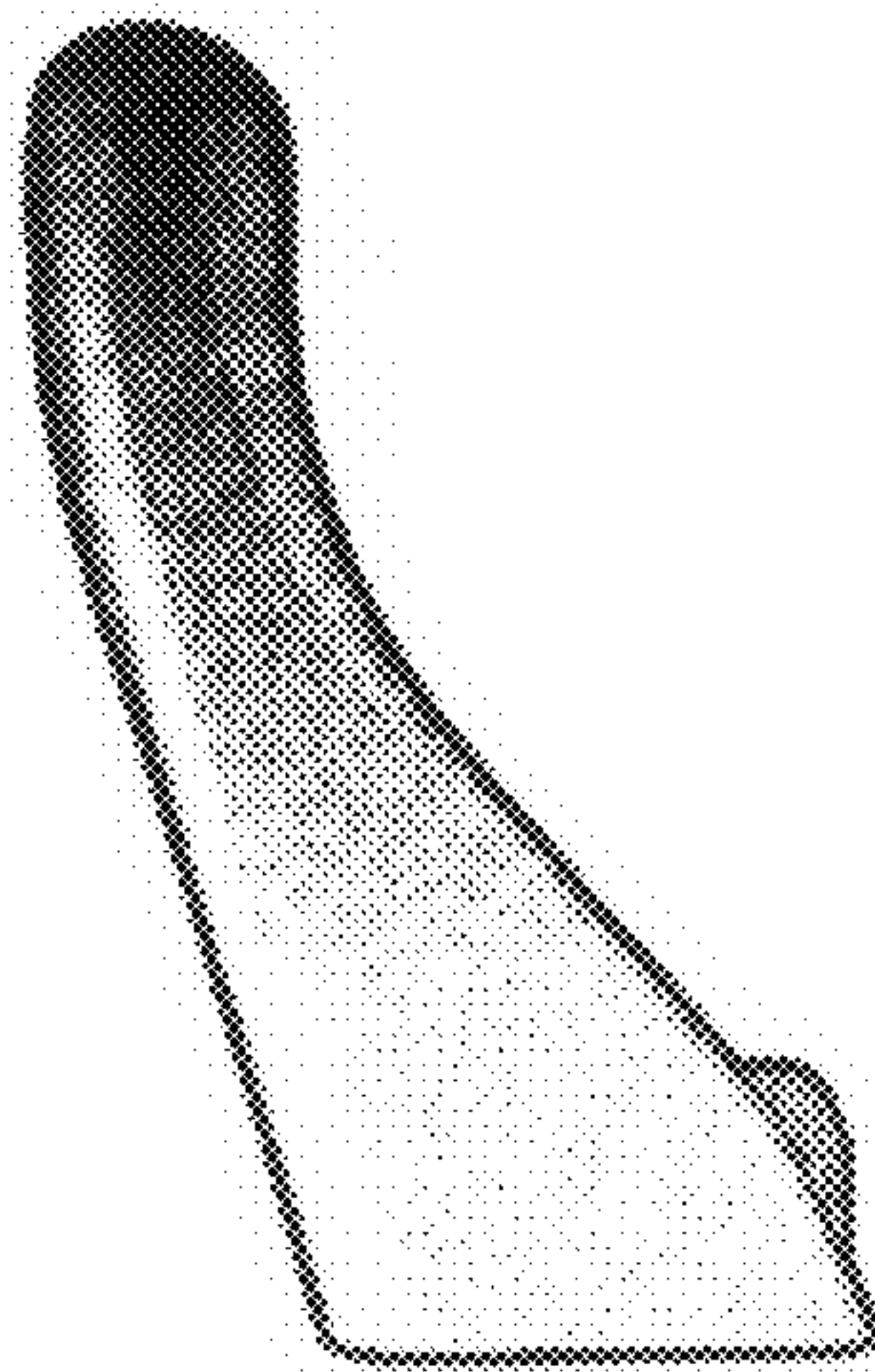


FIG. 2

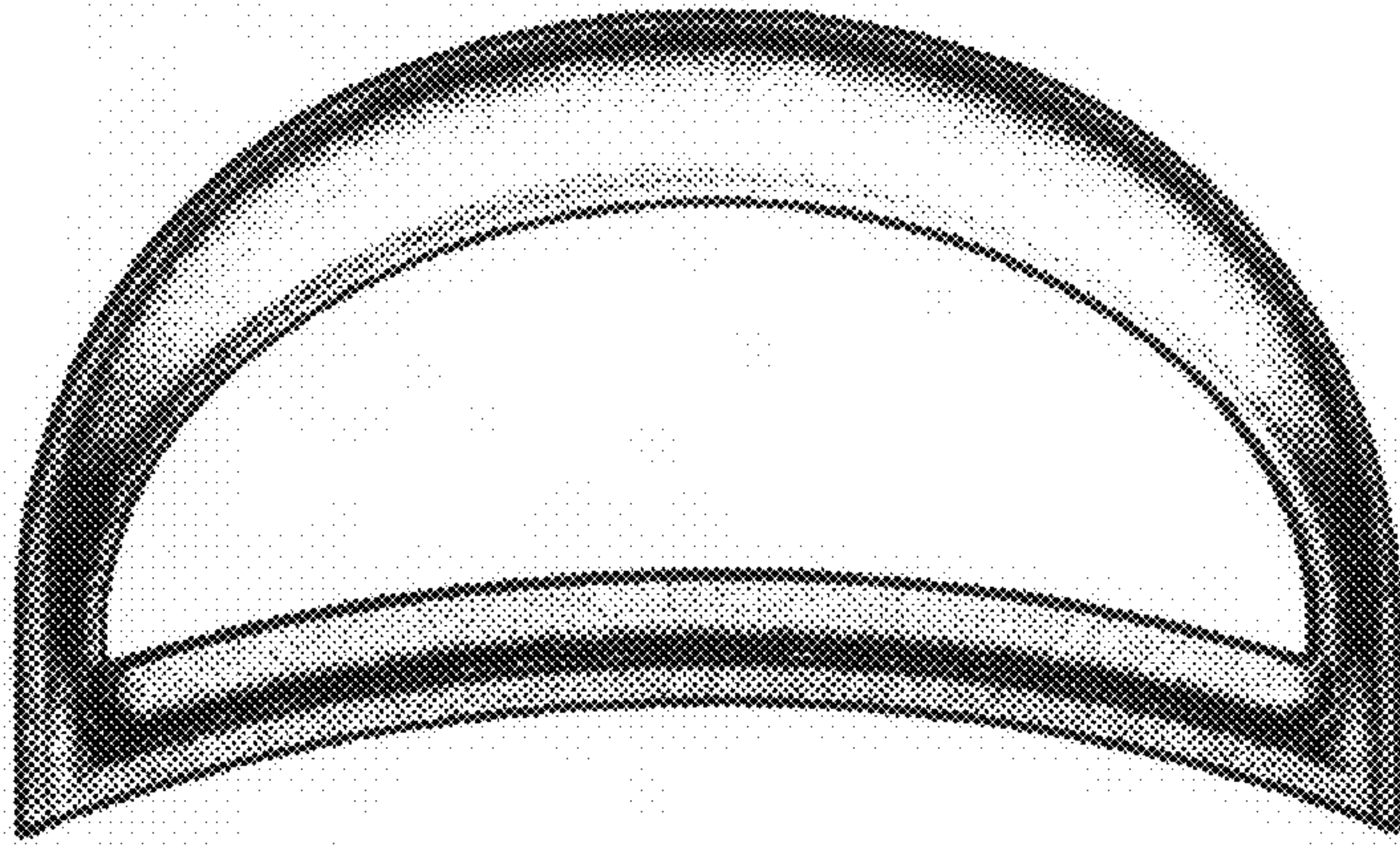


FIG. 4

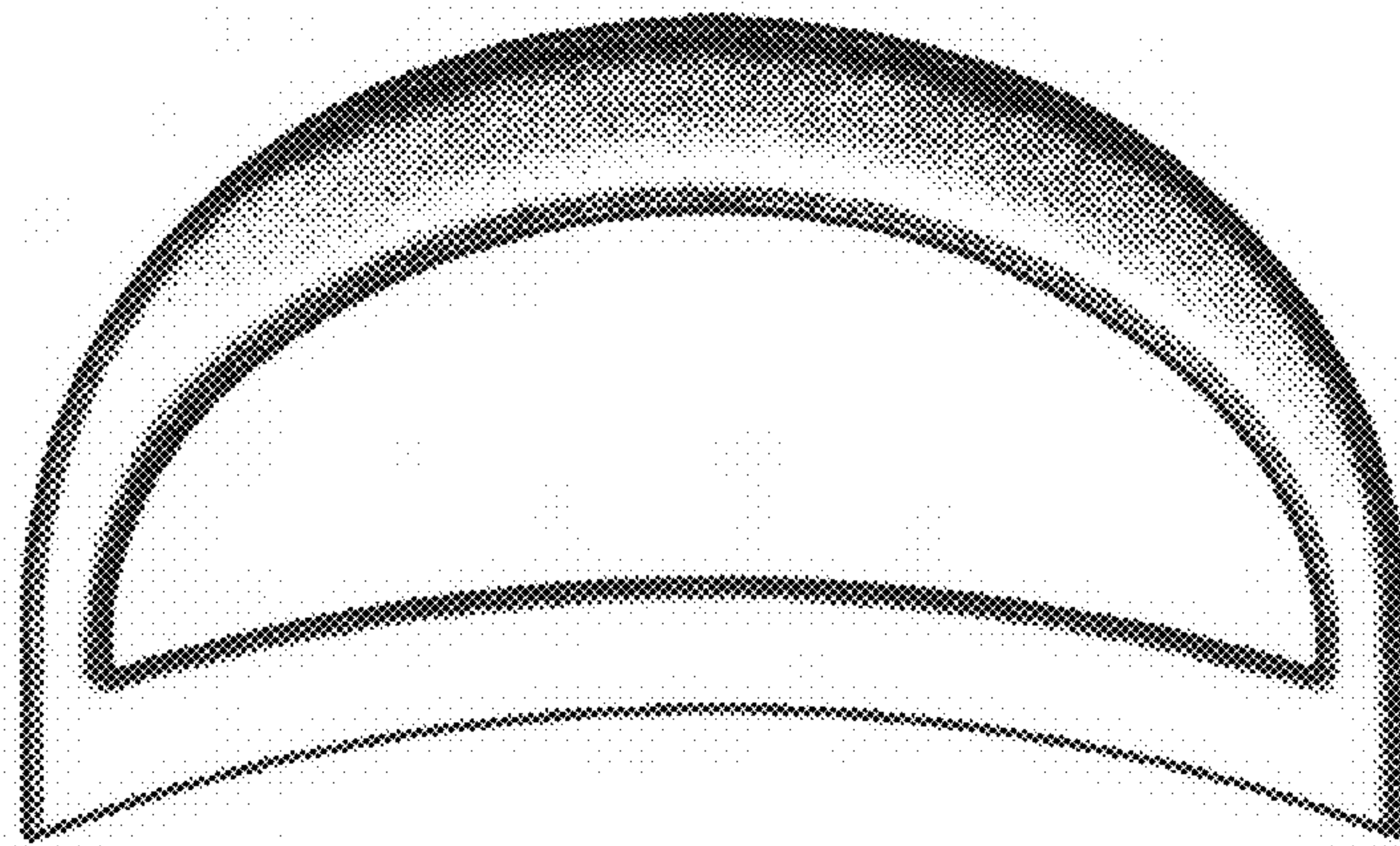


FIG. 3

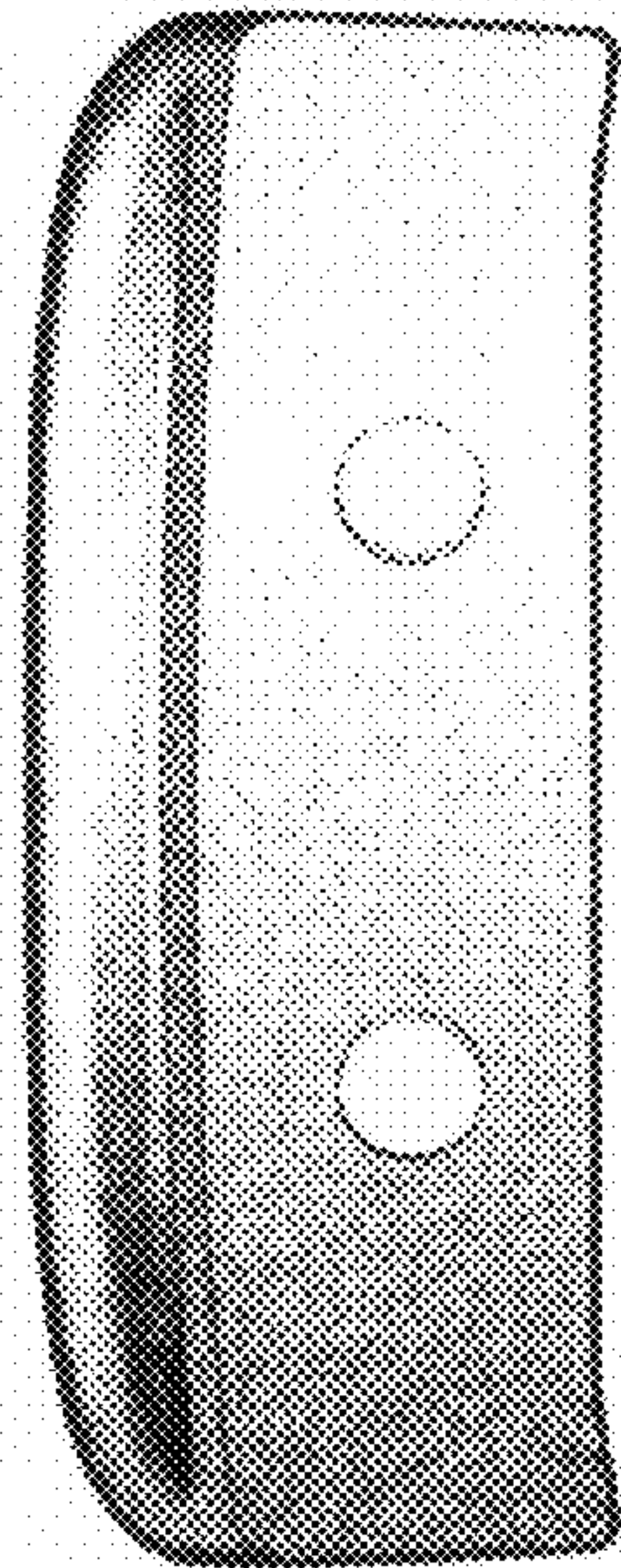


FIG. 5




FIG. 6