



US00D658394S

(12) **United States Design Patent**  
**Debevec et al.**

(10) **Patent No.:** **US D658,394 S**  
(45) **Date of Patent:** **\*\* May 1, 2012**

(54) **BOOSTER SEAT**

(75) Inventors: **Steven Debevec**, Wake Forest, NC (US);  
**Debra L. Johnson**, Raleigh, NC (US);  
**James Joseph Welch**, Clayton, NC (US)

(73) Assignee: **Spongex, LLC**, Tarboro, NC (US)

(\*\*) Term: **14 Years**

(21) Appl. No.: **29/400,280**

(22) Filed: **Aug. 25, 2011**

**Related U.S. Application Data**

(62) Division of application No. 29/369,916, filed on Sep. 15, 2010, now Pat. No. Des. 646,066.

(51) **LOC (9) Cl.** ..... **06-01**

(52) **U.S. Cl.** ..... **D6/333**

(58) **Field of Classification Search** ..... D6/333-336,  
D6/339-341, 344, 381, 491, 500-502; 297/250.1,  
297/255, 256.15; 5/94, 98.2, 103-104, 655,  
5/655.3; D12/129-130, 133; D21/419; 280/30-31  
See application file for complete search history.

(56) **References Cited**

**U.S. PATENT DOCUMENTS**

D230,784 S \* 3/1974 Turco ..... D6/335  
D276,098 S \* 10/1984 Cone ..... D6/333  
D283,855 S \* 5/1986 Kujawski ..... D6/333  
D314,674 S \* 2/1991 Kohus et al. .... D6/333  
D334,848 S \* 4/1993 Mariol ..... D6/333

D376,920 S \* 12/1996 Wood ..... D6/333  
D553,865 S \* 10/2007 Buitendach ..... D6/333  
D560,375 S \* 1/2008 Grohs ..... D6/333  
D592,865 S \* 5/2009 Yeung ..... D6/333  
D623,426 S \* 9/2010 Ramer et al. .... D6/333  
D646,046 S \* 10/2011 Paine ..... D2/642

\* cited by examiner

*Primary Examiner* — Caron D Veynar

*Assistant Examiner* — Abraham Bahta

(74) *Attorney, Agent, or Firm* — Withrow & Terranova, PLLC

(57) **CLAIM**

The ornamental design for booster seat, as shown and described.

**DESCRIPTION**

FIG. 1 is an isometric view of the booster seat showing our new design;

FIG. 2 is a top view of the booster seat of FIG. 1;

FIG. 3 is a bottom view of the booster seat of FIG. 1;

FIG. 4 is a front view of the booster seat of FIG. 1;

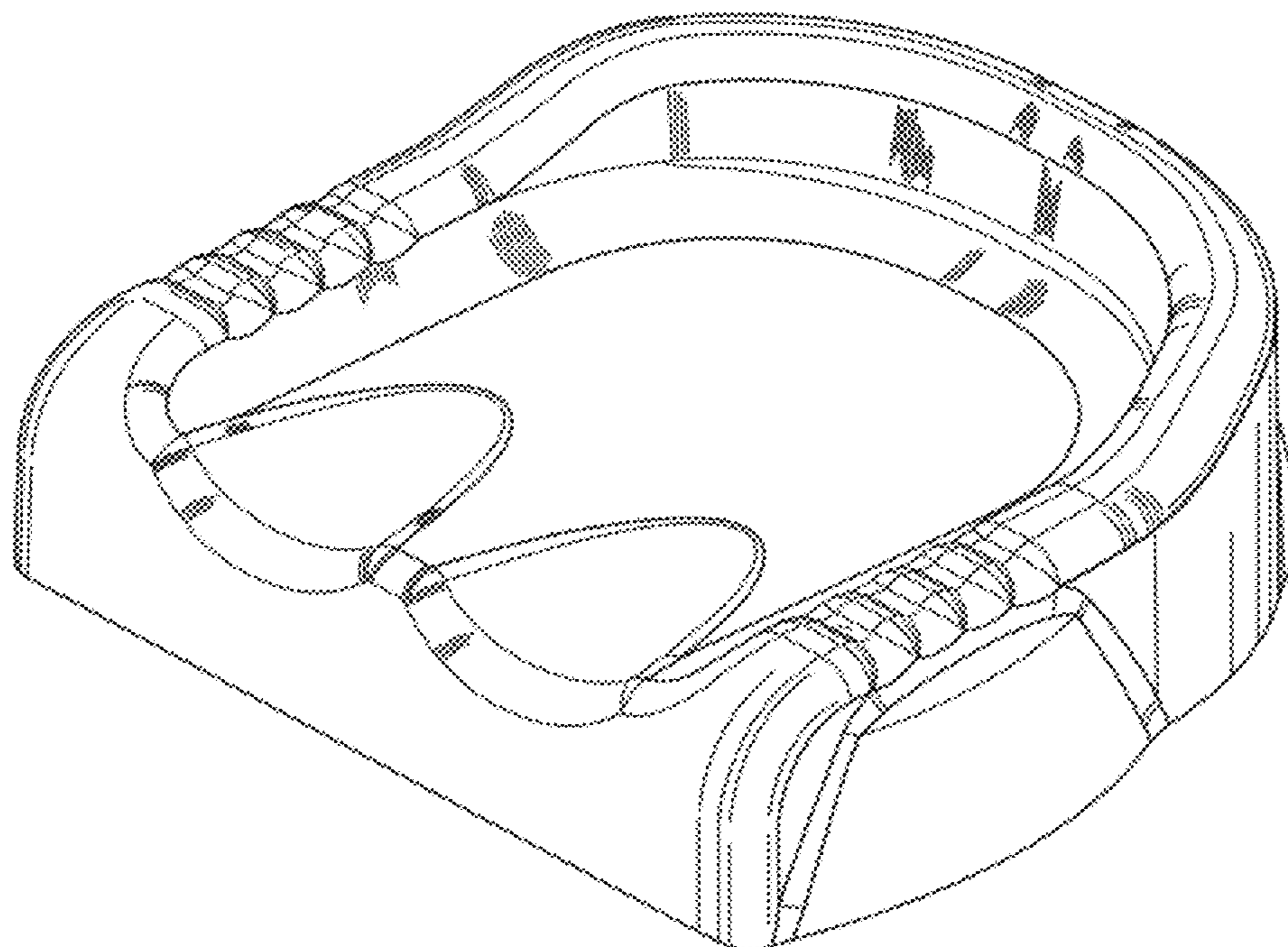
FIG. 5 is a back view of the booster seat of FIG. 1;

FIG. 6 is a right side view of the booster seat of FIG. 1; and,

FIG. 7 is a left side view of the booster seat of FIG. 1.

The break lines in the drawings, if any, indicate indeterminate length and fins only, and do not form part of the claimed design. Broken lines, if any included, in the drawings are for illustrative purposes only and do not form part of the claimed design.

**1 Claim, 7 Drawing Sheets**



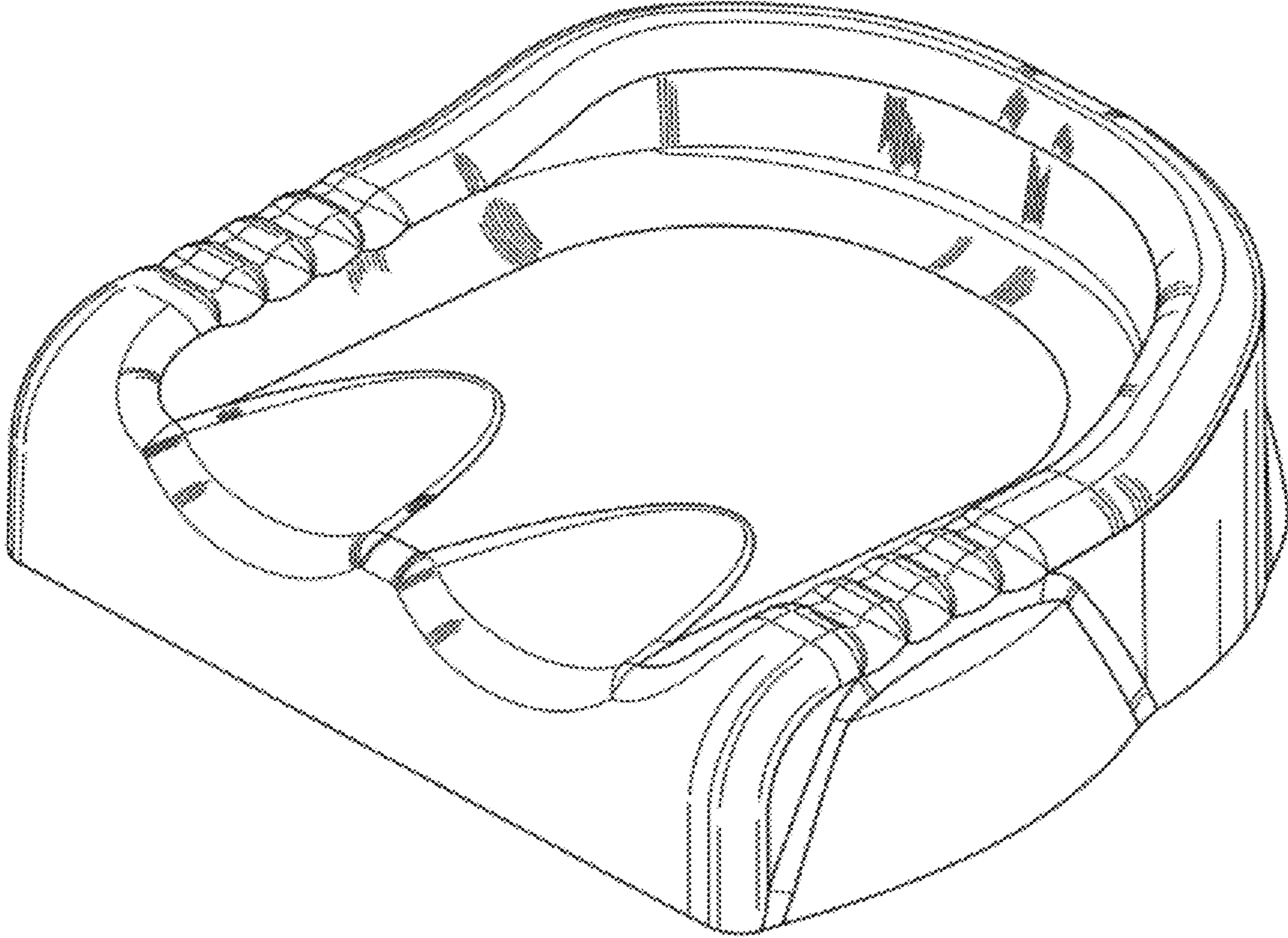


FIG. 1

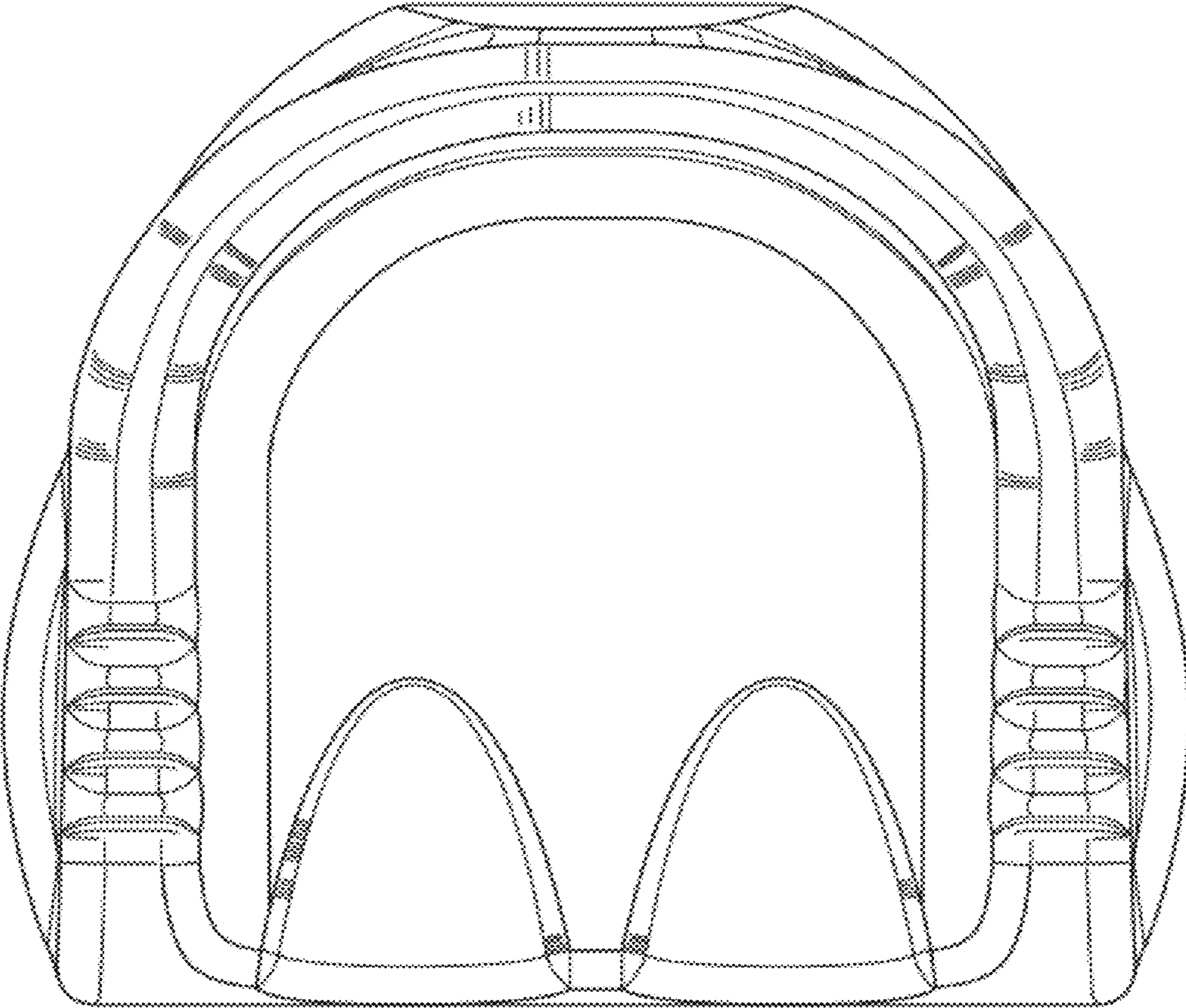


FIG. 2

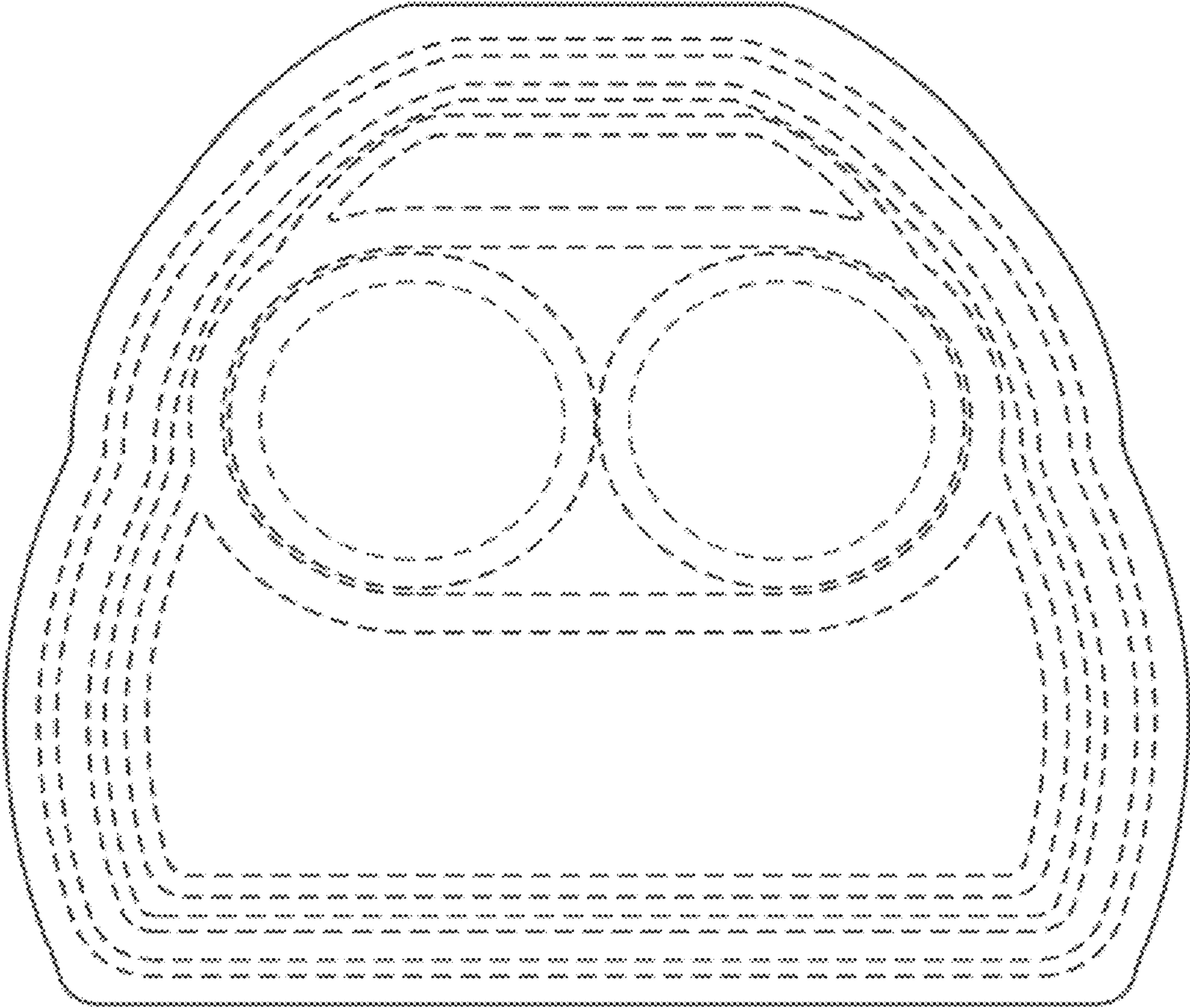


FIG. 3

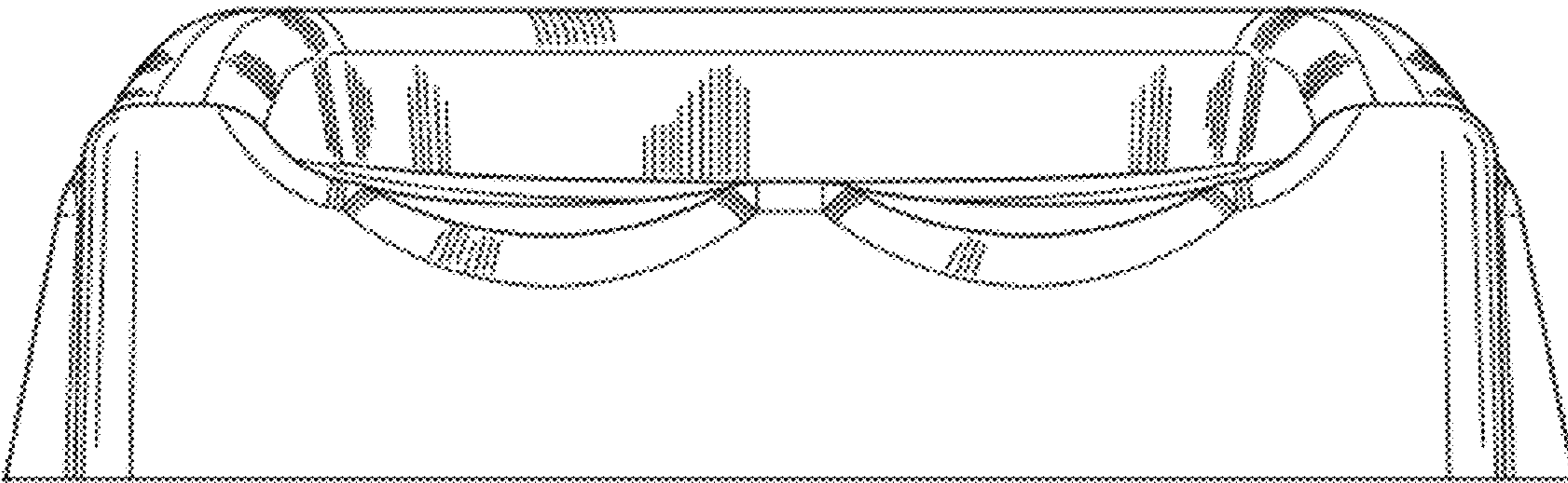


FIG. 4

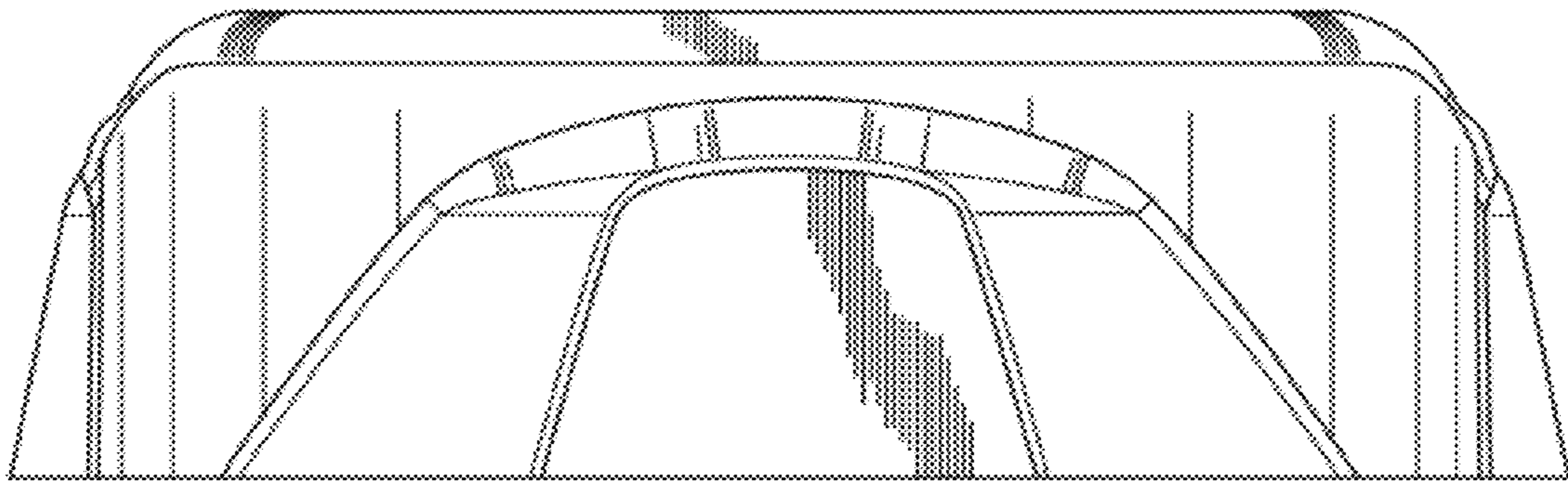


FIG. 5

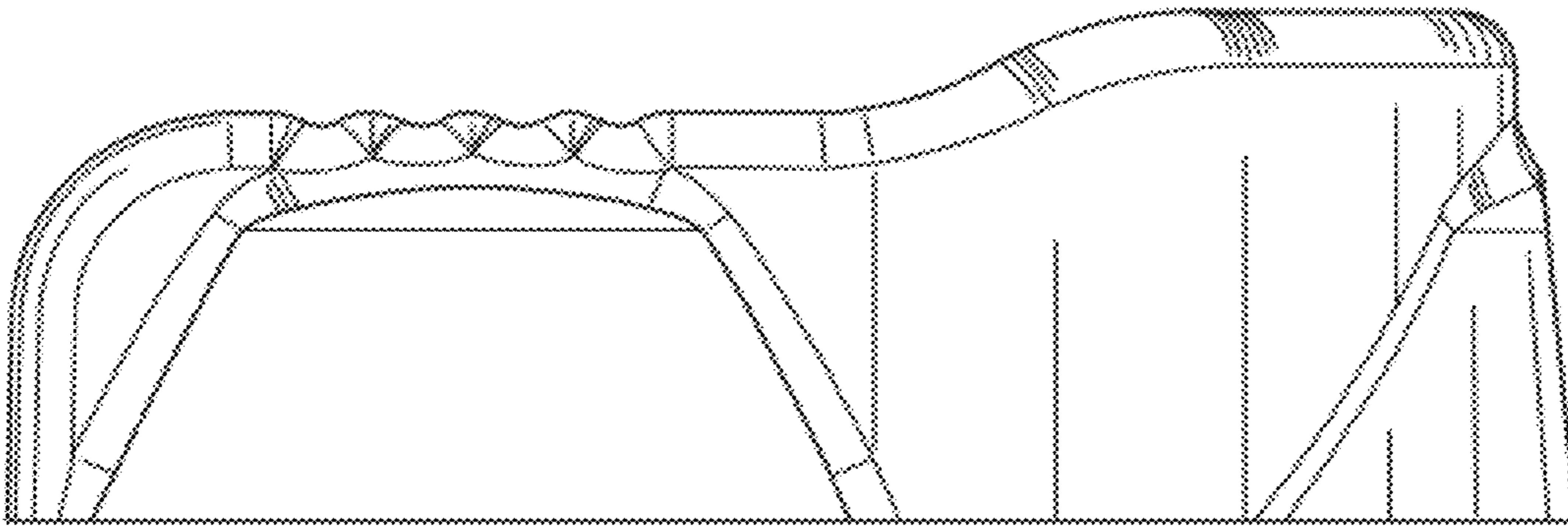
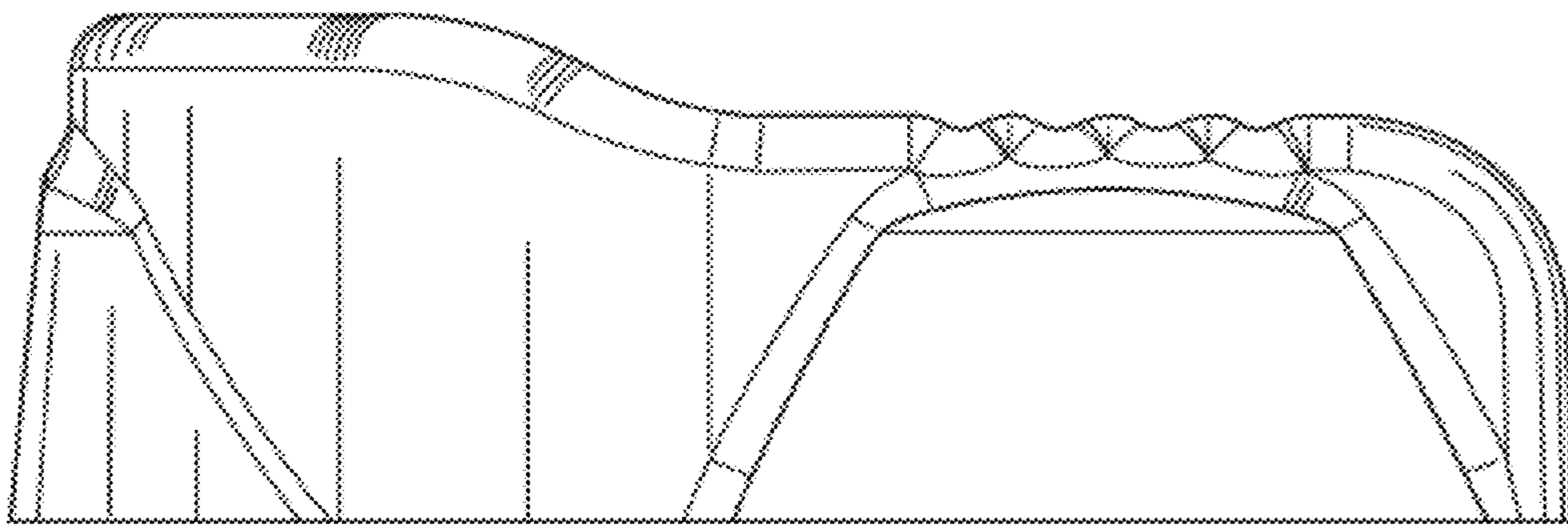


FIG. 6



**FIG. 7**