



US00D658387S

(12) **United States Design Patent**
Mallory et al.

(10) **Patent No.:** **US D658,387 S**
(45) **Date of Patent:** **** May 1, 2012**

(54) **DOUBLE HANDLE ROUND BRUSH**

(76) Inventors: **Judith C. Mallory**, Pike Road, AL (US);
Mary Beth Boyette-Kirtley, Wetumpka, AL (US)

(**) Term: **14 Years**

(21) Appl. No.: **29/374,347**

(22) Filed: **Aug. 3, 2011**

(51) **LOC (9) Cl.** **04-01**

(52) **U.S. Cl.** **D4/128**

(58) **Field of Classification Search** D4/128,
D4/129, 131, 136, 138, 108, 109, 119; D32/35,
D32/51; 15/104.5, 104.16, 104.2, 104.31,
15/104.32, 164, 165, 206; D28/65; D7/682;
452/298, 458

See application file for complete search history.

(56) **References Cited**

U.S. PATENT DOCUMENTS

39,916	A	8/1863	Heissenbuttel	
359,480	A	3/1887	Weber	
819,772	A *	5/1906	Latham	492/14
1,534,907	A	4/1925	Broecker	
1,807,009	A *	5/1931	Pinnelli	7/111
D137,616	S	12/1941	Lotters	
2,325,316	A	7/1943	Haberman	
3,459,199	A	8/1969	Connell	
3,918,465	A	11/1975	Barradas	
3,994,652	A *	11/1976	Kuzyk	425/298
D249,401	S *	9/1978	Glasberg	D4/128

D250,069	S	10/1978	Wachtel	
4,267,851	A	5/1981	Plaisted	
4,435,145	A *	3/1984	Abrams	425/458
4,718,769	A	1/1988	Conkey	
4,815,859	A *	3/1989	Weinkle	366/69
D301,404	S	6/1989	Fischer	
D365,971	S *	1/1996	Brockmann	D7/682
D383,612	S	9/1997	Chan et al.	
D398,157	S *	9/1998	Ivey	D4/134
5,911,226	A	6/1999	Vecchiola et al.	
D421,680	S *	3/2000	Worthington	D4/128
D461,316	S *	8/2002	Park	D4/128
D479,916	S	9/2003	Park	
7,381,125	B2 *	6/2008	Stewart et al.	452/141
D627,568	S	11/2010	Rennette	
2002/0066150	A1	6/2002	Bigio	

* cited by examiner

Primary Examiner — Austin Murphy

(57) **CLAIM**

We claim the ornamental design for a double handle round brush, as shown and described.

DESCRIPTION


FIG. 1 is a front perspective view of a double handle round brush showing our new design thereof, the back view being identical thereto;

FIG. 2 is a side perspective view thereof, the opposite side being identical thereto;

FIG. 3 is a top perspective view thereof; and,

FIG. 4 is a bottom perspective view thereof.

1 Claim, 4 Drawing Sheets






Fig. 1




Fig. 2




Fig. 3




Fig. 4