



US00D658383S

(12) **United States Design Patent**
Key et al.

(10) **Patent No.:** **US D658,383 S**

(45) **Date of Patent:** **** May 1, 2012**

(54) **POWER TOOTHBRUSH CONTROL PANEL**

(75) Inventors: **Lauren Key**, Tampa, FL (US); **Cindy V. Roark**, Spring Hill, FL (US)

(73) Assignee: **Dentis Rx, LLC**, Redmond, WA (US)

(**) Term: **14 Years**

(21) Appl. No.: **29/385,774**

(22) Filed: **Feb. 18, 2011**

Related U.S. Application Data

(63) Continuation-in-part of application No. 29/368,722, filed on Aug. 27, 2010.

(51) **LOC (9) Cl.** **28-03**

(52) **U.S. Cl.** **D4/101**

(58) **Field of Classification Search** D4/101,
D4/104-112, 138; 15/21.1, 22.1, 22.2, 23,
15/24, 28, 29, 167.1, 167.2; 132/308-311;
601/142; D24/133, 146, 147, 152
See application file for complete search history.

(56) **References Cited**

U.S. PATENT DOCUMENTS

D515,816 S * 2/2006 Jimenez et al. D4/101
D547,951 S * 8/2007 Ullmann et al. D4/101

(Continued)

OTHER PUBLICATIONS

DE 40606225-0020 Registered Design Application (Braun GmbH) Mar. 10, 2007, [online], [retrieved on Nov. 28, 2011]. Retrieved from the Designs Register of the German Patent and Trade Mark Office using the Internet: <URL: <http://register.dmpa.de>>.*

(Continued)

Primary Examiner — Melanie H Tung
Assistant Examiner — Lavone D Tabor

(74) *Attorney, Agent, or Firm* — Speckman Law Group PLLC

(57) **CLAIM**

The ornamental design for a power toothbrush control panel, substantially as shown and described.

DESCRIPTION

FIG. 1 shows a front perspective view of a power toothbrush control panel embodying our new design, wherein the broken lines illustrate features of a power toothbrush and form no part of the claimed design;

FIG. 2 shows a front view of the power toothbrush control panel as shown in FIG. 1;

FIG. 3 shows a rear view of the power toothbrush control panel as shown in FIG. 1;

FIG. 4 shows a first side view of the power toothbrush control panel as shown in FIG. 1;

FIG. 5 shows a second side view of the power toothbrush control panel as shown in FIG. 1;

FIG. 6 shows a top plan view of the power toothbrush control panel as shown in FIG. 1;

FIG. 7 shows a bottom plan view of the power toothbrush control panel as shown in FIG. 1;

FIG. 8 shows a front perspective view of the power toothbrush control panel in an alternate environment, wherein the broken lines illustrate features of a power toothbrush handle and form no part of the claimed design;

FIG. 9 shows a front view of the power toothbrush control panel as shown in FIG. 8;

FIG. 10 shows a rear view of the power toothbrush control panel as shown in FIG. 8;

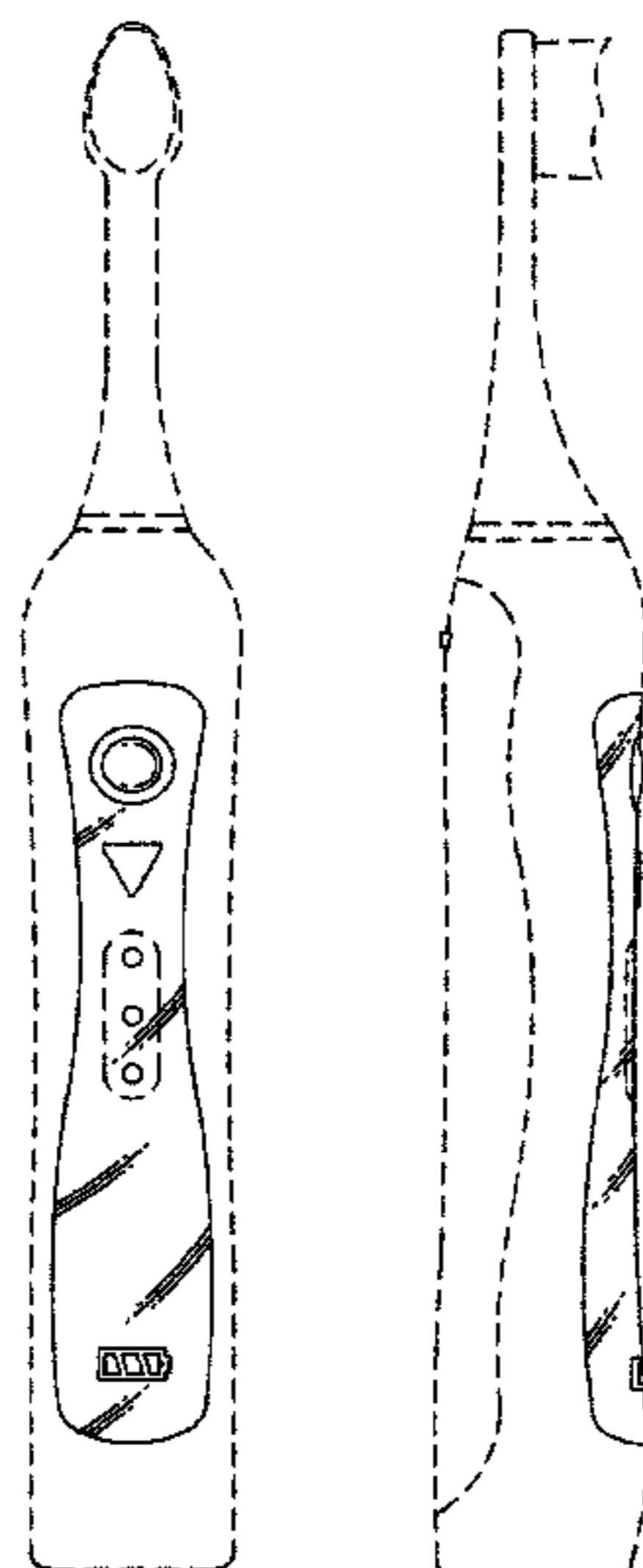
FIG. 11 shows a first side view of the power toothbrush control panel as shown in FIG. 8;

FIG. 12 shows a second side view of the power toothbrush control panel as shown in FIG. 8;

FIG. 13 shows a top plan view of the power toothbrush control panel as shown in FIG. 8; and,

FIG. 14 shows a bottom plan view of the power toothbrush control panel as shown in FIG. 8.

1 Claim, 4 Drawing Sheets



US D658,383 S

Page 2

U.S. PATENT DOCUMENTS

D589,255 S 3/2009 Taylor et al.
D589,256 S 3/2009 Taylor et al.
D607,646 S * 1/2010 Ino D4/101
2011/0247158 A1* 10/2011 Jungnickel et al. 15/167.1

OTHER PUBLICATIONS

DE 402008003336-0008 Registered Design Application (Artec GmbH) Sep. 5, 2008, [online], [retrieved on Nov. 20, 2011]. Retrieved from the Designs Register of the German Patent and Trade Mark Office using the Internet: <URL: <http://register.dmpa.de>>.*
Declaration of Tim Hill, dated May 31, 2011.

Shenzhen Risun Technology Co., Ltd., "Sonic Toothbrush With UV Toothbrush Sanitizing Base," Model RST2031 Product Brochure, 9 pages, www.risun-tech.com.cn Available prior to Feb. 2011.

CVS/Pharmacy, "CVS Sonic Toothbrush," http://www.cvs.com/CVSApp/catalog/shop_product_detail (Jan. 11, 2011).

Zilla, "Rotadent Plus, The Professional Rotary Toothbrush," Rotadent Plus Manual, 3 pages, Zila, Inc. (2010).

* cited by examiner

FIG. 1

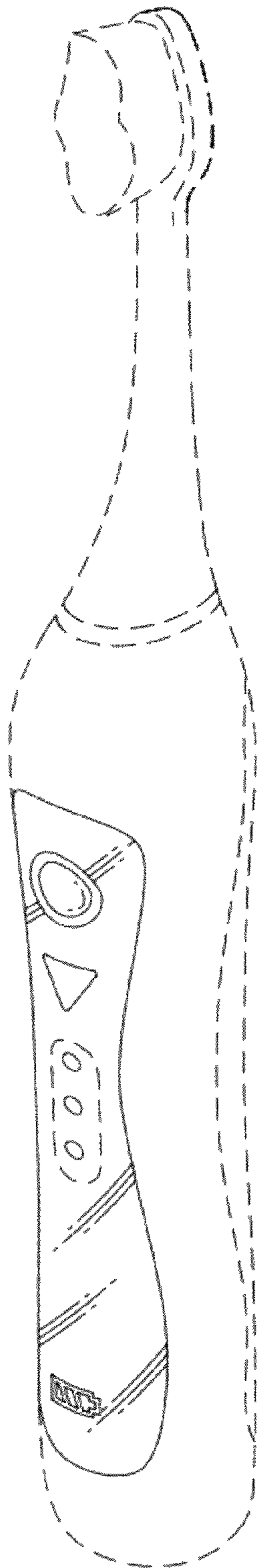


FIG. 2

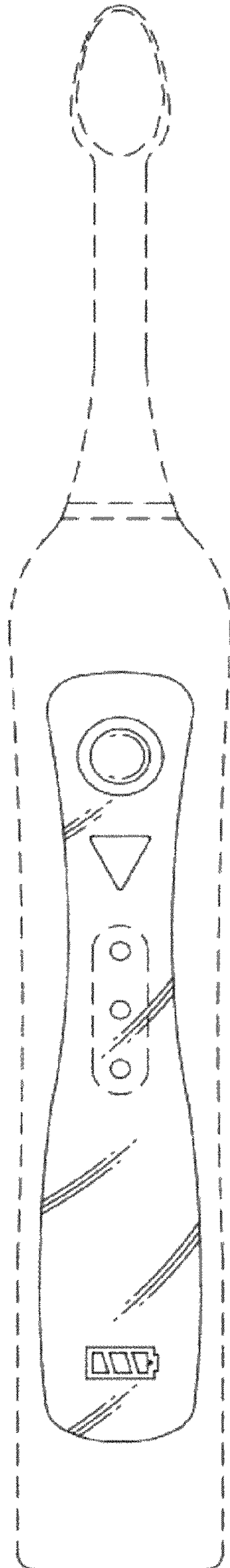


FIG. 3




FIG. 4




FIG. 5

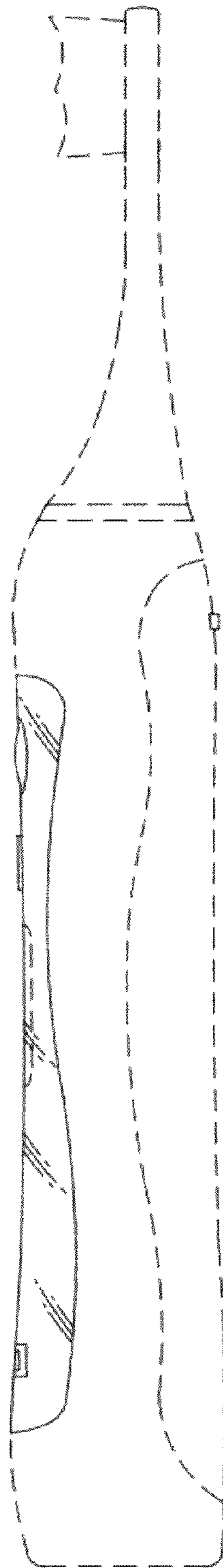


FIG. 6

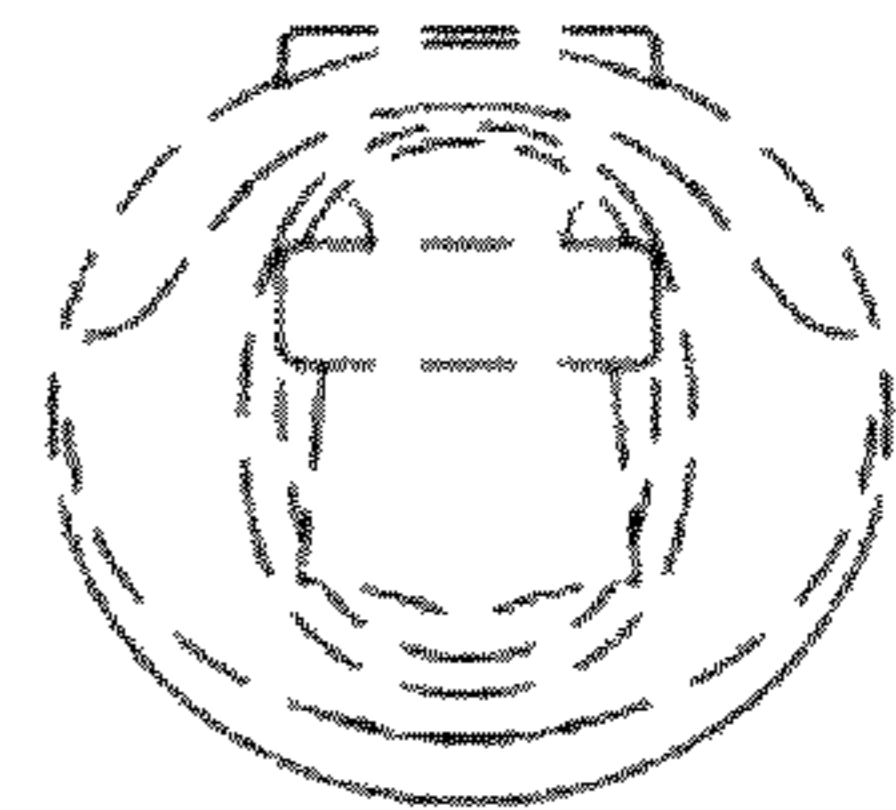


FIG. 7

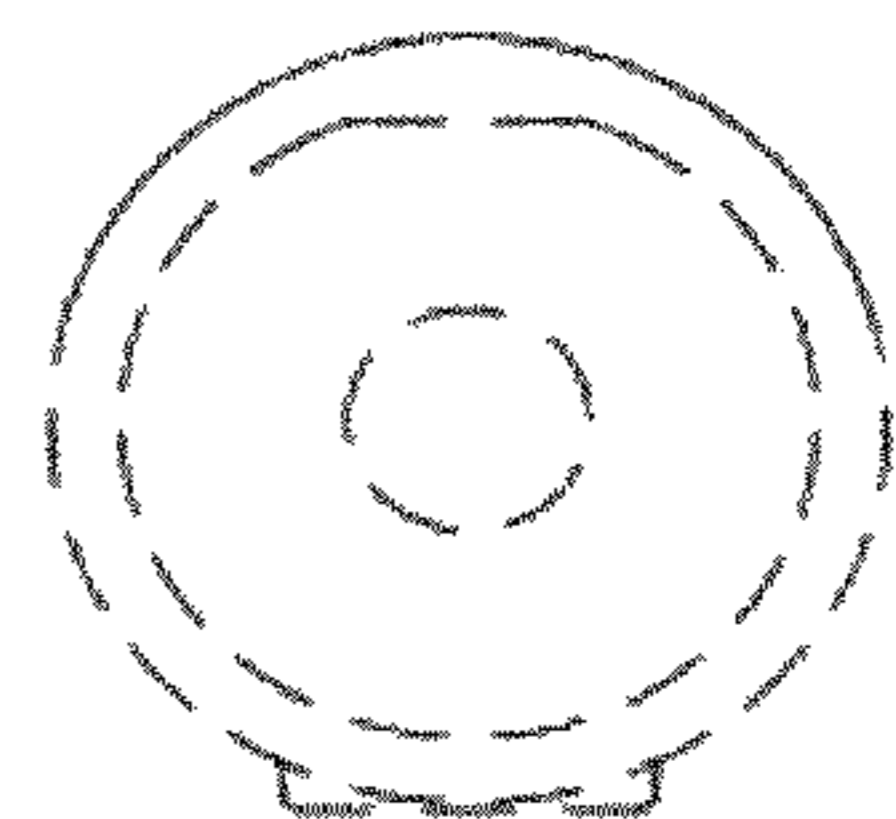


FIG. 8

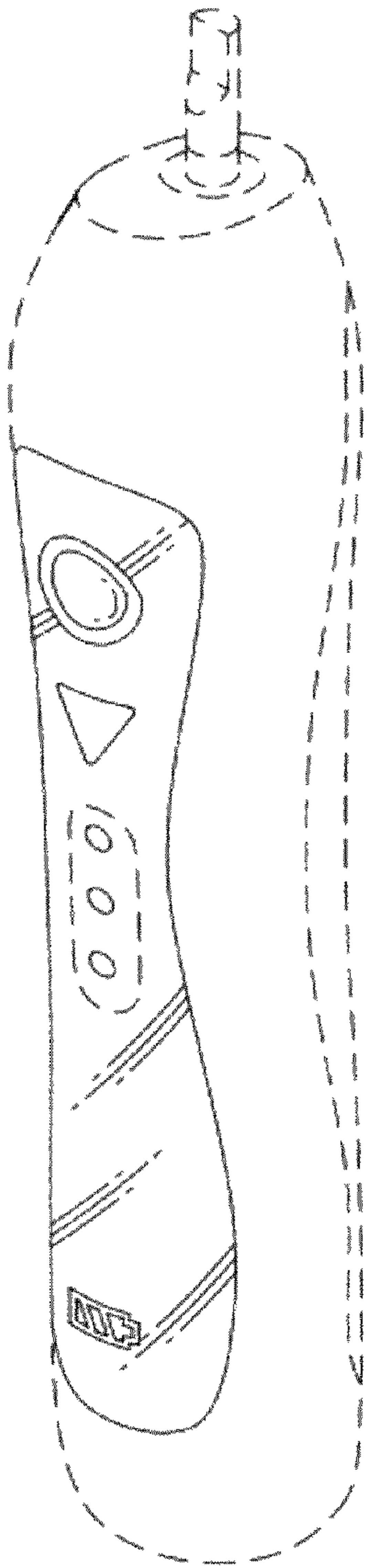


FIG. 9

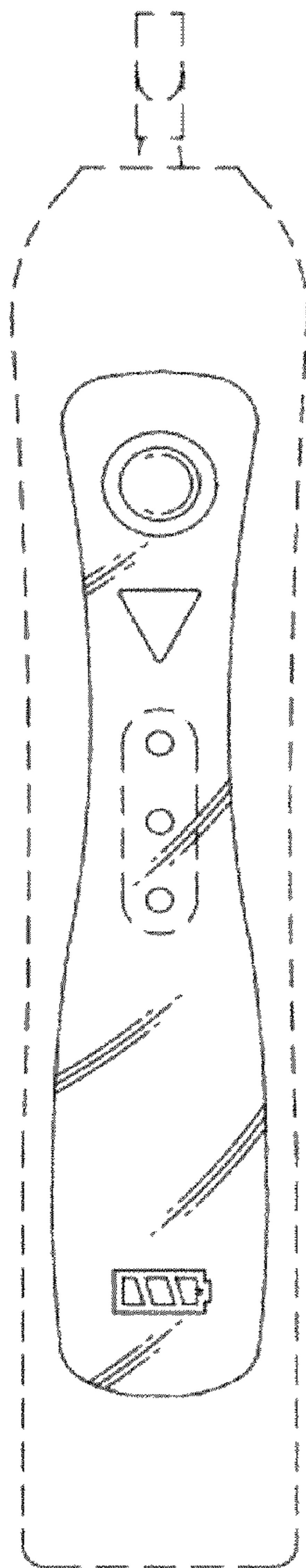


FIG. 10




FIG. 11




FIG. 12




FIG. 13

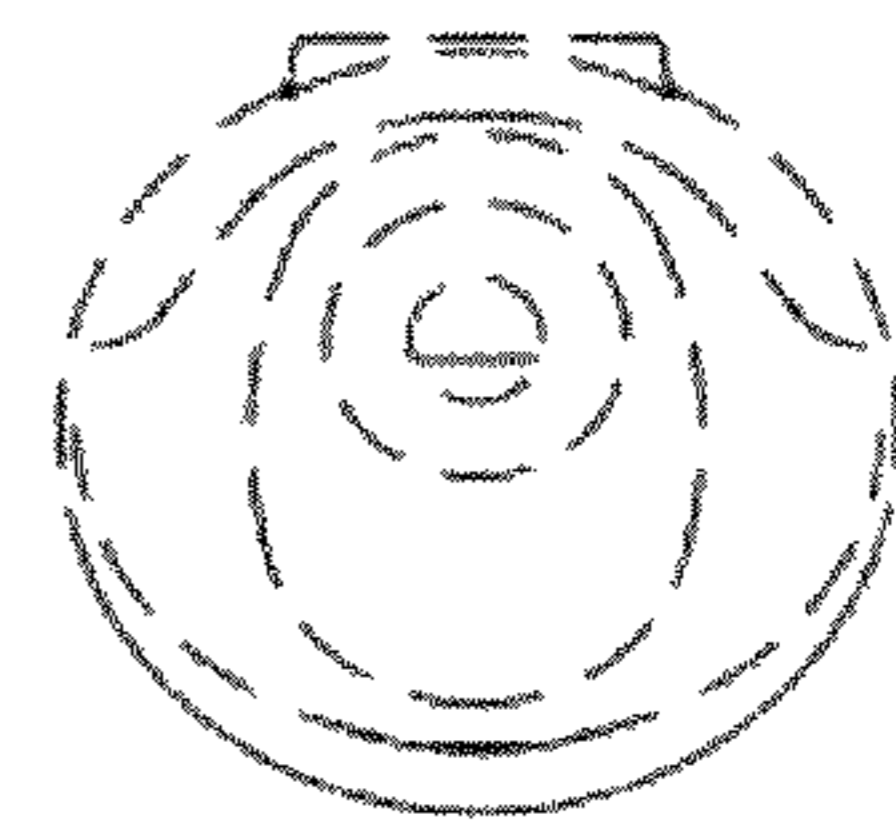


FIG. 14

