



US00D658382S

(12) **United States Design Patent**
Heil et al.

(10) **Patent No.:** **US D658,382 S**

(45) **Date of Patent:** **** May 1, 2012**

(54) **ELECTRIC TOOTHBRUSH HANDLE**

(75) Inventors: **Benedikt Heil**, Ober-Mörlen (DE); **Uwe Jungnickel**, Königstein (DE); **Wolfgang Stegmann**, Frankfurt (DE)

(73) Assignee: **Braun GmbH**, Kronberg (DE)

(**) Term: **14 Years**

(21) Appl. No.: **29/360,731**

(22) Filed: **Apr. 30, 2010**

(51) **LOC (9) Cl.** **28-03**

(52) **U.S. Cl.** **D4/101; D4/138**

(58) **Field of Classification Search** D4/100-102,
D4/104-112, 114, 138; 15/21.1, 22.1, 23-29,
15/167.1, 167.2; 132/308-311; 601/142;
D8/61; 81/57.11, 57.14, 57.3, 57.31, 57.42,
81/464

See application file for complete search history.

(56) **References Cited**

U.S. PATENT DOCUMENTS

| | | | | |
|--------------|-----|---------|----------------|--------|
| 2,263,885 | A | 11/1941 | McGauley | |
| D220,239 | S * | 3/1971 | Rams et al. | D4/101 |
| 4,672,706 | A | 6/1987 | Hill | |
| D500,208 | S * | 12/2004 | Vu | D4/101 |
| D503,852 | S * | 4/2005 | Hensel | D4/111 |
| D506,616 | S * | 6/2005 | Winkler et al. | D4/104 |
| 2011/0072603 | A1 | 3/2011 | Vu et al. | |

FOREIGN PATENT DOCUMENTS

| | | | |
|----|----------------|-----|---------|
| KR | 30-0366295 | S * | 11/2004 |
| KR | 30-0415426 | S * | 5/2006 |
| WO | WO 2004/060110 | A1 | 7/2004 |

OTHER PUBLICATIONS

DE 402008004106-0001 Registered Design Application (Braun GmbH) Nov. 21, 2008, [online], [retrieved on Oct. 15, 2010]. Retrieved from the Designs Register of the German Patent and Trade Mark Office using the Internet: <URL: http://register.dmpa.de>.*
International Search Report for Z-8401 dated Sep. 23, 2010.

* cited by examiner

Primary Examiner — Cathron Brooks

Assistant Examiner — Lavone D Tabor

(74) *Attorney, Agent, or Firm* — John P. Colbert

(57) **CLAIM**

The ornamental design for an electric toothbrush handle, as shown and described.

DESCRIPTION

FIG. 1 is a perspective view of an electric toothbrush handle showing our new design;

FIG. 2 is a front view of the electric toothbrush handle shown in FIG. 1;

FIG. 3 is a right side view of the electric toothbrush handle shown in FIG. 1;

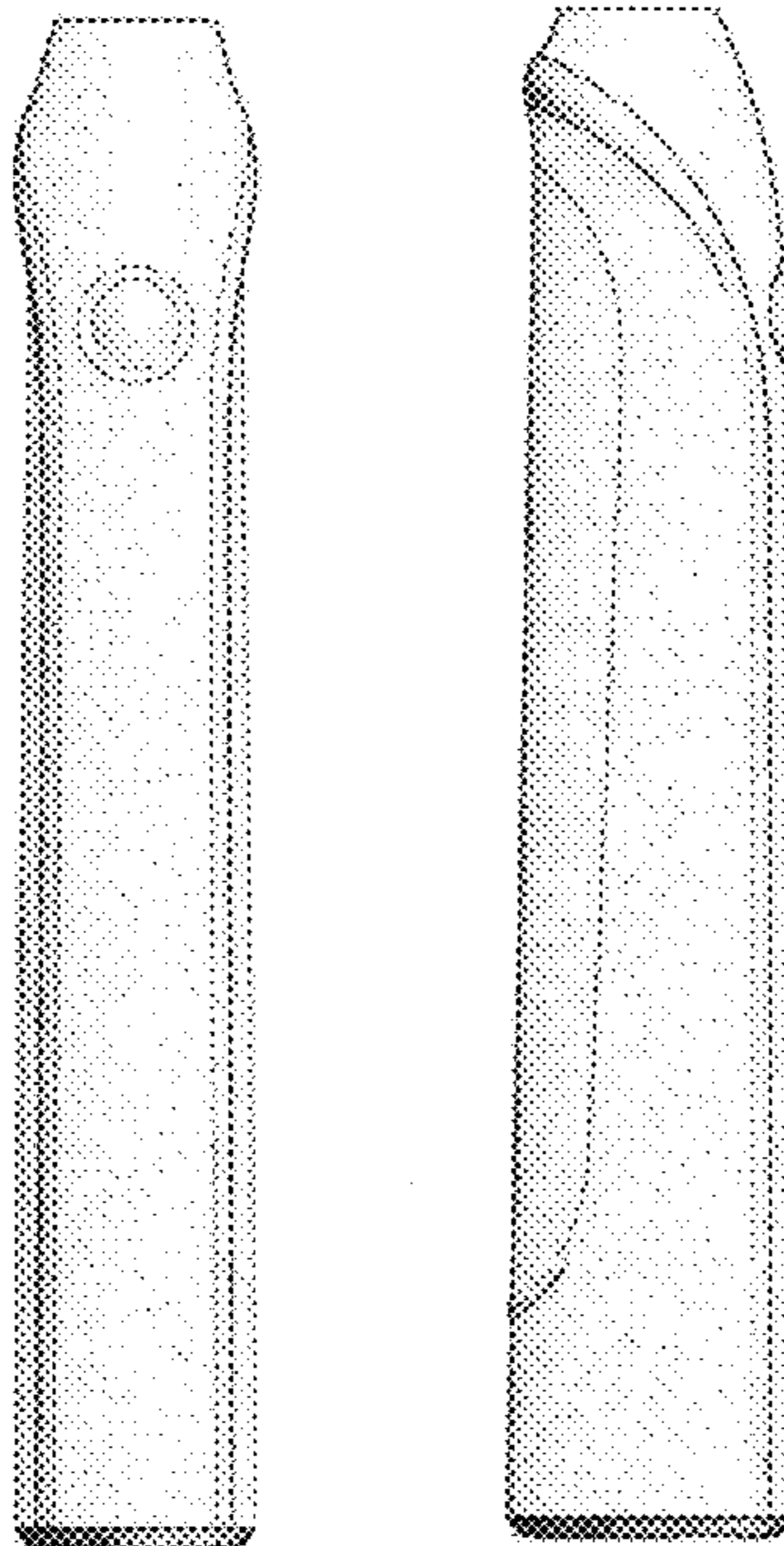
FIG. 4 is a back view of the electric toothbrush handle shown in FIG. 1;

FIG. 5 is a left side view of the electric toothbrush handle shown in FIG. 1;

FIG. 6 is a top view of the electric toothbrush handle shown in FIG. 1; and,

FIG. 7 is a bottom view of the electric toothbrush handle shown in FIG. 1.

1 Claim, 3 Drawing Sheets






Fig. 1




Fig. 2




Fig. 3




Fig. 4




Fig. 5

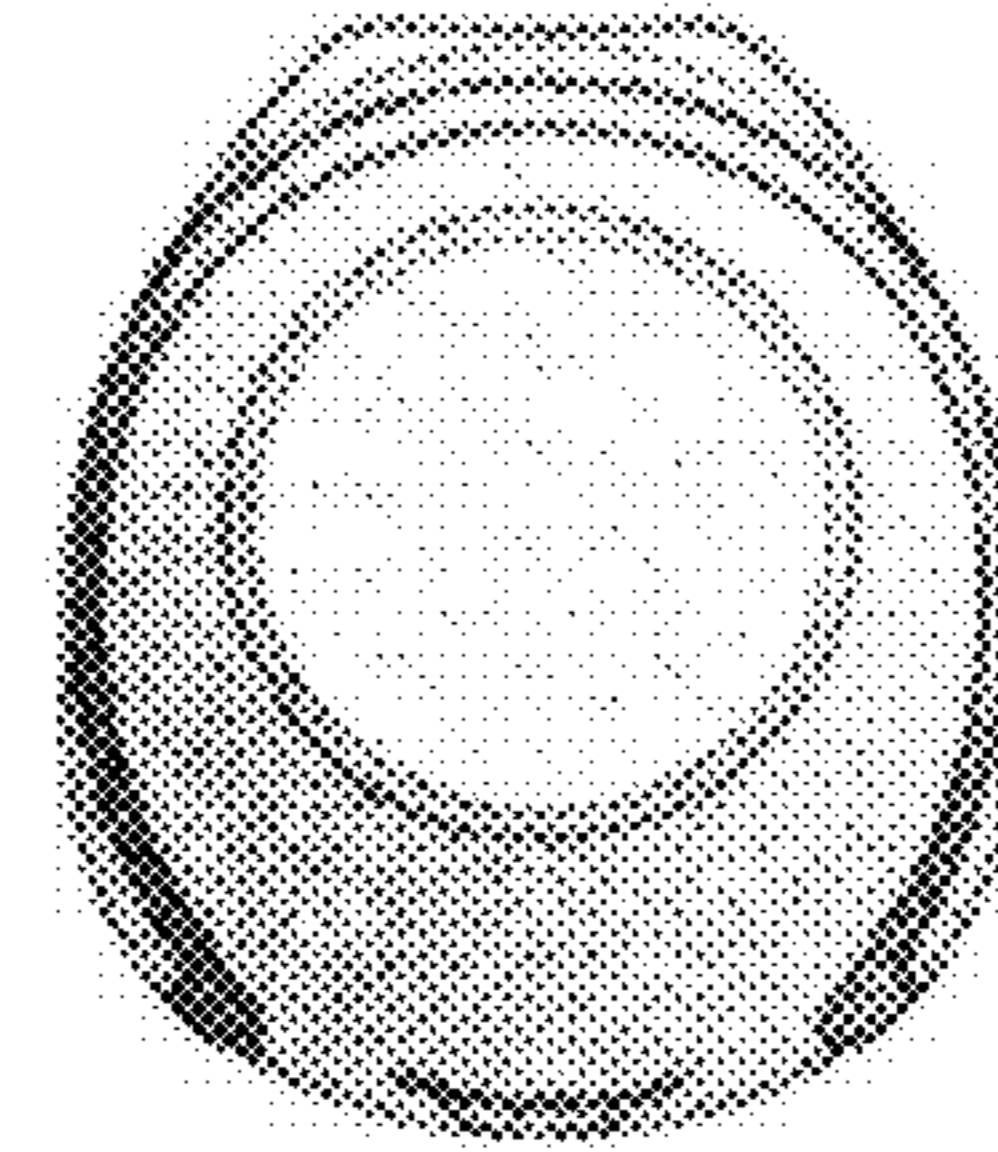


Fig. 6

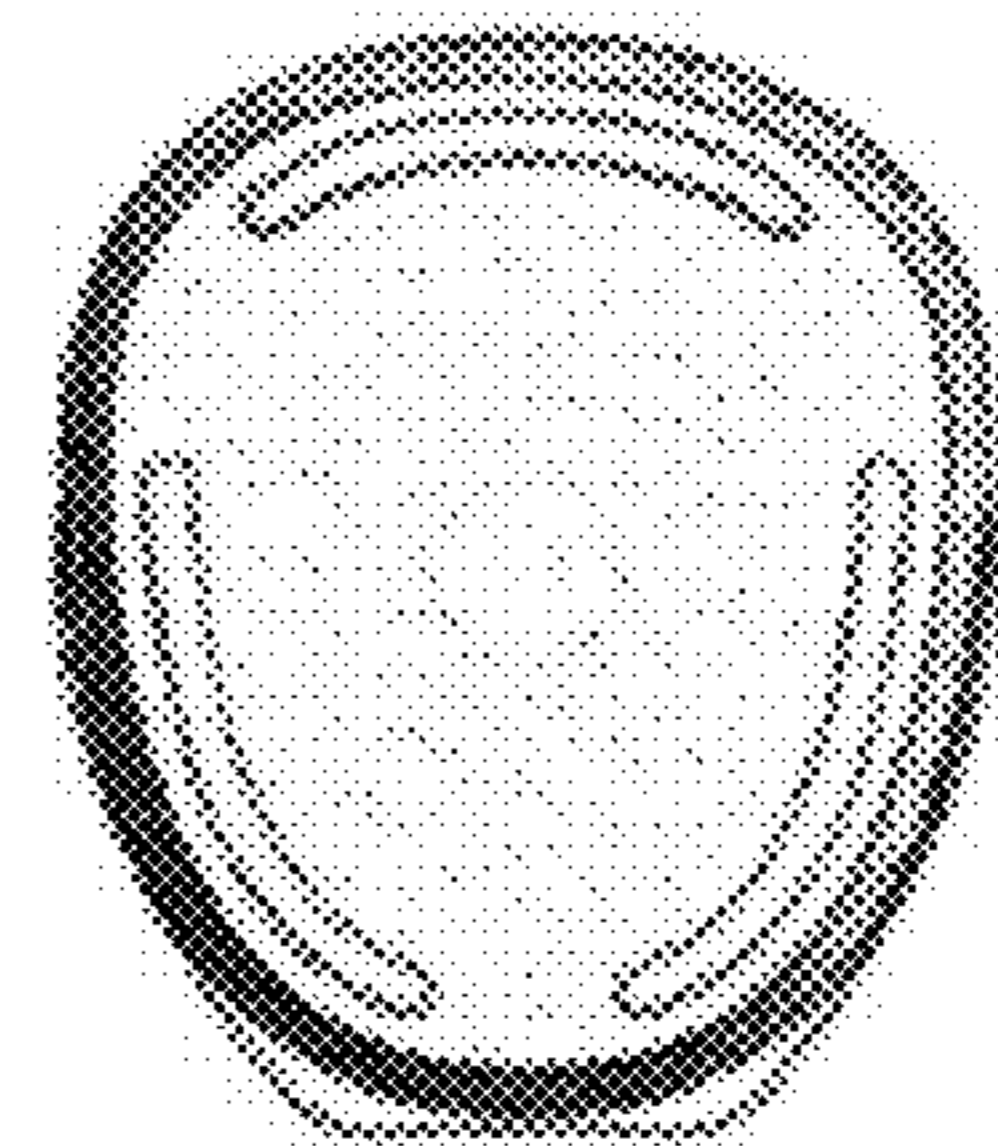


Fig. 7